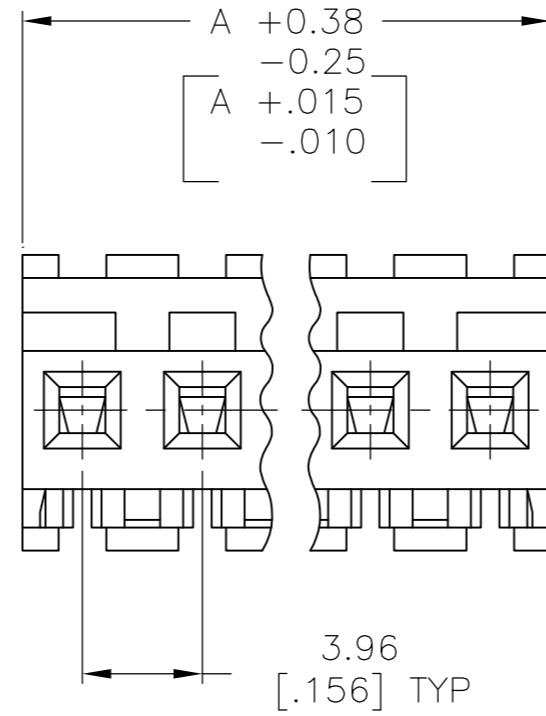
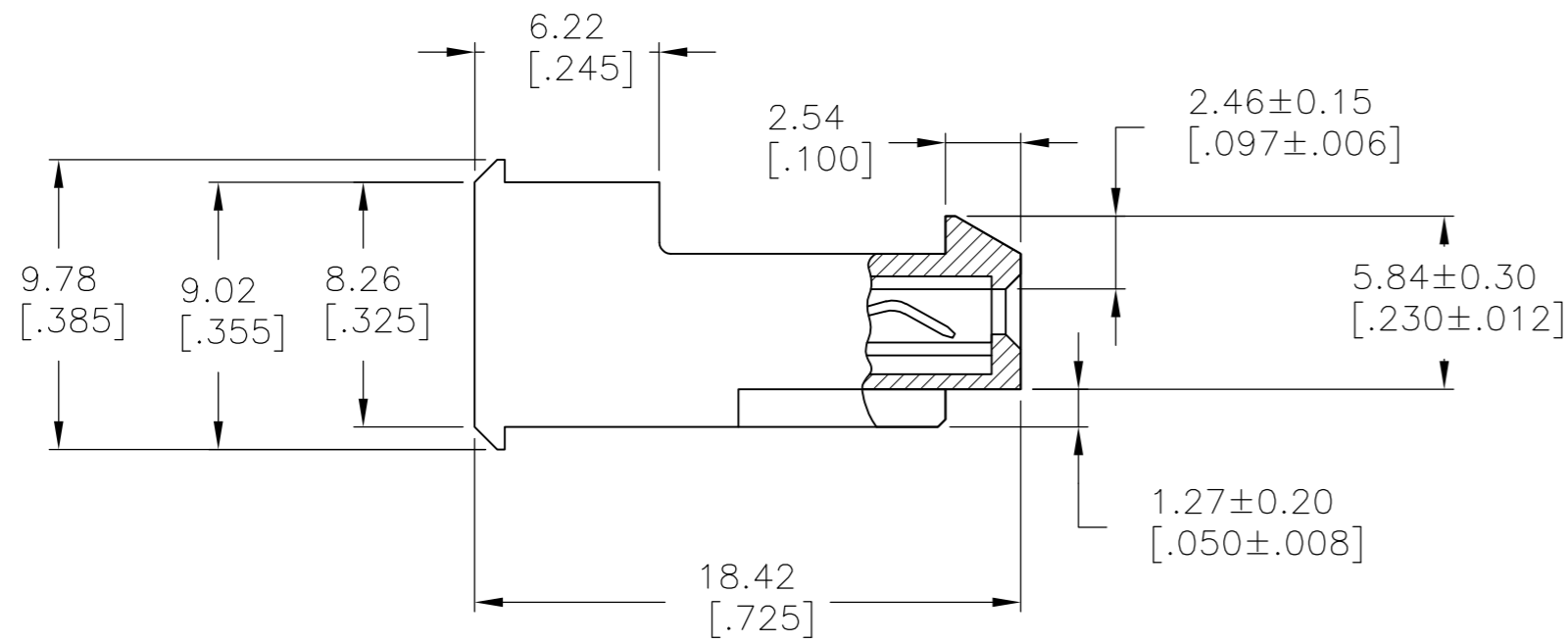
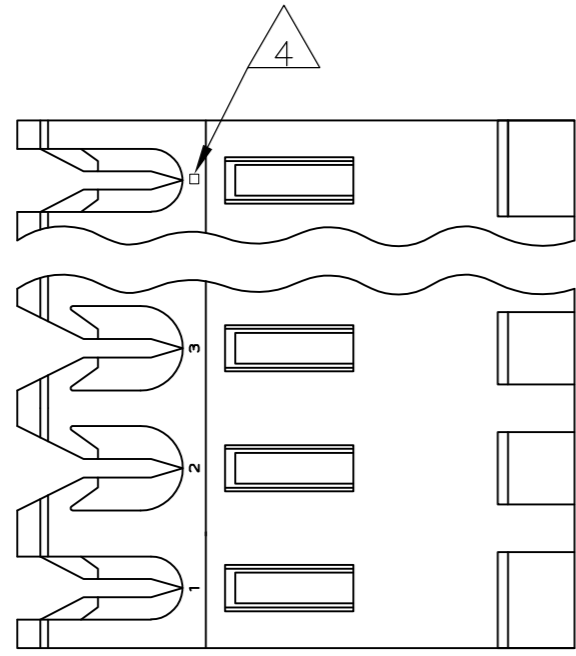


THIS DRAWING IS UNPUBLISHED. RELEASED FOR PUBLICATION  
 © COPYRIGHT - By - TE CONNECTIVITY ALL RIGHTS RESERVED.

LOC	DIST	REVISIONS			
P	LTR	DESCRIPTION	DATE	DWN	APVD
CM	54	U2	REVISED PER ECR-17-018200	09JAN2018	BDA SG



95.10	[3.744]	24	5-640600-4
91.14	[3.588]	23	5-640600-3
87.17	[3.432]	22	5-640600-2
83.21	[3.276]	21	5-640600-1
79.25	[3.120]	20	5-640600-0
75.29	[2.964]	19	4-640600-9
71.32	[2.808]	18	4-640600-8
67.36	[2.652]	17	4-640600-7
63.40	[2.496]	16	4-640600-6
59.44	[2.340]	15	4-640600-5
55.47	[2.184]	14	4-640600-4
51.51	[2.028]	13	4-640600-3
47.55	[1.872]	12	4-640600-2
43.59	[1.716]	11	4-640600-1
39.62	[1.560]	10	4-640600-0
35.66	[1.404]	9	3-640600-9
31.70	[1.248]	8	3-640600-8
27.74	[1.092]	7	3-640600-7
23.77	[.936]	6	3-640600-6
19.81	[.780]	5	3-640600-5
15.85	[.624]	4	3-640600-4
11.89	[.468]	3	3-640600-3
7.92	[.312]	2	3-640600-2
95.10	[3.744]	24	<del>2-640600-4</del>
91.14	[3.588]	23	<del>2-640600-3</del>
87.17	[3.432]	22	<del>2-640600-2</del>
83.21	[3.276]	21	<del>2-640600-1</del>
79.25	[3.120]	20	<del>2-640600-0</del>
75.29	[2.964]	19	<del>1-640600-9</del>
71.32	[2.808]	18	<del>1-640600-8</del>
67.36	[2.652]	17	<del>1-640600-7</del>
63.40	[2.496]	16	<del>1-640600-6</del>
59.44	[2.340]	15	<del>1-640600-5</del>
55.47	[2.184]	14	<del>1-640600-4</del>
51.51	[2.028]	13	<del>1-640600-3</del>
47.55	[1.872]	12	<del>1-640600-2</del>
43.59	[1.716]	11	<del>1-640600-1</del>
39.62	[1.560]	10	<del>1-640600-0</del>
35.66	[1.404]	9	<del>640600-9</del>
31.70	[1.248]	8	<del>640600-8</del>
27.74	[1.092]	7	<del>640600-7</del>
23.77	[.936]	6	<del>640600-6</del>
19.81	[.780]	5	<del>640600-5</del>
15.85	[.624]	4	<del>640600-4</del>
11.89	[.468]	3	<del>640600-3</del>
7.92	[.312]	2	<del>640600-2</del>

- 1 MATERIAL: CONNECTOR - NYLON UL94V-2 (YELLOW).  
CONTACTS - 0.30[.012] THICK COPPER ALLOY (BRIGHT TIN-LEAD 0.00203[.000080] MIN. THICK FOR CONTACTS 640600-2 THRU 2-640600-4) (MATTE WHISKER MITIGATED TIN 0.00203[.000080] MIN THICKNESS OVER NICKEL UNDERPLATE FOR 3-640600-2 THRU 5-640600-4).
- 2 CONTACTS ACCEPT 20 AWG WIRE WITH 2.41[.095] MAX INSULATION DIAMETER.
- 3 CONTACTS MUST ACCEPT 1.14±0.03[.045±.001] SQUARE POST AND REMAIN LOCKED IN POSITION.
- 4 IDENTIFICATION NUMBER FOR LAST CIRCUIT MAY NOT APPEAR ON ALL ASSEMBLIES.
- 5 DIMENSIONS IN BRACKETS ARE IN INCHES.
- 6 HOUSING FEATURES ARE: FEED-THRU WITH LOCKING RAMP.
- 7 OBSOLETE PARTS: OBSOLETE CIS STREAMLINING PER D.RENAUD/D.SINISI
- 8 OBSOLETE PARTS

SUPERSEDED 7  
 SUPERSEDED 7  
 SUPERSEDED 8  
 SUPERSEDED 7  
 SUPERSEDED 8

THIS DRAWING IS A CONTROLLED DOCUMENT.		DWN B. LEWIS 12FEB91	TE Connectivity	
DIMENSIONS: mm [INCHES]		CHK R. SWING 12FEB91	MTA-156 CONNECTOR ASSEMBLY, 20 AWG, STANDARD	
TOLERANCES UNLESS OTHERWISE SPECIFIED:		APVD D. CLARK 19FEB91	NAME	
0 PLC ± -		PRODUCT SPEC	108-1051	
1 PLC ± -		APPLICATION SPEC	114-1020	
2 PLC ± -		WEIGHT	A2 00779 C=640600	
3 PLC ± 0.13 [.005]		FINISH	SCALE 4:1 SHEET 1 OF 1 REV U2	
4 PLC ± -				
ANGLES ± -				
MATERIAL 1				
FINISH 1				