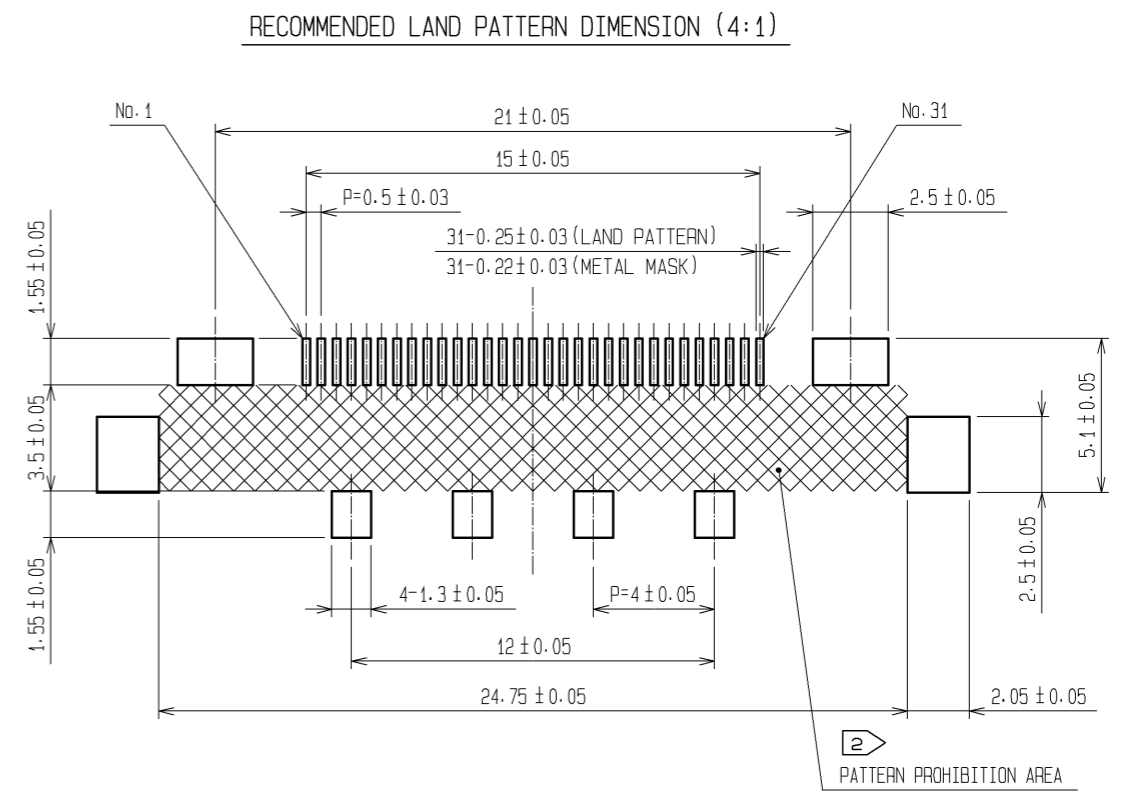
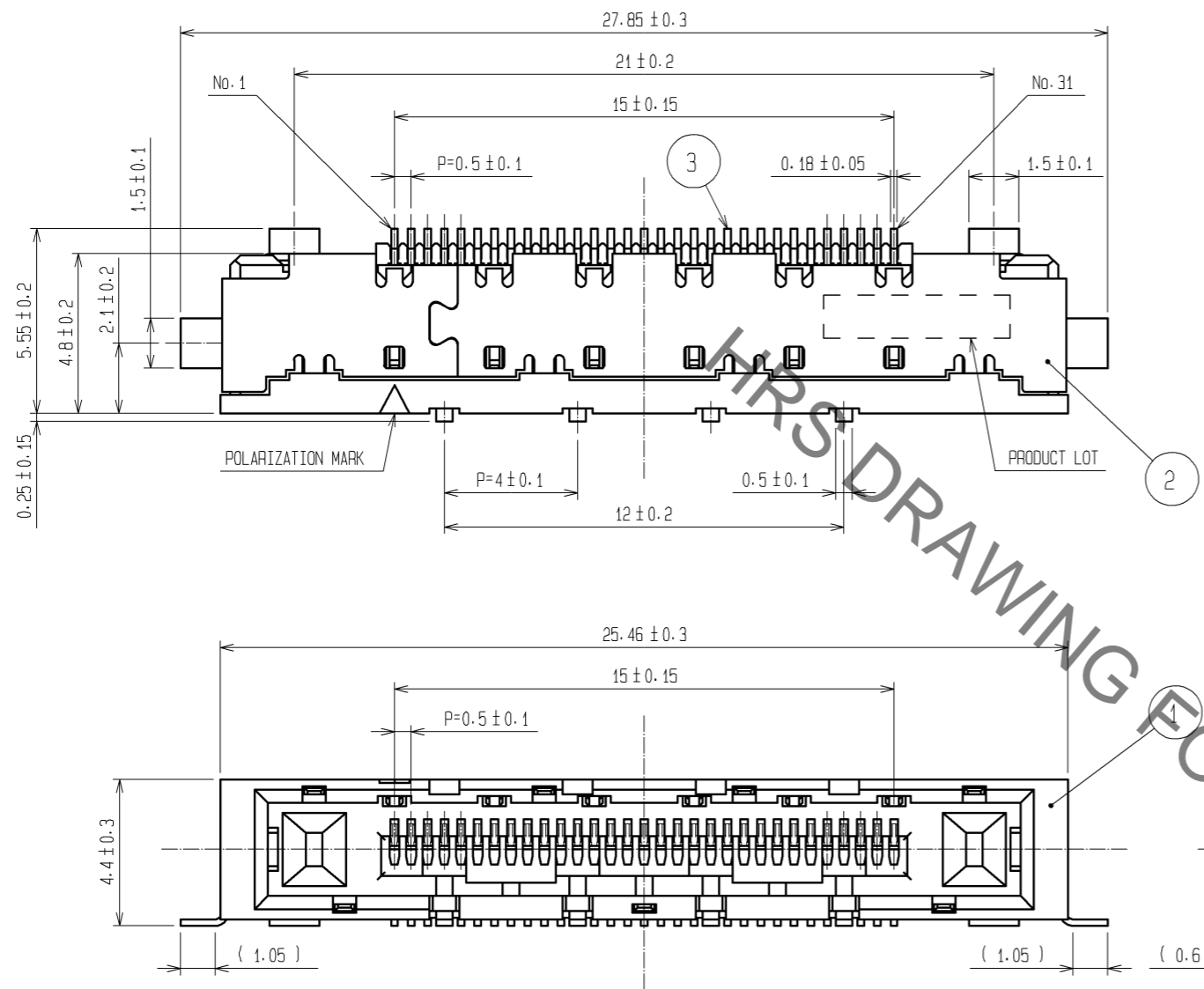


Aug.1.2020 Copyright 2020 HIROSE ELECTRIC CO., LTD. All Rights Reserved.
In case of consideration for using Automotive equipment / device which demand high reliability, kindly contact our sales window correspondents.



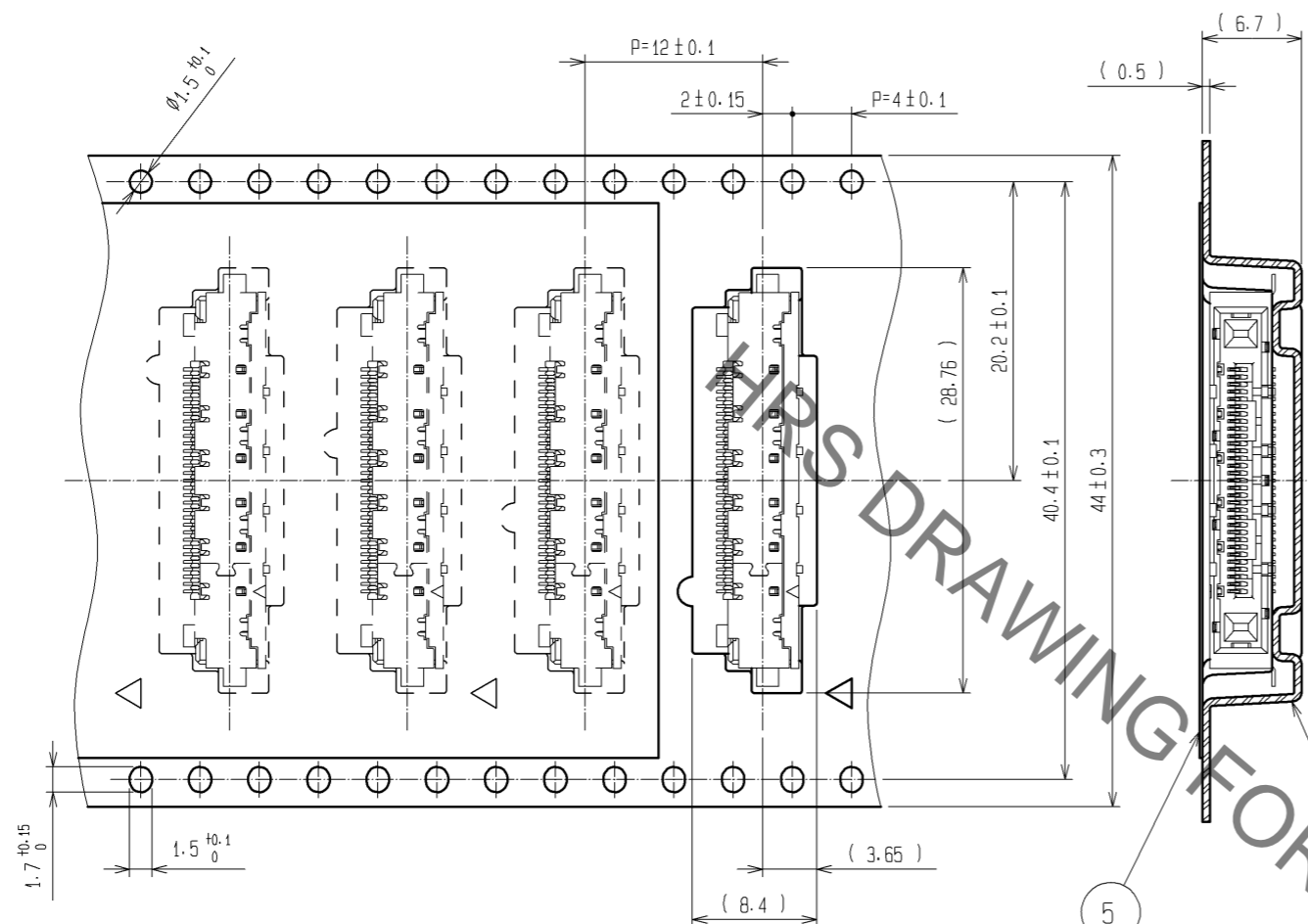

- NOTE
- 1 LEAD CO-PLANARITY OF THIS PRODUCT TO BE 0.1MAX.
 - 2 AREA OF INNER SMT LAND REQUIRES PATTERN PROHIBITION OR RESIST TREATMENT TO PREVENT THE PATTERN TOUCHING TO THE CONTACTS.
 - 3 () INDICATES A REFERENCE DIMENSION.
 - 4 MANUFACTURING PROCESS COULD LEAVE SCRATCH AND/OR PUNCH MARKS HAVING NO AFFECT ON THE PRODUCT PERFORMANCE.
 - 5 PACKAGING FOR THIS PRODUCT APPLIES EMBOSSED CARRIER TAPE PACKAGING. SEE SHEET 2/2 FOR DETAILS.

2	PHOSPHOR BRONZE	OVER PLATING:TIN PLATING 1μm min UNDER PLATING:NICKEL 0.2μm min	5	PE	(COVER TAPE)
1	LCP	BLACK, UL94V-0	4	PS	(EMBOSSED CARRIER TAPE)
			3	PHOSPHOR BRONZE	CONTACT AREA:GOLD 0.1μm min LEAD AREA:GOLD 0.03μm min UNDER PLATING:NICKEL 1μm min
NO.	MATERIAL	FINISH . REMARKS	NO.	MATERIAL	FINISH . REMARKS
UNITS mm		SCALE 5 : 1	COUNT 	DESCRIPTION OF REVISIONS	
HRS HIROSE ELECTRIC CO., LTD.		APPROVED : HS. OKAWA 11.09.15	DRAWING NO. EDC3-157340-02		
		CHECED : HT. YAMAGUCHI 11.09.15	PART NO. FX16-31S-0.5SH(30)		
		DESIGNED : TS. MIYAKI 11.09.15	CODE NO. CL575-3412-8-30		
		DRAWN : TS. MIYAKI 11.09.15	1/2		

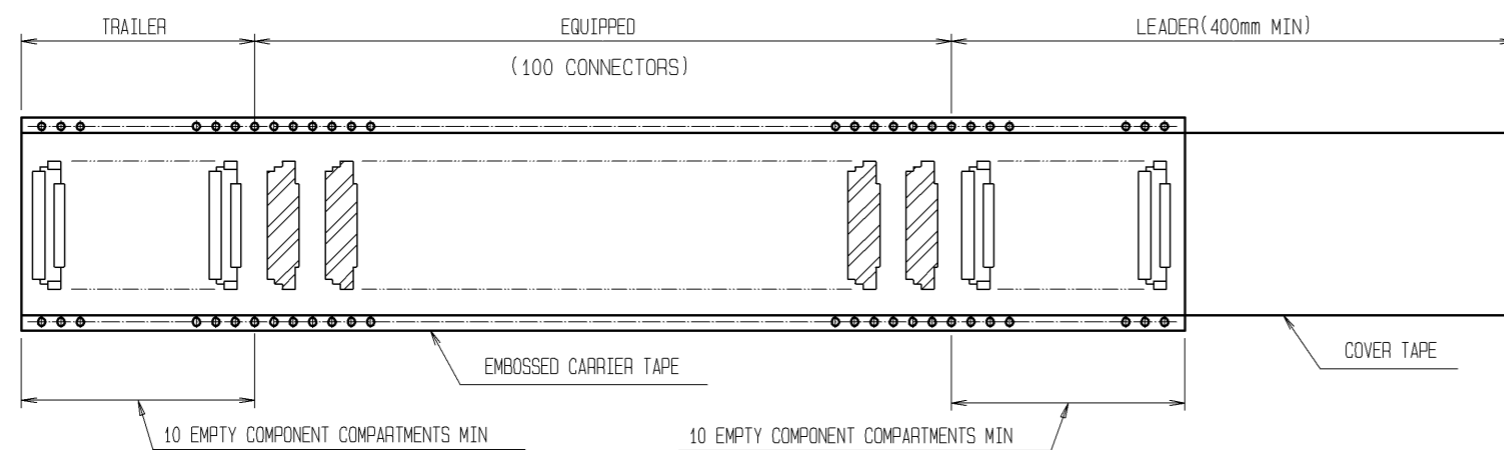
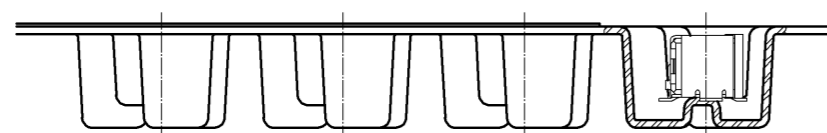
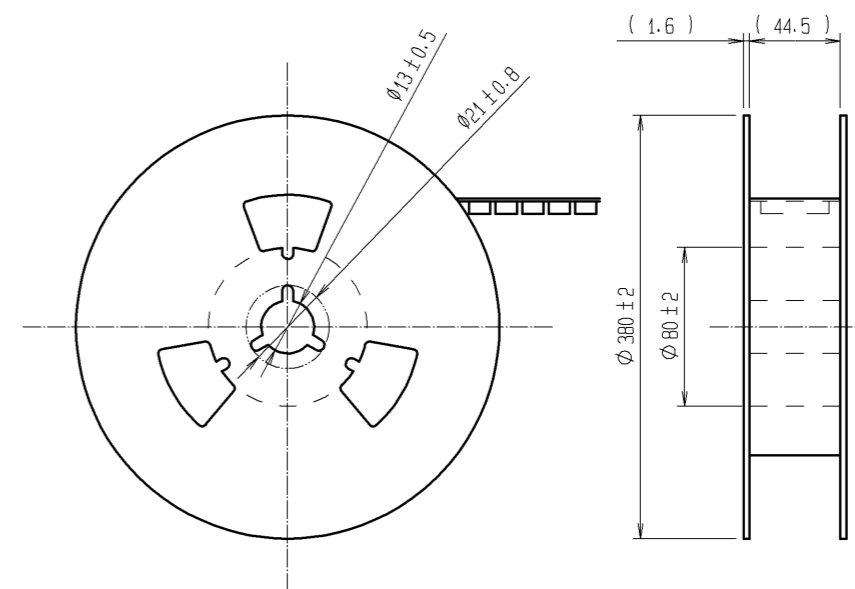
Aug.1.2020 Copyright 2020 HIROSE ELECTRIC CO., LTD. All Rights Reserved.
 In case of consideration for using Automotive equipment / device which demand high reliability, kindly contact our sales window correspondents.

DRAWING FOR PACKING(2:1)

THE DIRECTION OF PULLING OUT



REELED DIMENSION (FREE)



XPS DRAWING FOR REFERENCE

HRS	DRAWING NO.	EDC3-157340-02	2/2
	PART NO.	FX16-31S-0.5SH(30)	
	CODE NO.	CL575-3412-8-30	