

REV. Status

REVISION A
REVISED AND
REDRAWN ON
CAD/CAM
11/28/95 TS

REVISION B
ADDED RoHS
12/05/05 MP

REVISION C
NOTE 9: 1000Vrms
WAS 500Vrms
05/05/06 MP

REVISION D
ADDED TEMP
RATING
5/5/15 MP

AUDIO COUPLING MINIATURE ENCAPSULATED TRANSFORMER DESIGNED TO OPERATE 50mW MAX IN PRIMARY AND REFLECT A PRIMARY SOURCE IMPEDANCE OF APPROXIMATELY 600Ω CT WITH 8Ω LOAD ON SECONDARY.

A. Electrical Specifications (@ 20 ° C)

1. Pri Source Impedance; 600Ω CT
2. Sec Load Impedance; 8Ω
3. Pri DC Current; 4.5 mA MAX
4. Operating Level; 50 mW MAX @ 300 Hz
5. Frequency Response (relative to 1 KHz); ±2.0 dB, @ 300 Hz to 100 KHz
6. Longitudinal Balance; 60 dB MIN @ 1 KHz
7. DC Resistance;
 - (1-3) 60Ω ±20%
 - (4-5) 1.5Ω ±20%
8. Turns Ratio; (1-3) : (4-5) = 8.66 : 1 ±2%
9. Dielectric Strength; 1000 Vrms, 60Hz 0.5 minute @ Pri - Sec

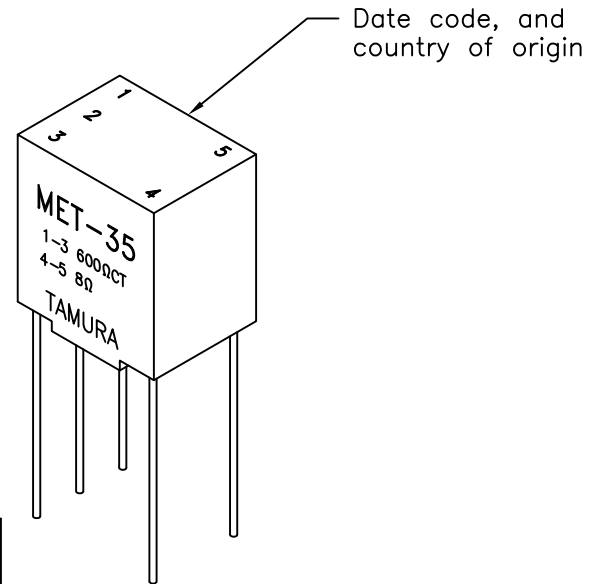
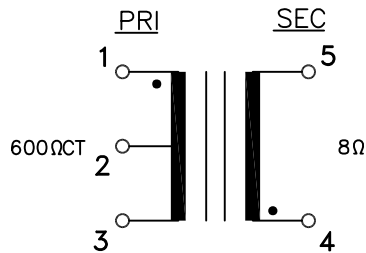


MODEL NUMBER
MET-35

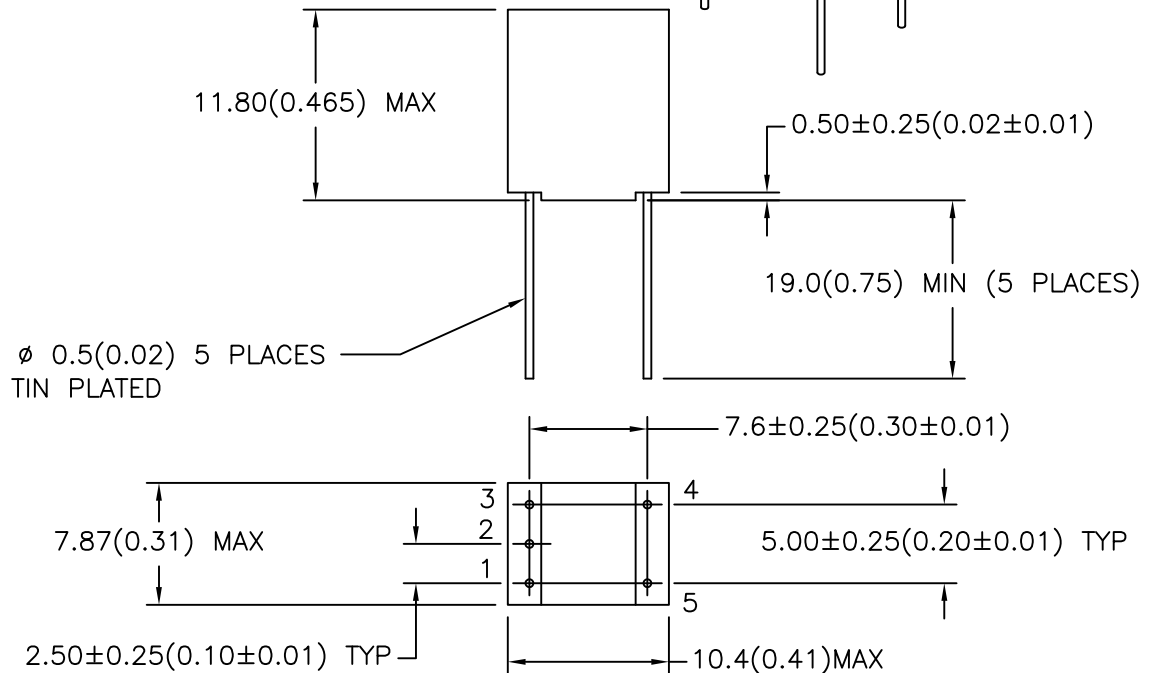
B. Marking; MET-35, TAMURA, Primary and Secondary Impedance, date code and country of origin

C. Operating Temperature: -20 to +85°C
Storage Temperature: -55 to +105°C

D. Schematic Diagram



E. Mechanical Specifications



TOLERANCES (mm)	
≤ 4	± 0.2
4 ≤ 20	± 0.3
20 ≤ 50	± 0.4

PREPARED BY:

C. POPPE

ENGINEER: MATHI P.	DRAWING CONTROL NO. P-A1-10335	REV D	MODEL DESCRIPTION AUDIO COUPLING MINIATURE ENCAPSULATED XFMR	MODEL SPECIFICATION MET-35
SAFETY ENGINEER			PROPRIETARY NOTICE: THIS DRAWING PRINT OR DOCUMENT AND SUBJECT MATTER DISCLOSED HEREIN ARE PROPRIETARY ITEMS TO WHICH TAMURA RETAINS THE EXCLUSIVE RIGHT OF DISSEMINATION, REPRODUCTION, MANUFACTURE AND SALE. THIS DRAWING, PRINT OR DOCUMENT IS SUBMITTED IN CONFIDENCE FOR CONSIDERATION BY THE RECIPIENT ALONE UNLESS PERMISSION FOR FURTHER DISCLOSURE IS EXPRESSLY GRANTED IN WRITING.	
APPROVED: M. PITCHAI			DIM: mm[In] SCL: 2/1 SH: 1 OF 1	

Mouser Electronics

Authorized Distributor

Click to View Pricing, Inventory, Delivery & Lifecycle Information:

[Tamura:](#)

[MET-35](#)