

Base strip - MC 1,5/ 3-G-3,5 - 1844223

Please be informed that the data shown in this PDF Document is generated from our Online Catalog. Please find the complete data in the user's documentation. Our General Terms of Use for Downloads are valid (<http://phoenixcontact.com/download>)

Header, Nominal current: 8 A, Rated voltage (III/2): 160 V, Number of positions: 3, Pitch: 3.5 mm, Color: green, Contact surface: Tin, Mounting: Wave soldering




The figure shows a 10-position version of the product

Product Features

- Versions with engagement noses for locking plugs with self-locking flanges
- Plug-in direction parallel and vertical to the PCB
- Low-profile pin strips with compact pitches
- Individual position coding by inserting coding profiles



Key Commercial Data

Packing unit	1 pc
GTIN	 4 017918 113261
Weight per Piece (excluding packing)	0.96 g
Custom tariff number	85366990
Country of origin	Germany

Technical data

Dimensions

Length	9.2 mm
Pitch	3.50 mm
Dimension a	7 mm
Width	11.9 mm
Constructional height	7.25 mm

Base strip - MC 1,5/ 3-G-3,5 - 1844223

Technical data

Dimensions

Height	10.65 mm
Length of the solder pin	3.4 mm
Pin dimensions	0,8 x 0,8 mm
Hole diameter	1.2 mm

General

Range of articles	MC 1,5/...-G
Insulating material group	IIIa
Rated surge voltage (III/3)	2.5 kV
Rated surge voltage (III/2)	2.5 kV
Rated surge voltage (II/2)	2.5 kV
Rated voltage (III/3)	160 V
Rated voltage (III/2)	160 V
Rated voltage (II/2)	250 V
Connection in acc. with standard	EN-VDE
Nominal current I _N	8 A
Maximum load current	8 A
Insulating material	PBT
Flammability rating according to UL 94	V0
Color	green
Number of positions	3

Standards and Regulations

Connection in acc. with standard	EN-VDE
	CSA
Flammability rating according to UL 94	V0

Classifications

eCl@ss

eCl@ss 4.0	272607xx
eCl@ss 4.1	27260701
eCl@ss 5.0	27260701
eCl@ss 5.1	27260701
eCl@ss 6.0	27260704
eCl@ss 7.0	27440402
eCl@ss 8.0	27440402
eCl@ss 9.0	27440402

Base strip - MC 1,5/ 3-G-3,5 - 1844223

Classifications

ETIM

ETIM 3.0	EC001121
ETIM 4.0	EC002637
ETIM 5.0	EC002637

UNSPSC

UNSPSC 6.01	30211810
UNSPSC 7.0901	39121409
UNSPSC 11	39121409
UNSPSC 12.01	39121409
UNSPSC 13.2	39121409

Approvals

Approvals

Approvals


CSA / VDE Gutachten mit Fertigungsüberwachung / IECEx CB Scheme / CCA / EAC / cULus Recognized / EAC

Ex Approvals

Approvals submitted

Approval details


CSA 		
	B	D
Nominal current I _N	8 A	8 A
Nominal voltage U _N	300 V	300 V

VDE Gutachten mit Fertigungsüberwachung 	
Nominal current I _N	8 A

Base strip - MC 1,5/ 3-G-3,5 - 1844223

Approvals

Nominal voltage UN	160 V
--------------------	-------

IECEE CB Scheme 	
Nominal current IN	8 A
Nominal voltage UN	160 V

CCA	
Nominal current IN	8 A
Nominal voltage UN	160 V

EAC

cULus Recognized		
	B	D
Nominal current IN	8 A	8 A
Nominal voltage UN	300 V	300 V

EAC

Accessories

Accessories

Coding element

Coding profile - CP-MSTB - 1734634

Coding profile, is inserted into the slot on the plug or inverted header, red insulating material



Labeled terminal marker

Base strip - MC 1,5/ 3-G-3,5 - 1844223

Accessories

Marker card - SK 3,5/2,8:FORTL.ZAHLEN - 0804073



Marker card, Card, white, labeled, Horizontal: Consecutive numbers 1 - 10, 11 - 20, etc. up to 91 - 99, Mounting type: Adhesive, for terminal block width: 3.5 mm, Lettering field: 3.5 x 2.8 mm

Fiber optics - MC 1,5/10-LWL 1,5-3,5 - 1841161

Fiber optics, Pitch: 3.5 mm, Number of positions: 10, Dimension a: 1.5 mm, Color: transparent



Fiber optics - MC 1,5/10-LWL 2,3-3,5 - 1841187

Fiber optics, Pitch: 3.5 mm, Number of positions: 10, Dimension a: 2.3 mm, Color: transparent



Fiber optics - MC 1,5/10-LWL 4-3,5 - 1841200

Fiber optics, Pitch: 3.5 mm, Number of positions: 10, Dimension a: 4 mm, Color: transparent



Additional products

Printed-circuit board connector - MC 1,5/ 3-ST-3,5 GY7035 - 1769061



Plug component, Nominal current: 8 A, Rated voltage (III/2): 160 V, Number of positions: 3, Pitch: 3.5 mm, Connection method: Screw connection with tension sleeve, Color: light gray, Contact surface: Tin

Base strip - MC 1,5/ 3-G-3,5 - 1844223

Accessories

Printed-circuit board connector - TFMC 1,5/ 3-ST-3,5 - 1772621



Plug component, Nominal current: 8 A, Rated voltage (III/2): 160 V, Number of positions: 3, Pitch: 3.5 mm, Connection method: Push-in spring connection, Color: green, Contact surface: Tin

Printed-circuit board connector - MC 1,5/ 3-ST-3,5 - 1840379



Plug component, Nominal current: 8 A, Rated voltage (III/2): 160 V, Number of positions: 3, Pitch: 3.5 mm, Connection method: Screw connection with tension sleeve, Color: green, Contact surface: Tin

Printed-circuit board connector - MCVW 1,5/ 3-ST-3,5 - 1862865




Plug component, Nominal current: 8 A, Rated voltage (III/2): 160 V, Number of positions: 3, Pitch: 3.5 mm, Connection method: Screw connection with tension sleeve, Color: green, Contact surface: Tin

Printed-circuit board connector - MCVR 1,5/ 3-ST-3,5 - 1863165



Plug component, Nominal current: 8 A, Rated voltage (III/2): 160 V, Number of positions: 3, Pitch: 3.5 mm, Connection method: Screw connection with tension sleeve, Color: green, Contact surface: Tin

Printed-circuit board connector - FK-MCP 1,5/ 3-ST-3,5 - 1939921



Plug component, Nominal current: 8 A, Rated voltage (III/2): 160 V, Number of positions: 3, Pitch: 3.5 mm, Connection method: Push-in spring connection, Color: green, Contact surface: Tin

Base strip - MC 1,5/ 3-G-3,5 - 1844223

Accessories

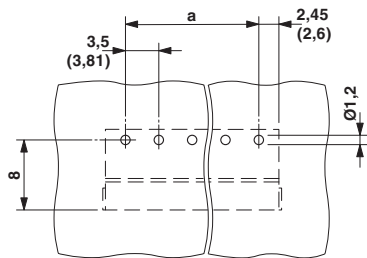
Printed-circuit board connector - FMC 1,5/ 3-ST-3,5 - 1952270



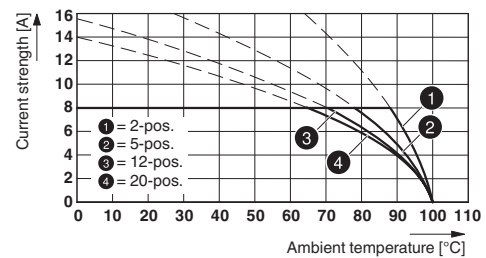
Plug component, Nominal current: 8 A, Rated voltage (III/2): 160 V, Number of positions: 3, Pitch: 3.5 mm, Connection method: Push-in spring connection, Color: green, Contact surface: Tin

Drawings

Drilling diagram

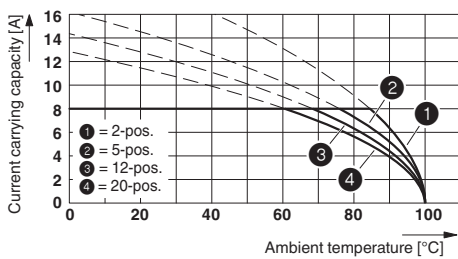


Diagram

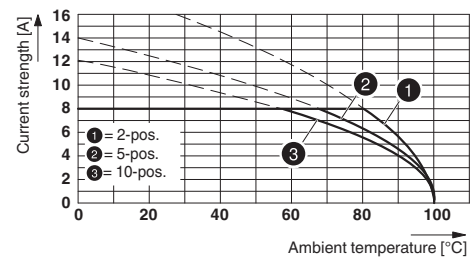


Type: FK-MCP 1,5/...-ST-3,5 with MC 1,5/...-G-3,5

Diagram



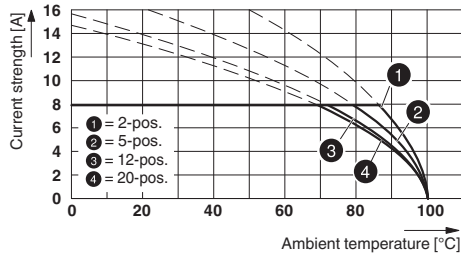
Diagram



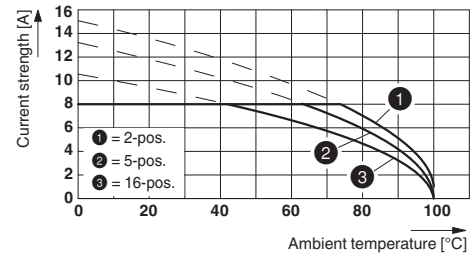
Type: TFMC 1,5/...-ST-3,5 with MC 1,5/...-G-3,5

Base strip - MC 1,5/ 3-G-3,5 - 1844223

Diagram



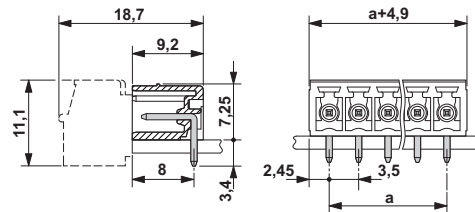
Diagram



Type: MC 1,5/...-ST-3,5 with MC 1,5/...-G-3,5

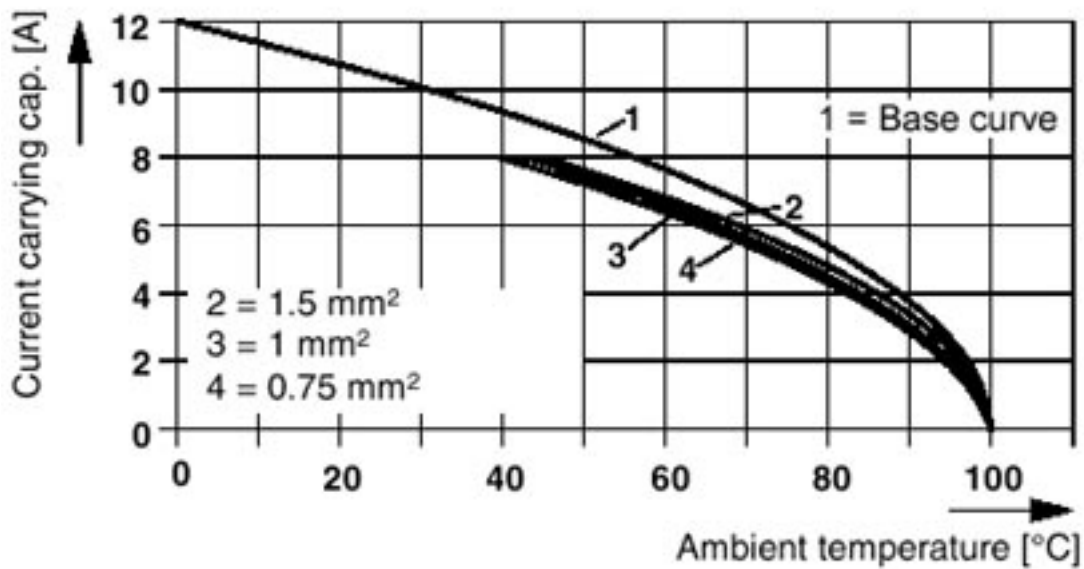
Type: MCVW 1,5/...-ST-3,5 with MC 1,5/...-G-3,5

Dimensional drawing



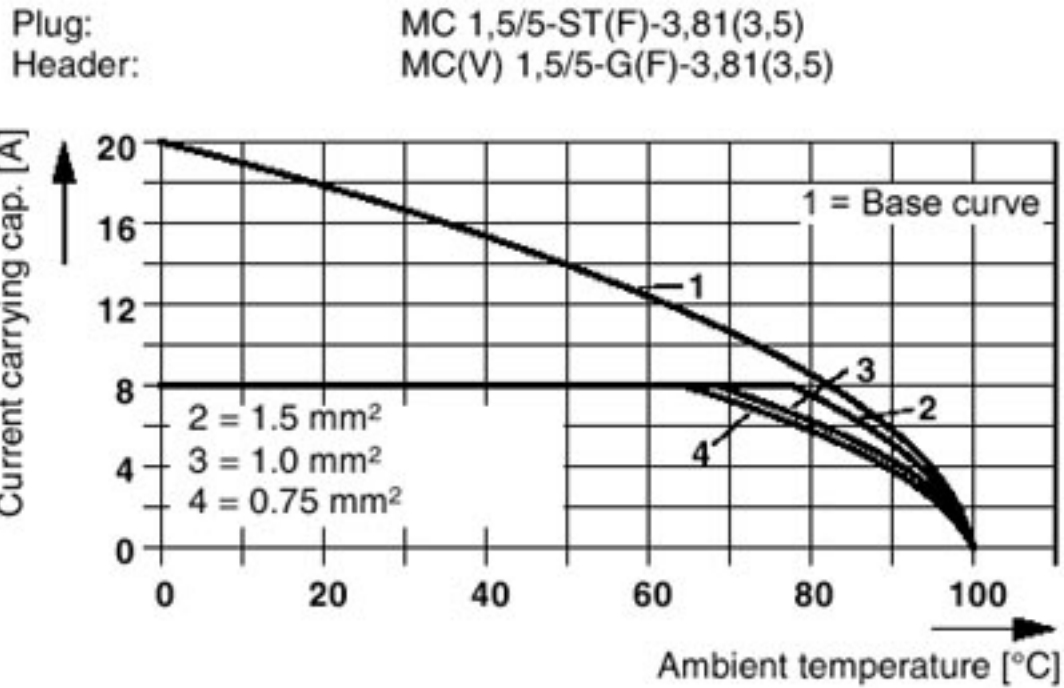
Diagram

Plug: MCVR(W) 1,5/5-ST(F)-3,81(3,5)
 Header: MC(V) 1,5/5-G(F)-3,81(3,5)

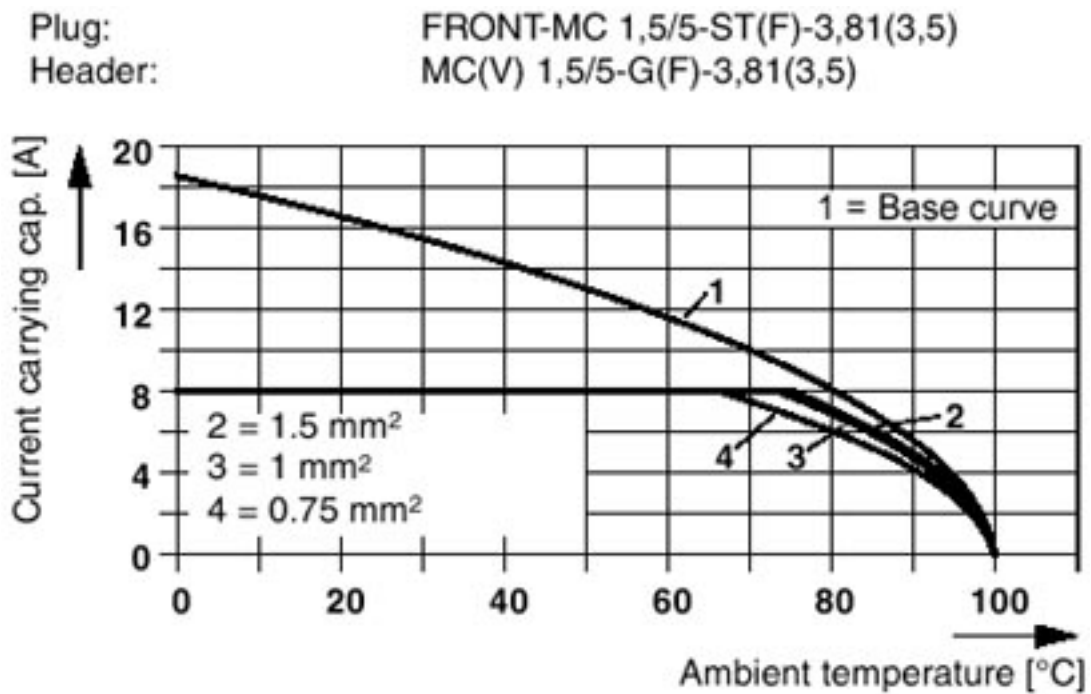


Base strip - MC 1,5/ 3-G-3,5 - 1844223

Diagram



Diagram



Mouser Electronics

Authorized Distributor

Click to View Pricing, Inventory, Delivery & Lifecycle Information:

[Phoenix Contact:](#)

[1844223](#)