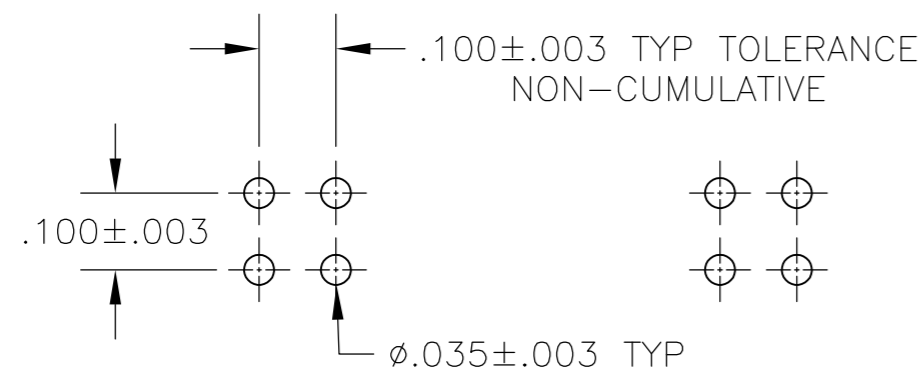
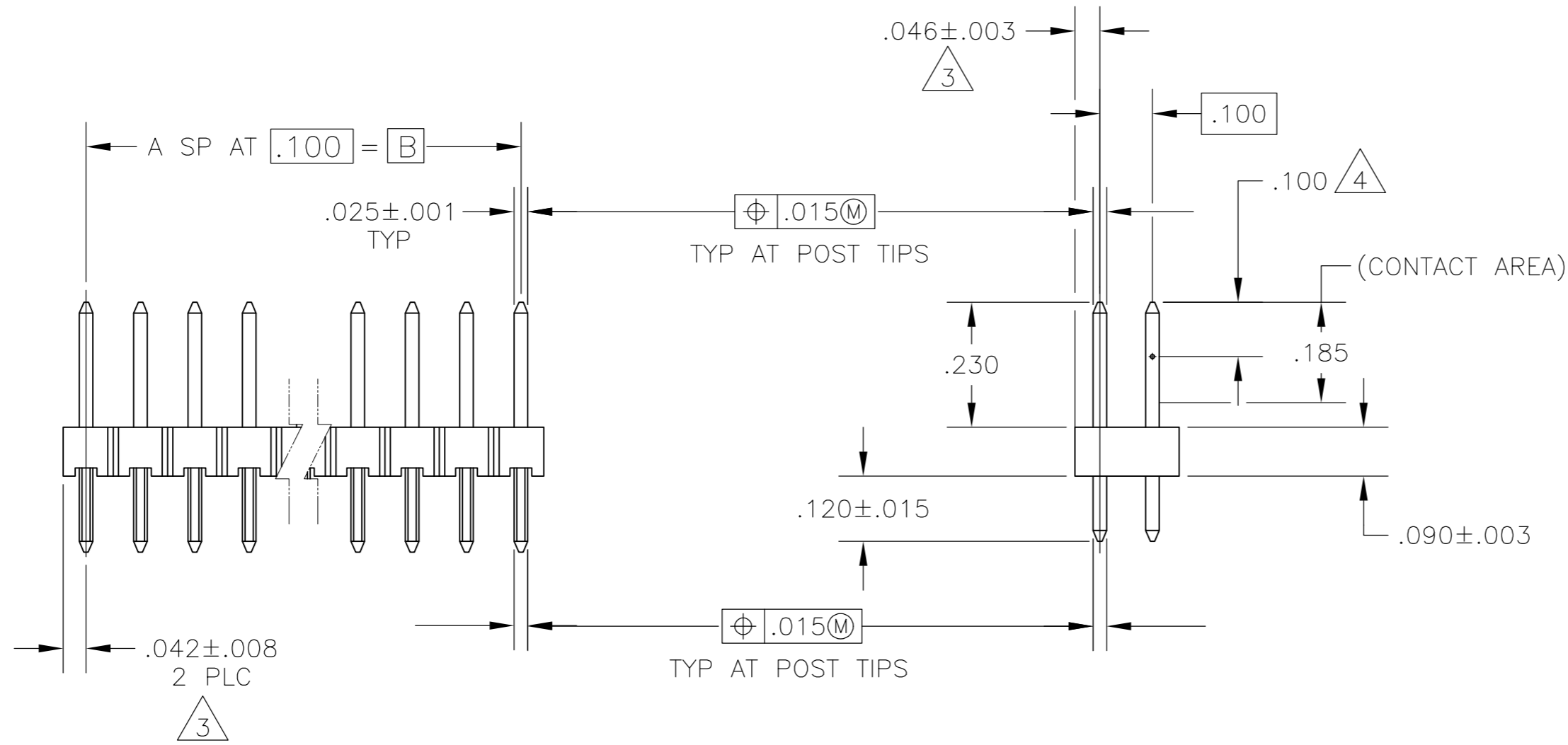
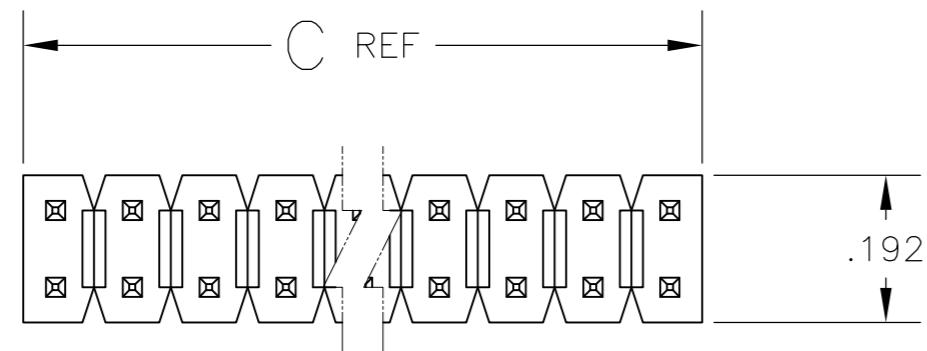


THIS DRAWING IS UNPUBLISHED. RELEASED FOR PUBLICATION
 © COPYRIGHT - By - ALL RIGHTS RESERVED.

REVISIONS				
P	LTR	DESCRIPTION	DATE	DWN APVD
	H1	REVISED PER ECO-16-012733	07SEP2016	NK MM

- 1 ASSEMBLY MAY BE BROKEN TO THE DESIRED NUMBER OF POSITIONS.
- 2 TRUE POSITION TOLERANCE OF THE POST TIPS APPLIES WHEN THE HEADER IS HELD FLAT AGAINST THE PRINTED CIRCUIT BOARD.
- 3 THE NOTED DIMENSIONS APPLY AT THE INTERSECTION OF THE POST AND HOUSING.
- 4 POINT OF MEASUREMENT FOR PLATING THICKNESS.
- 5 OBSOLETE PARTS: OBSOLETE CIS STREAMLINING PER D.RENAUD/D.SINISI.



RECOMMENDED HOLE LAYOUT

	C	B	A	NO OF POSN	PART NUMBER
OBSOLETE (5)	3.984	3.900	39	80	4-103240-0
OBSOLETE (5)	3.884	3.800	38	78	3-103240-9
OBSOLETE (5)	3.784	3.700	37	76	3-103240-8
OBSOLETE (5)	3.684	3.600	36	74	3-103240-7
OBSOLETE (5)	3.584	3.500	35	72	3-103240-6
OBSOLETE (5)	3.484	3.400	34	70	3-103240-5
OBSOLETE (5)	3.384	3.300	33	68	3-103240-4
OBSOLETE (5)	3.284	3.200	32	66	3-103240-3
OBSOLETE (5)	3.184	3.100	31	64	3-103240-2
OBSOLETE (5)	3.084	3.000	30	62	3-103240-1
OBSOLETE (5)	2.984	2.900	29	60	3-103240-0
OBSOLETE (5)	2.884	2.800	28	58	2-103240-9
OBSOLETE (5)	2.784	2.700	27	56	2-103240-8
OBSOLETE (5)	2.684	2.600	26	54	2-103240-7
OBSOLETE (5)	2.584	2.500	25	52	2-103240-6
OBSOLETE (5)	2.484	2.400	24	50	2-103240-5
OBSOLETE (5)	2.384	2.300	23	48	2-103240-4
OBSOLETE (5)	2.284	2.200	22	46	2-103240-3
OBSOLETE (5)	2.184	2.100	21	44	2-103240-2
OBSOLETE (5)	2.084	2.000	20	42	2-103240-1
OBSOLETE (5)	1.984	1.900	19	40	2-103240-0
OBSOLETE (5)	1.884	1.800	18	38	1-103240-9
OBSOLETE (5)	1.784	1.700	17	36	1-103240-8
SUPERSEDED BY 6-146257-1	1.684	1.600	16	34	1-103240-7
SUPERSEDED BY 6-146257-3	1.584	1.500	15	32	1-103240-6
SUPERSEDED BY 6-146257-5	1.484	1.400	14	30	1-103240-5
	1.384	1.300	13	28	1-103240-4
	1.284	1.200	12	26	1-103240-3
	1.184	1.100	11	24	1-103240-2
	1.084	1.000	10	22	1-103240-1
	.984	.900	9	20	1-103240-0
	.884	.800	8	18	103240-9
	.784	.700	7	16	103240-8
	.684	.600	6	14	103240-7
	.584	.500	5	12	103240-6
	.484	.400	4	10	103240-5
	.384	.300	3	8	103240-4
	.284	.200	2	6	103240-3
	.184	.100	1	4	103240-2
	.084	—	—	2	103240-1

THIS DRAWING IS A CONTROLLED DOCUMENT.		DWN H MOLL 13OCT87	TE Connectivity		
DIMENSIONS: INCHES		CHK T. CLARK 20OCT87			
TOLERANCES UNLESS OTHERWISE SPECIFIED:		APVD T. CLARK 20OCT87	NAME		
0 PLC ± - 1 PLC ± - 2 PLC ± - 3 PLC ± .005 4 PLC ± - ANGLES ± -		PRODUCT SPEC	HEADER ASSY, MOD II, BREAKAWAY, DOUBLE ROW, .100X.100Q, VERTICAL, WITH .025 SQ POSTS		
MATERIAL: HOUSING: FLAME RETARDANT THERMOPLASTIC; COLOR-BLACK; POST: COPPER ALLOY		APPLICATION SPEC	SIZE A2	CAGE CODE 00779	DRAWING NO C=103240
FINISH: POST: .00030 GOLD ON CONTACT AREA; .000100-.00200 MATTE TIN-LEAD ON SOLDER TAIL; ALL OVER .00050 NICKEL		WEIGHT	RESTRICTED TO	SCALE 4:1 SHEET 1 OF 1 REV H1	
		CUSTOMER DRAWING			

Mouser Electronics

Authorized Distributor

Click to View Pricing, Inventory, Delivery & Lifecycle Information:

[TE Connectivity:](#)

[103240-3](#)