



Terminals, Kits and Tools

Glossary of Product Terminology	2	Kits	79
Terminals	6	Tools	81

For more than 30 years, 3M has been a leading supplier of Scotchlok terminals, disconnects, connectors and tools for use in the assembly and maintenance of electrical systems. Thousands of satisfied customers know our products for:

- Effective and reliable performance, being UL Listed and CSA Certified, where appropriate;
- A variety of types, sizes and materials meeting a broad application range, including the demands of temperature and weather;
- Design features assuring easy installation of 3M products — positive and easy wire insertion, elimination of strand hang-ups and wire twisting, and easy insulation entry.

These are a few of the characteristics that make the installer’s job easier.



? *Frequently Asked Questions*

What does the insulation grip do?	The insulation grip provides a “second” crimp on the wire insulation. It provides additional wire strain relief. It’s excellent for high-vibration applications.
Which 3M tools can I use with 3M terminals?	The handy reference guide on page 81 gives you a variety of choices of tools to use with 3M terminals.
What’s the difference between insulated and fully-insulated disconnects?	Insulated disconnects have barrel insulation only, and fully-insulated disconnects are insulated from the barrel to the receptacle/tab.
What temperatures do 3M terminals withstand?	Non-insulated 3M terminals withstand temperatures up to 347°F (175°C). Insulated 3M terminals withstand temperatures up to 221°F (105°C).

Glossary of Product Terminology

Adapters - To interconnect two connectors already attached to wires.

Block Fork - Designed to use in terminal block because sides lie flat against barrier portion of terminal block.

Bullet Style - Similar advantages as disconnects but are rounded. Gives reliable in-line connection because parts are made to have holding friction when joined. Usually for automotive use.

Butt - Uses chamfered barrel ends to provide fast, easy wire insertion from both ends and a built-in wire stop for correct positioning. Must be crimped at both ends.

Closed-End - Used in situations requiring pigtail of two or more wires.

Flanged Fork - Gives the benefit of both the block and locking forks. Stays secure should screw loosen. Has tipped-up ends.

Fork - Allows rapid connection of wire. Usually used on free-standing studs.

Heavy-Duty - Products of heavier than normal gauge material. Commonly used by railroads.

Hook - Combines the security of the ring with the convenience of the forks.

Locking Fork - The spring-like tongue locks in place around the stud even when mount screw is not tightened. Extra force is required to remove from stud.

Parallel - Similar to butt with overlapped wires and single crimp in center of connector. Used where space is limited.

Pins - For installation in compression blocks. Used in Europe for terminating stranded wire.

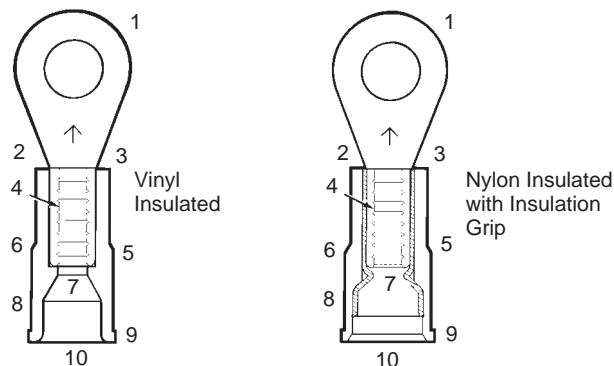
Quick Connect (Disconnect) - Attached to mating part by tongue of female part slipping over male tab. Use of dents and rolled edges on female part provides excellent holding force, while allowing easy and quick disconnect. They are flat.

Ring - The standard style of tongue; the safest and most reliable. It cannot be removed unless mounting screw is removed.

Tab - Uses mounting hole for rivet or screw.

Tap - No wire stripping is necessary; just lay wire in connector and crimp. Connection is made.

Standard Terminal Construction



3M Terminals provide a variety of design features assuring consistently effective, reliable performance and easy installation.

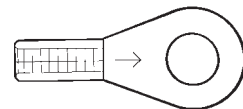
Please refer to the illustrations at the numbered locations for the attributes described below.

1. One-piece, burr-free construction provides maximum electrical conductivity. Electrical bright-tin plating gives maximum corrosion resistance. Annealing relieves stress points and assures maximum installed strength.
2. Barrel-to-pad transition design minimizes flexing and bending.
3. Open-end design permits visual inspection of wire location before and after crimping.
4. Maximum hold on wire comes from multiple “V” grooves in #26-4 AWG parts, resulting in excellent current flow.
5. Injection-molded insulations on terminals are the highest quality in the industry.
 - 221°F (105°C) rated, tough, resistant electrical grade materials
 - Molding ensures consistent wall thickness for maximum reliability after crimping
 - Molding allows funnel barrel construction for easier installation
 - Molding offers the crimp ridge and non-slip ridge
6. Crimp ridge designed for positive location of tool on terminal barrel, resulting in few miscrimps.
7. Funnel barrel construction provides:
 - Positive, easy wire insertion
 - No hang-ups of wire strands
 - Wire twisting not necessary
8. Nylon-insulated terminals, with grip, feature a brass sleeve. Sleeve provides optimum grip on insulation, strain relief and vibration protection. Brass sleeve is recessed, which provides excellent flash-over protection.
9. Non-slip ridge so tool slides to correct position for a proper crimp and better workmanship.
10. Beveled leading edge for easy wire insulation entry.

Barrel Styles

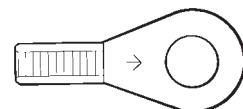
Non-insulated butted seam

The most economical terminal, it is used where special performance or installation characteristics are not needed. Beveled mouth facilitates wire insertion. Maximum temperature for bare terminals: 347°F (175°C).



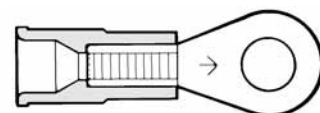
Non-insulated brazed seam

Beveled mouth facilitates wire insertion. Can be crimped anywhere on barrel surface. Silver brazed seam will not open under crimping pressure or operating stresses. Unlike butted seam parts, stranded wire cannot escape barrel confines during, or after, crimping. Maximum temperature for bare terminals: 347°F (175°C).



Vinyl insulated brazed and butted seams

Used where insulated barrel is necessary and desirable. Terminal consists of brazed or butted part with flared, rigid molded polyvinyl chloride sleeve, securely attached and funneled for easy wire entry. Wire insulation positions itself against funnel portion of vinyl sleeve, eliminating strand hang-up. Crimping barrel and flared portion of sleeve provide excellent electrical contact plus mechanical stress relief at junction of insulation and barrel. Insulation has a non-slip ridge for ease of positioning crimping tool.

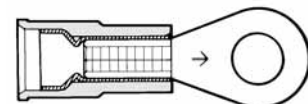


Industry standard color coding indicates wire range. Insulators are rated at a continuous operating temperature range from -40°F to 221°F (-40°C to 105°C).

UL Listed and CSA Certified for 600V building wire and 1,000V signs and lighting fixtures (luminaries).

Nylon insulated butted seam with insulation grip

Used where insulated barrel and positive insulation grip are necessary or desirable. Terminal consists of butted seam part with flared, seamless brass sleeve securely attached and covered with flared, molded nylon sleeve. Wire insulation positions itself against funnel portion of brass sleeve. Crimping barrel and flared portion of sleeve provide excellent electrical contact plus mechanical stress relief at junction of insulation and barrel. Positioning crimp tool is nearly mistake proof due to a “step” in nylon insulation.



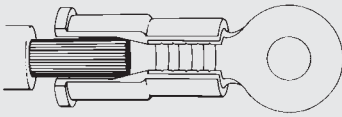
Industry standard color coding indicates wire range. Insulators are rated at a continuous operating temperature range from -40°F to 221°F (-40°C to 105°C).

UL Listed and CSA Certified for 600V building wire and 1,000V signs and lighting fixtures (luminaries).

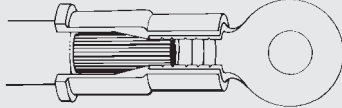
Installation Procedure

Funnel Barrel Feature provides an excellent electrical and mechanical connection.

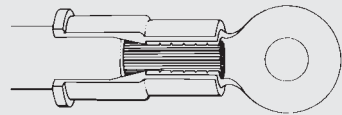
- Funnel design guides wire into position.



- No wire strand hang-up as the wire is inserted, giving a fast, positive installation.

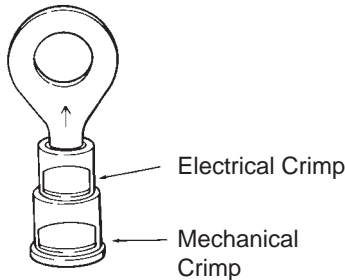


- Wire is in place, ready for crimping.



For maximum crimping performance, barrel of connector must be properly indexed in the crimp tool station.

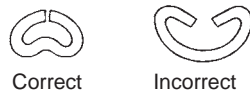
Correct crimping is important to assure a strong connection



Insulated Terminals and Connectors:

Non-Insulated Terminals and Connectors:

Indent should be opposite the barrel seam.



Heat Shrink Terminals, Connectors and Disconnects

3M Heat Shrink pre-insulated terminals, connectors and disconnects protect against the most challenging of environments, making the best moisture protection available. They offer several advantages over conventional unsealed products.

Corrosion Resistance – The adhesive-lined heat shrink material, when properly crimped and shrunk, provides a seal that is resistant to water, salt, steam and other related contaminants.

Improved Mechanical Performance – The adhesive-lined heat shrink tubing adheres, when shrunk, to both the connector and the wire insulation, providing improved pullout strength and strain relief.

Durable Heat Shrink Tubing – Tough heat shrink

tubing effectively resists abrasion, scoring, cut-through, and the effects of long term aging.

Versatile and Easy to Use – 3M heat shrink terminals, splices and disconnects are available in wire sizes 22–10 AWG, and can be installed easily with a recommended tool and heat source. The connectors are color-coded for wire range identification, and the transparent tubing allows for visual inspection.

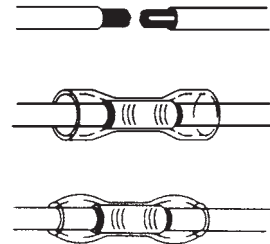
High Temperature Terminals and Connectors

3M high temperature terminals and connectors are constructed of steel with a nickel plating. Their temperature rating for continuous use at 900°F (482°C) makes them perfect for use in ovens, motors, light fixtures and other applications where other connectors would corrode or melt.

There is no applicable UL or CSA standard for high temperature steel parts.

Application Procedure for Heat Shrink Products:

1. Strip wires to appropriate length as indicated on package label.
2. Insert wire into terminal and crimp with correct station of a recommended tool.
3. Apply heat with a recommended heat source.



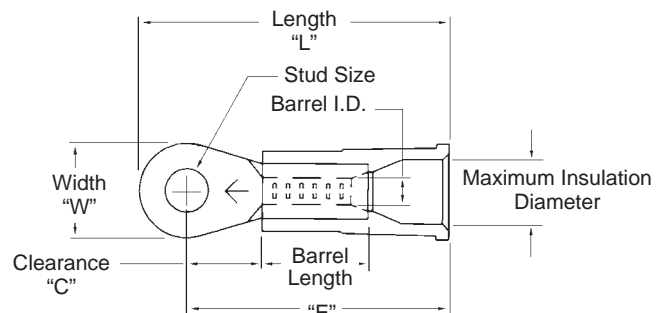
Standard Crimp Terminal and Connector Specifications

Materials

Crimp terminals and connectors are to be burr-free, annealed and bright-tin plated ETP copper. Barrels shall be 0.25" long with brazed seams where specified. Insulation grip sleeves are to be tin-plated brass and attached securely to the barrel. Terminal insulators are to be **molded** polyvinyl chloride or nylon, UL Listed and CSA Certified for 600V in building wire and 1,000V in signs and lighting fixtures (luminaries). Connector insulators are to be **extruded** polyvinyl chloride or nylon with a temperature rating of 221°F (105°C).

Construction

All insulated terminals are to have funnel entry construction to prevent strand hang-up and a crimp ridge for proper tool location. Nylon insulated terminals and connectors are to have butted seam barrels with insulation grip sleeves. All terminal barrels are to have multiple “V” grooves for maximum conductor retention.



Note: All dimensions are measured in inches.

3M™ Terminal Numbering System

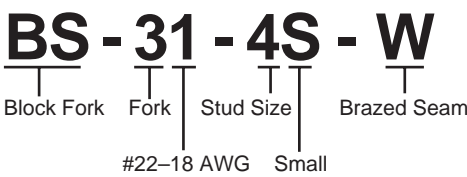
Terminal Numbering System

Features							
Prefix	Terminal Style	Wire Gauge	Additions	Stud Size	Pattern	Diameter or Blade Size	Terminal Construction
BS = Block Fork HT = High Temperature L = Long Neck SS = Snap Fork T = T-Tap	1 = Ring Tongue 2 = Flanged Fork 3 = Fork or 3-Way 4 = Hook or 4-Way 5 = Flag Ring 6 = Butt 7 = Disconnect or Closed End 8 = Bullet Style or Pin 9 = Parallel 17 = Ring Tongue Tab 75 = Disconnect Flag 77 = Multi-Stack	0 = #26-24 AWG, Yellow 1 = #22-18 AWG, Red 2 = #16-14 AWG, Blue 3 = #12-10 AWG, Yellow 4 = #8 AWG, Red 5 = #6 AWG, Blue 6 = #4 AWG, Yellow 12 = #12-10, Yellow 16 = #16-14, Blue 18 = #18-10, White 22 = #22-18, Red or #22-14, White 23 = #16-12 AWG, Yellow or #14-12 AWG, Red 0-3 = #16-14, 0.156 diameter	C = Locking Clip F = Female FF = Double Female I = Interlock Barrel M = Male MF = Male Female MM = Double Male O = Open Barrel SC = Semi-Closed WN = Brazed Seam Nylon WP = Brazed Seam Vinyl	0 = #0 2 = #2 4 = #4 6 = #6 8 = #8 10 = #10 14 = #1/4" 26 = #2, 4, 6 38 = #3/8" 56 = #5/16 58 = #5/8" 75 = #3/4" 500 = #1/2" 610 = #6, 8, 10 716 = #7/16"	S = Small	110-20 = 0.110 Blade 0.020 Stock 110-32 = 0.110 Blade 0.032 Stock 156 = 0.156 Bullet Diameter 180 = 0.180 Bullet Diameter 187-20 = 0.187 Blade 0.020 Stock 187-32 = 0.187 Blade 0.032 Stock 250-32 = 0.250 Blade 0.032 Stock 375-50 = 0.375 Blade 0.050 Stock	No Code = Butted Seam B = Insulation Grip L = Fully Insulated M = Moisture Resistant N = Nylon Insulation NS = Nylon w/Steel Sleeve P = Vinyl Insulated S = Seamless SN = Seamless Nylon SP = Seamless Vinyl W = Brazed Seam

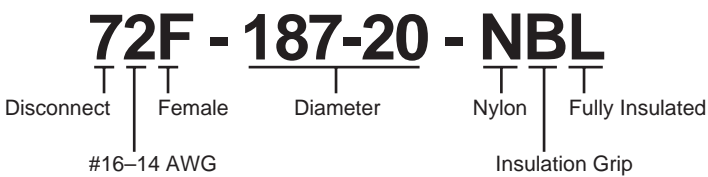
Map of Numbering System

Examples:

Catalog Number: BS-31-4S-W
Non-Insulated Brazed Seam Block Fork



Catalog Number: 71F-187-20-NBL
Nylon Insulated with Insulation Grip Female Disconnect



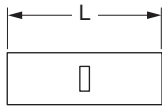
Insulator Color Coding

- Yellow (26-24 AWG)
- Red (22-18 AWG)
- Blue (16-14 AWG)
- Yellow (12-10 AWG)
- Red (8 AWG)
- Blue (6 AWG)
- Yellow (4 AWG)

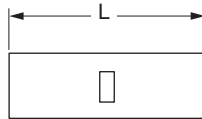
Non-Insulated Brazed Seam Butt Connectors



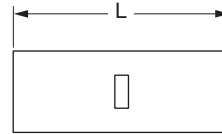
Product Number	UPC (054007-)	Wire Range (AWG)	L	Thickness	Barrel Length	Barrel I.D.
64-W	29099	8	0.81	0.050	0.38	0.175
65-W	29127	6	1.02	0.050	0.47	0.250
66-W	29151	4	1.13	0.075	0.53	0.280



64-W
Wire Range 8



65-W
Wire Range 6

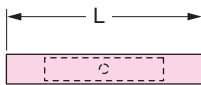


66-W
Wire Range 4

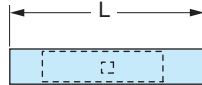
Nylon Insulated Seamless Butt Connectors



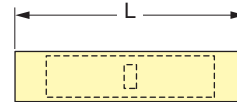
Product Number	UPC (054007-)	Wire Range (AWG)	L	Thickness	Barrel Length	Barrel I.D.	Maximum Insulation Diameter
61-S	28262	22-18	1.02	0.031	0.28	0.062	0.125
62-S	28660	16-14	1.02	0.031	0.30	0.095	0.155
63-S	28869	12-10	1.20	0.038	0.38	0.142	0.218



61-S
Wire Range 22-18



62-S
Wire Range 16-14



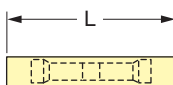
63-S
Wire Range 12-10

Nylon Insulated with Insulation Grip Butt Connectors

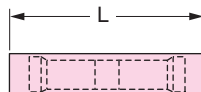


Product Number	UPC (054007-)	Wire Range (AWG)	L	Thickness	Barrel Length	Barrel I.D.	Maximum Insulation Diameter
60-NB*	27857	26-24	0.88	0.020	0.12	0.030	0.093
61-NB	28258	22-18	1.00	0.030	0.25	0.070	0.145
62-NB	28656	16-14	1.00	0.030	0.25	0.090	0.170
63-NB	28865	12-10	1.15	0.040	0.25	0.135	0.250

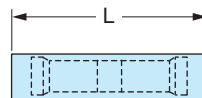
*Not UL Listed or CSA Certified



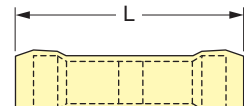
60-NB
Wire Range 26-24



61-NB
Wire Range 22-18



62-NB
Wire Range 16-14



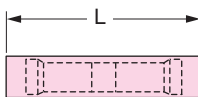
63-NB
Wire Range 12-10

Nylon Insulated with Insulation Grip, Moisture-Resistant Butt Connectors

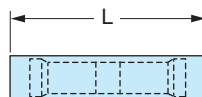


Product Number	UPC (054007-)	Wire Range (AWG)	L	Thickness	Barrel Length	Barrel I.D.	Maximum Insulation Diameter
61-NBM	34197	22-18	1.00	0.030	0.25	0.070	0.145
62-NBM	34198	16-14	1.00	0.030	0.25	0.090	0.170
63-NBM	34199	12-10	1.15	0.040	0.25	0.135	0.250

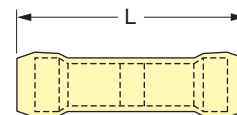
Note: Connectors are filled with moisture-resistant grease



61-NBM
Wire Range 22-18



62-NBM
Wire Range 16-14

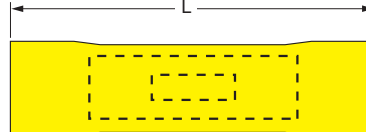
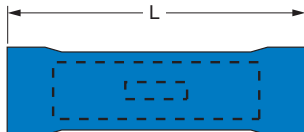
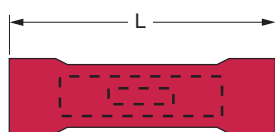


63-NBM
Wire Range 12-10

Vinyl Insulated Butted Seam Parallel Connectors



Product Number	UPC (054007-)	Wire Range (AWG)	L	Thickness	Barrel Length	Barrel I.D.	Maximum Insulation Diameter
91-P	28263	22-18	0.69	0.030	0.31	0.070	0.145
92-P	28661	16-14	0.69	0.030	0.31	0.090	0.170
93-P	28870	12-10	0.77	0.040	0.31	0.135	0.250



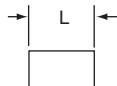
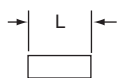
Wire Range **91-P**
22-18

Wire Range **92-P**
16-14

Wire Range **93-P**
12-10

Non-Insulated Seamless Parallel Connectors

Product Number	UPC (054007-)	Wire Range (AWG)	L	Thickness	Barrel Length	Barrel I.D.	Maximum Insulation Diameter
92-S	29479	16-14	0.31	0.024	0.25	0.091	0.170
93-S	29476	12-10	0.34	0.024	0.25	0.152	0.250

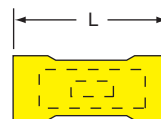
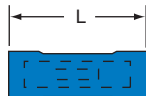
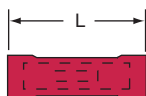


Wire Range **92-S**
16-14

Wire Range **93-S**
12-10

Non-Insulated Butted Seam Parallel Connectors

Product Number	UPC (054007-)	Wire Range (AWG)	L	Thickness	Barrel Length	Barrel I.D.	Maximum Insulation Diameter
91	28264	22-18	0.31	0.030	0.25	0.070	0.145
92	28662	16-14	0.31	0.030	0.25	0.090	0.170
93	28871	12-10	0.31	0.040	0.25	0.135	0.250



Wire Range **91**
22-18

Wire Range **92**
16-14

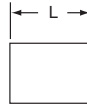
Wire Range **93**
12-10

Non-Insulated Brazed Seam Parallel Connectors

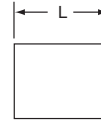
Product Number	UPC (054007-)	Wire Range (AWG)	L	Thickness	Barrel Length	Barrel I.D.	Maximum Insulation Diameter
94-W	29101	8	0.40	0.050	0.25	0.075	0.145
95-W	29129	6	0.45	0.050	0.25	0.250	0.170
96-W	29594	4	0.53	0.075	0.25	0.280	0.250



94-W
8



95-W
6

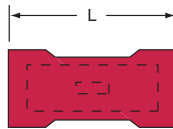


96-W
4

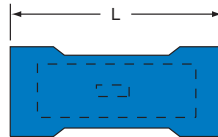
Wire Range

Vinyl Insulated Brazed Seam Parallel Connectors

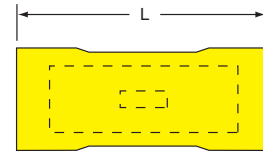
Product Number	UPC (054007-)	Wire Range (AWG)	L	Thickness	Barrel Length	Barrel I.D.	Maximum Insulation Diameter
94-WP	29852	8	0.98	0.050	0.40	0.175	0.385
95-WP	29853	6	1.20	0.050	0.45	0.250	0.440
96-WP	29854	4	1.45	0.075	0.54	0.280	0.515



94-WP
8



95-WP
6



96-WP
4

Wire Range

Recommended Stranded Wire Combinations

91 and 91P
1 #22 to 1 #22, 20, 18, 16
1 #20 to 1 #20, 18, 16
1 #18 to 1 #18
Min. CMA: 1280, Max. CMA: 3600

93-S
1 #18 to 1 #18, 16, 14, 12, 10
1 #16 to 1 #16, 14, 12, 10
1 #14 to 1 #14, 12, 10
1 #12 to 1 #12
Min. CMA: 3240, Max. CMA: 14490

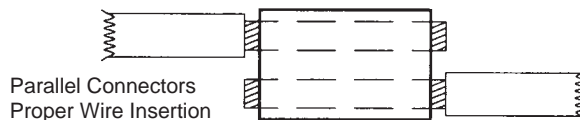
96-W and 96-WP
1 #12 to 1 #12, 10, 8, 6, 4
1 #10 to 1 #10, 8, 6, 4
1 #8 to 1 #8, 6
Min. CMA: 13060, Max. CMA: 52020

92, 92-S and 92-P
1 #22 to 1 #22, 20, 18, 16, 14
1 #20 to 1 #20, 18, 16, 14
1 #18 to 1 #18, 16, 14
1 #16 to 1 #16
Min. CMA: 1280, Max. CMA: 5730

94-W and 94-WP
1 #18 to 1 #18, 16, 14, 12, 10, 8
1 #16 to 1 #16, 14, 12, 10, 8
1 #14 to 1 #14, 12, 10, 8
1 #12 to 1 #12, 10
Min. CMA: 3240, Max. CMA: 20620

93 and 93-P
1 #18 to 1 #18, 16, 14, 12, 10
1 #16 to 1 #16, 14, 12, 10
1 #14 to 1 #14, 12
Min. CMA: 3240, Max. CMA: 12860

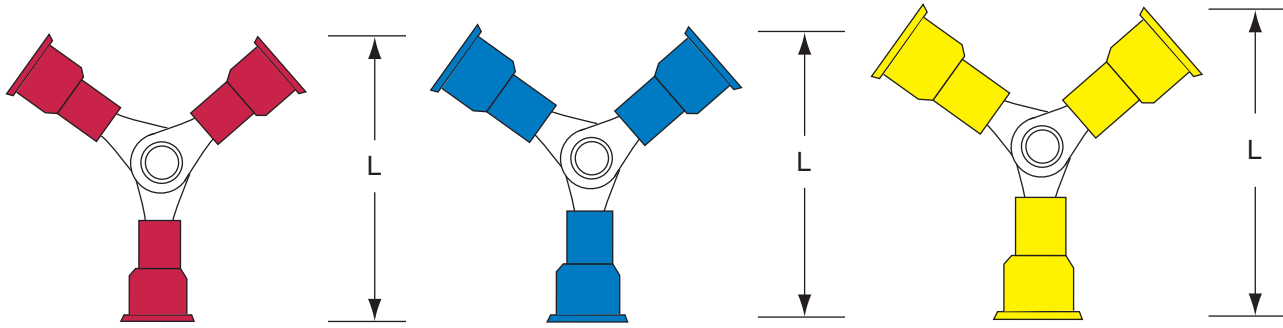
95-W and 95-WP
1 #14 to 1 #14, 12, 10, 8, 6
1 #12 to 1 #12, 10, 8, 6
1 #10 to 1 #10, 8, 6
1 #8 to 1 #8
Min. CMA: 8220, Max. CMA: 36620



Vinyl Insulated Butted Seam 3-Way Connectors



Product Number	UPC (054007-)	Wire Range (AWG)	L	Thickness	Barrel Length	Barrel I.D.	Maximum Insulation Diameter
322-P	29376	22-18	1.23	0.030	0.25	0.070	0.145
316-P	29377	16-14	1.23	0.030	0.25	0.090	0.170
312-P	29378	12-10	1.39	0.040	0.25	0.135	0.250



Wire Range **322-P**
22-18

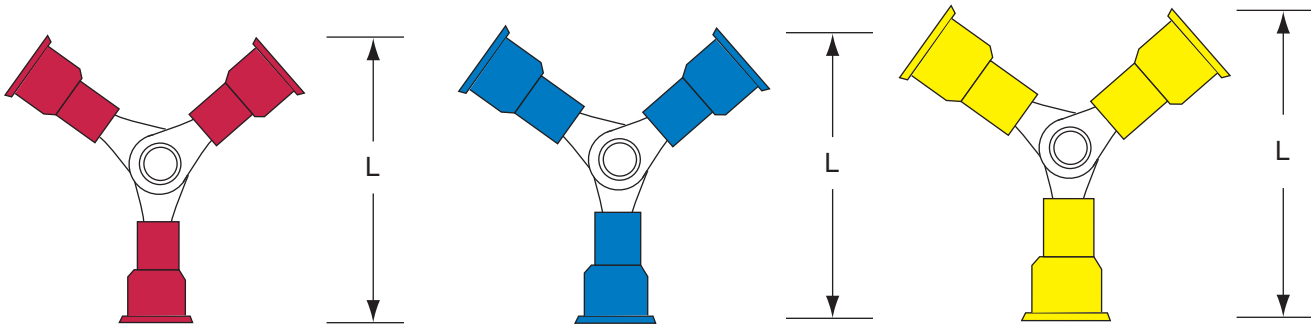
316-P
16-14

312-P
12-10

Nylon Insulated with Insulation Grip 3-Way Connectors



Product Number	UPC (054007-)	Wire Range (AWG)	L	Thickness	Barrel Length	Barrel I.D.	Maximum Insulation Diameter
322-NB	29373	22-18	1.21	0.030	0.25	0.070	0.145
316-NB	29374	16-14	1.25	0.030	0.25	0.090	0.170
312-NB	29375	12-10	1.39	0.040	0.25	0.135	0.250



Wire Range **322-NB**
22-18

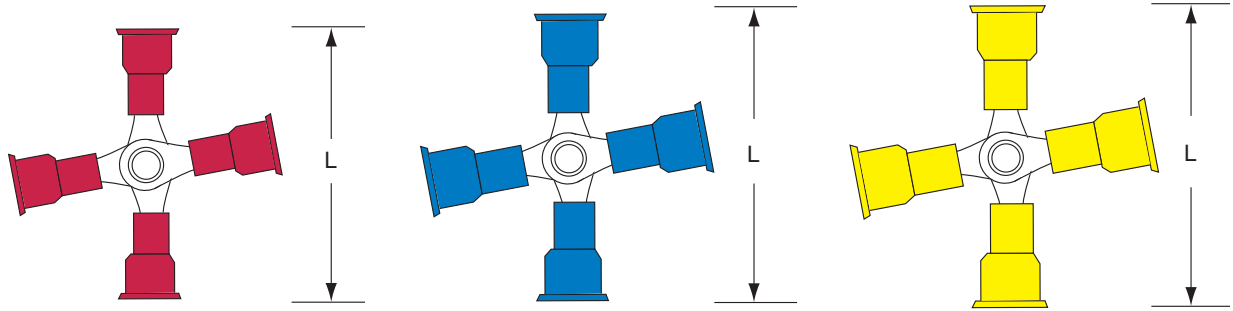
316-NB
16-14

312-NB
12-10

Vinyl Insulated Butted Seam 4-Way Connectors



Product Number	UPC (054007-)	Wire Range (AWG)	L	Thickness	Barrel Length	Barrel I.D.	Maximum Insulation Diameter
422-P	29388	22-18	1.48	0.030	0.25	0.070	0.145
416-P	29389	16-14	1.48	0.030	0.25	0.090	0.170
412-P	29390	12-10	1.68	0.040	0.25	0.135	0.250



Wire Range **422-P**
22-18

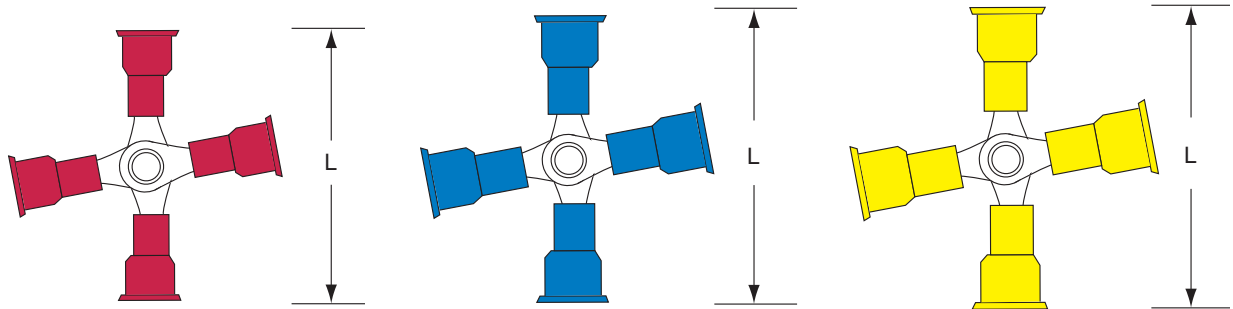
416-P
16-14

412-P
12-10

Nylon Insulated with Insulation Grip 4-Way Connectors



Product Number	UPC (054007-)	Wire Range (AWG)	L	Thickness	Barrel Length	Barrel I.D.	Maximum Insulation Diameter
422-NB	29385	12-10	1.46	0.030	0.25	0.070	0.145
416-NB	29386	16-14	1.50	0.030	0.25	0.090	0.170
412-NB	29387	22-18	1.68	0.040	0.25	0.135	0.250



Wire Range **422-NB**
12-10

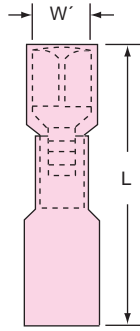
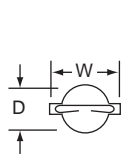
416-NB
16-14

412-NB
22-18

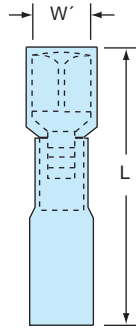
Heat Shrink Nylon Fully-Insulated Female Disconnects

Product Number [†]	UPC (054007-)	Wire Range (AWG)	Mates with Male Tab Width (W') x Thickness	L	W	D	Barrel Length	Barrel I.D.
MNHU18-250DFIX*	06354	22-18	0.250 x 0.032	1.2	0.37	0.23	0.25	0.080
MNHU18-250DFIK*	06355	22-18	0.250 x 0.032	1.2	0.37	0.23	0.25	0.080
MNHU14-250DFIX*	06338	16-14	0.250 x 0.032	1.2	0.37	0.23	0.25	0.080
MNHU14-250DFIK*	06339	16-14	0.250 x 0.032	1.2	0.37	0.23	0.25	0.080
MNHU10-250DFIX	06314	12-10	0.250 x 0.032	1.2	0.39	0.32	0.25	0.165
MNHU10-250DFIK	06315	12-10	0.250 x 0.032	1.2	0.39	0.32	0.25	0.165

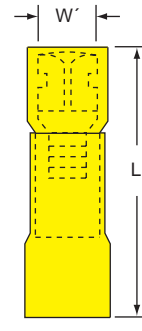
*Windowless receptacle



MNHU18-250DFI
Wire Range 22-18



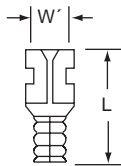
MNHU14-250DFI
Wire Range 16-14



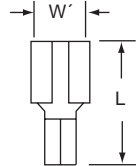
MNHU10-250DFI
Wire Range 12-10

High-Temperature Butted Seam Female Disconnects 900°F (482°C)

Product Number	UPC (054007-)	Wire Range (AWG)	Mates with Male Tab Width (W') x Thickness	L	Barrel Length	Barrel I.D.
HT-72F-187-20	29369	16-14	0.187 x 0.020	0.58	0.25	0.085
HT-72F-250-32	29370	16-14	0.250 x 0.032	0.64	0.23	0.095



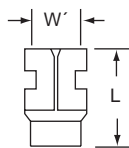
HT-72F-187-20
Wire Range 16-14



HT-72F-250-32
Wire Range 16-14

High-Temperature Butted Seam Female Flag Disconnect 900°F (482°C)

Product Number	UPC (054007-)	Wire Range (AWG)	Mates with Male Tab Width (W') x Thickness	L	Barrel Length	Barrel I.D.
HT-752-250-32	29478	16-14	0.250 x 0.032	0.51	0.26	0.095



HT-752-250-32
Wire Range 16-14

[†]Product Number ending in X = box; Product Number ending with K = bulk

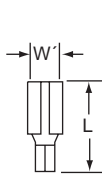
Non-Insulated Butted Seam Female Disconnects



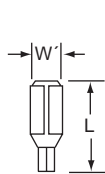
Product Number	UPC (054007-)	Wire Range (AWG)	Mates with Male Tab Width (W) x Thickness	L	Barrel Length	Barrel I.D.
70F-110-20*	29172	26-20	0.110 x 0.020	0.48	0.13	0.055
70F-110-32*	29173	26-20	0.110 x 0.032	0.48	0.13	0.055
71F-187-20	30129	22-18	0.187 x 0.020	0.58	0.25	0.085
71F-250-32	29174	22-18	0.250 x 0.032	0.66	0.25	0.080
72F-110-20	29175	16-14	0.110 x 0.020	0.54	0.19	0.115
72F-187-20	29177	16-14	0.187 x 0.020	0.58	0.25	0.085
72F-250-32	29178	16-14	0.250 x 0.032	0.66	0.25	0.080
73F-250-32 [†]	29179	12-10	0.250 x 0.032	0.66	0.25	0.165
73F-375-50* [†]	29180	12-10	0.375 x 0.050	0.93	0.25	0.175

* Not UL Listed or CSA Certified

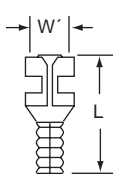
[†] Product not shown



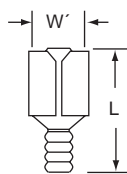
70F-110-20
Wire Range 26-20



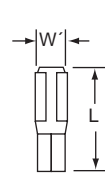
70F-110-32
Wire Range 26-20



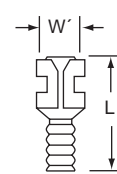
71F-187-20
Wire Range 22-18



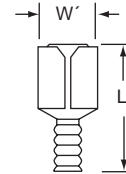
71F-250-32
Wire Range 22-18



72F-110-20
Wire Range 16-14



72F-187-20
Wire Range 16-14



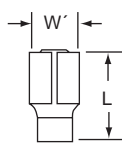
72F-250-32
Wire Range 16-14

Non-Insulated Butted Seam Female Disconnect Flag Terminals

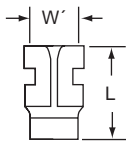


Product Number	UPC (054007-)	Wire Range (AWG)	Mates with Male Tab Width (W') x Thickness	L	Barrel Length	Barrel I.D.
751-187*	29484	22-18	0.187 x 0.020	0.46	0.20	0.075
751-250*	29412	22-18	0.250 x 0.032	0.50	0.25	0.075
752-187	29486	16-14	0.187 x 0.020	0.47	0.20	0.095
752-250	29413	16-14	0.250 x 0.032	0.51	0.26	0.095

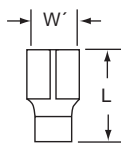
* Not UL Listed or CSA Certified



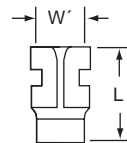
751-187
Wire Range 22-18



751-250
Wire Range 22-18



752-187
Wire Range 16-14



752-250
Wire Range 16-14

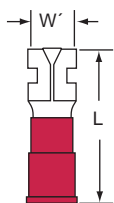
Vinyl Insulated Butted Seam Female Disconnects



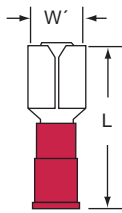
Product Number	UPC (054007-)	Wire Range (AWG)	Mates with Male Tab Width (W') x Thickness	L	Barrel Length	Barrel I.D.	Maximum Insulation Diameter
71F-187-20-P	30132	22-18	0.187 x 0.020	0.78	0.25	0.085	0.145
71F-250-32-P	29618	22-18	0.250 x 0.032	0.87	0.25	0.080	0.145
72F-110-20-P*	29166	16-14	0.110 x 0.020	0.81	0.19	0.115	0.145
72F-187-20-P	29168	16-14	0.187 x 0.020	0.78	0.25	0.085	0.145
72F-250-32-P	29169	16-14	0.250 x 0.032	0.87	0.25	0.080	0.145
73F-250-32-P†	29170	12-10	0.250 x 0.032	0.95	0.25	0.165	0.250
73F-375-50-P*	29171	12-10	0.375 x 0.050	1.23	0.25	0.175	0.250

* Not UL Listed or CSA Certified

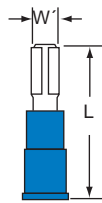
† Product not shown



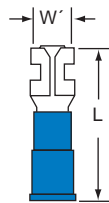
71F-187-20-P
Wire Range 22-18



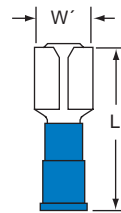
71F-250-32-P
Wire Range 22-18



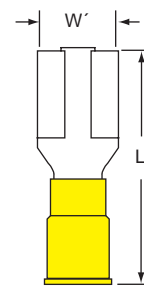
72F-110-20-P
Wire Range 16-14



72F-187-20-P
Wire Range 16-14



72F-250-32-P
Wire Range 16-14



73F-375-50-P
Wire Range 12-10

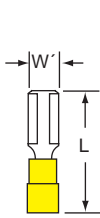
Nylon Insulated with Insulation Grip Female Disconnects



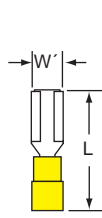
Product Number	UPC (054007-)	Wire Range (AWG)	Mates with Male Tab		Barrel Length	Barrel I.D.	Maximum Insulation Diameter
			Width (W')	x Thickness			
70F-110-20-NB*	29158	26-20	0.110	x 0.020	0.63	0.055	0.093
70F-110-32-NB*	29159	26-20	0.110	x 0.032	0.63	0.055	0.093
71F-187-20-NB	30131	22-18	0.187	x 0.020	0.77	0.085	0.145
71F-250-32-NB	30116	22-18	0.250	x 0.032	0.86	0.080	0.145
72F-110-20-NB*	29160	16-14	0.110	x 0.020	0.80	0.115	0.145
72F-187-20-NB	29162	16-14	0.187	x 0.020	0.77	0.085	0.145
72F-250-32-NB	29163	16-14	0.250	x 0.032	0.86	0.080	0.145
73F-250-32-NB†	29164	12-10	0.250	x 0.032	0.96	0.165	0.250
73F-375-50-NB*	29165	12-10	0.375	x 0.050	1.23	0.175	0.250

* Not UL Listed or CSA Certified

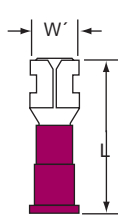
† Product not shown



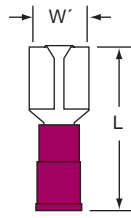
70F-110-20-NB
Wire Range 26-20



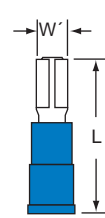
70F-110-32-NB
Wire Range 26-20



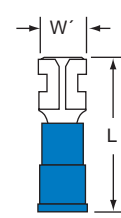
71F-187-20-NB
Wire Range 22-18



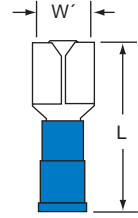
71F-250-32-NB
Wire Range 22-18



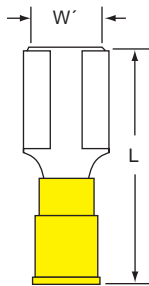
72F-110-20-NB
Wire Range 16-14



72F-187-20-NB
Wire Range 16-14



72F-250-32-NB
Wire Range 16-14

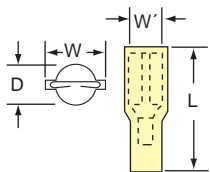


73F-375-50-NB
Wire Range 12-10

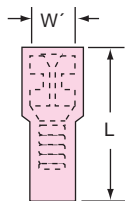
Fully Nylon Insulated Butted Seam Female Disconnects



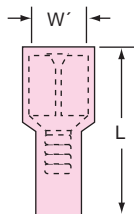
Product Number	UPC (054007-)	Wire Range (AWG)	Mates with	L	W	D	Barrel Length	Barrel I.D.	Maximum Insulation Diameter
			Male Tab Width (W') x Thickness						
71F-187-20-NL	30125	22-18	0.187 x 0.020	0.81	0.30	0.23	0.25	0.085	0.145
71F-250-32-NL	30108	22-18	0.250 x 0.032	0.87	0.37	0.23	0.25	0.080	0.120
72F-187-20-NL	30134	16-14	0.187 x 0.020	0.81	0.30	0.23	0.25	0.085	0.145
72F-250-32-NL	30091	16-14	0.250 x 0.032	0.87	0.37	0.23	0.25	0.080	0.120
73F-250-32-NL	30104	12-10	0.250 x 0.032	0.99	0.39	0.32	0.25	0.148	0.250



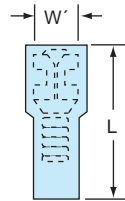
Stud Size Wire Range
70F-110-20-NL
 26-20



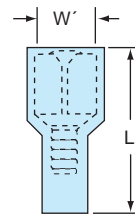
71F-187-20-NL
 22-18



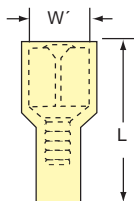
71F-250-32-NL
 22-18



72F-187-20-NL
 16-14



72F-250-32-NL
 16-14



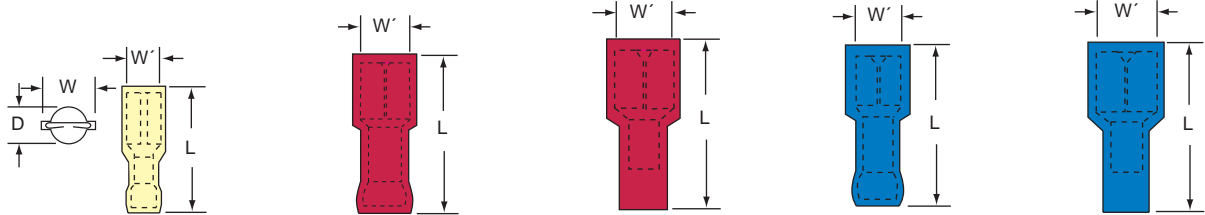
Stud Size Wire Range
73F-250-32-NL
 12-10

Fully Nylon Insulated with Insulation Grip Female Disconnects



Product Number	UPC (054007-)	Wire Range (AWG)	Mates with Male Tab Width (W') x Thickness	L	W	D	Barrel Length	Barrel I.D.	Maximum Insulation Diameter
70F-110-20-NBL*	29444	26-20	0.110-0.125 x 0.020	0.66	0.22	0.15	0.13	0.055	0.093
71F-187-20-NBL	30126	22-18	0.187 x 0.020	0.81	0.30	0.23	0.25	0.085	0.145
71F-250-32-NBL	30110	22-18	0.250 x 0.032	0.87	0.37	0.23	0.25	0.080	0.145
72F-187-20-NBL	29446	16-14	0.187 x 0.020	0.81	0.30	0.23	0.25	0.085	0.145
72F-250-32-NBL	29447	16-14	0.250 x 0.032	0.87	0.37	0.23	0.25	0.080	0.145
73F-250-32-NBL	30106	12-10	0.250 x 0.032	0.99	0.39	0.32	0.25	0.165	0.250

* Not UL Listed or CSA Certified



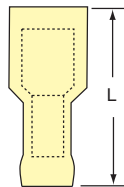
Stud Size 70F-110-20-NBL
Wire Range 26-20

71F-187-20-NBL
22-18

71F-250-32-NBL
22-18

72F-187-20-NBL
16-14

72F-250-32-NBL
16-14

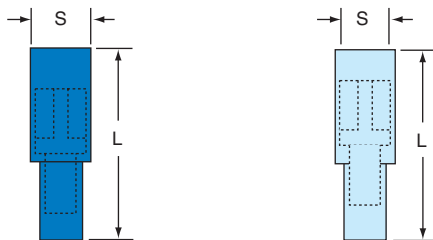


Stud Size 73F-250-32-NBL
Wire Range 12-10

Nylon Insulated Butted Seam Bullet Style Female Disconnects



Product Number	UPC (054007-)	Wire Range (AWG)	Mating Snap Diameter		Barrel Length	Barrel I.D.	Maximum Insulation Diameter
			S	L			
82F-156-NL	30088	22-18	0.156	1.02	0.25	0.115	0.170
82F-180-NL	30090	22-18	0.180	1.02	0.25	0.115	0.170



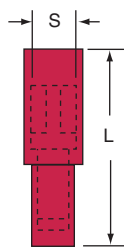
Wire Range 82F-156-NL
22-18

82F-180-NL
22-18

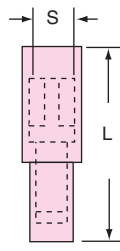
Nylon Insulated with Insulation Grip Bullet Style Female Disconnects



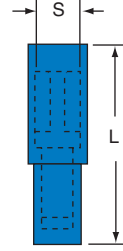
Product Number	UPC (054007-)	Wire Range (AWG)	Mating Snap Diameter		Barrel Length	Barrel I.D.	Maximum Insulation Diameter
			S	L			
81F-156-NBL	29423	22-18	0.156	1.02	0.25	0.095	0.145
81F-180-NBL	30061	22-18	0.180	1.02	0.25	0.095	0.145
82F-156-NBL	29424	16-14	0.156	1.02	0.25	0.115	0.170
82F-180-NBL	30042	16-14	0.180	1.02	0.25	0.115	0.170



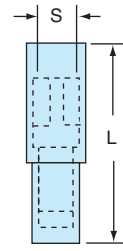
81F-156-NBL
22-18



81F-180-NBL
22-18



82F-156-NBL

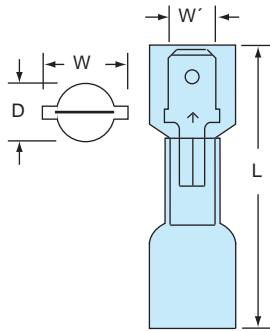


82F-180-NBL
16-14 16-14

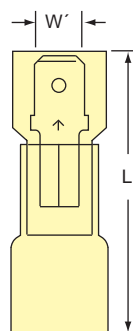
Wire Range

Heat Shrink Nylon Fully-Insulated Butted Seam Male Disconnects

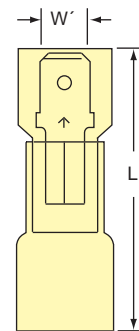
Product Number ¹	UPC (054007-)	Wire Range (AWG)	Male Tab Width (W) x Thickness	L	W	D	Barrel Length	Barrel I.D.
MNHU18-250DMIK	06357	22-18	0.250 x 0.032	1.20	0.44	0.30	0.25	0.065
MNHU14-250DMIX	06340	16-14	0.250 x 0.032	1.20	0.44	0.30	0.25	0.085
MNHU14-250DMIK	06341	16-14	0.250 x 0.032	1.20	0.44	0.30	0.25	0.085
MNHU10-250DMIX	06316	12-10	0.250 x 0.032	1.20	0.47	0.39	0.25	0.150
MNHU10-250DMIK	06317	12-10	0.250 x 0.032	1.20	0.47	0.39	0.25	0.150



MNHU18-250DMI
22-18



MNHU14-250DMI
16-14

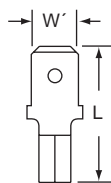


MNHU10-250DMI
12-10

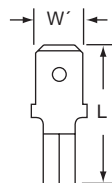
Wire Range

High-Temperature Butted Seam Male Disconnects 900°F (482°C)

Product Number	UPC (054007-)	Wire Range (AWG)	Male Tab Width (W) x Thickness	L	Barrel Length	Barrel I.D.
HT-72M-250-32	29372	16-14	0.250 x 0.032	0.73	0.25	0.090



HT-72M-187-20
16-14



HT-72M-250-32
16-14

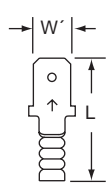
Wire Range

¹Product Number ending in X = box; Product Number ending with K = bulk

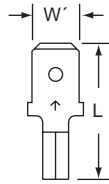
Non-Insulated Butted Seam Male Disconnects



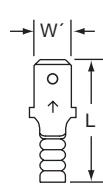
Product Number	UPC (054007-)	Wire Range (AWG)	Male Tab Width (W') x Thickness	L	Barrel Length	Barrel I.D.
71M-187-20	30127	22-18	0.187 x 0.020	0.64	0.24	0.080
71M-250-32	30112	22-18	0.250 x 0.032	0.73	0.25	0.065
72M-187-20	29236	16-14	0.187 x 0.020	0.64	0.24	0.080
72M-250-32	29237	16-14	0.250 x 0.032	0.73	0.25	0.085
73M-250-32	29238	12-10	0.250 x 0.032	0.75	0.25	0.150



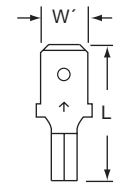
71M-187-20
Wire Range 22-18



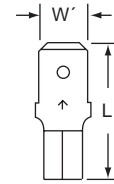
71M-250-32
Wire Range 22-18



72M-187-20
Wire Range 16-14



72M-250-32
Wire Range 16-14

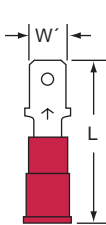


73M-250-32
Wire Range 12-10

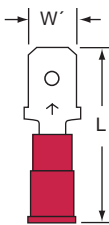
Vinyl Insulated Butted Seam Male Disconnects



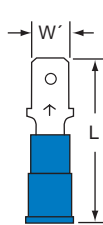
Product Number	UPC (054007-)	Wire Range (AWG)	Male Tab Width (W') x Thickness	L	Barrel Length	Barrel I.D.	Maximum Insulation Diameter
71M-187-20-P	30122	22-18	0.187 x 0.020	0.85	0.24	0.080	0.145
71M-250-32-P	30115	22-18	0.250 x 0.032	0.93	0.25	0.065	0.145
72M-187-20-P	29233	16-14	0.187 x 0.020	0.85	0.24	0.080	0.145
72M-250-32-P	29234	16-14	0.250 x 0.032	0.93	0.25	0.085	0.170
73M-250-32-P	29235	12-10	0.250 x 0.032	1.05	0.25	0.150	0.250



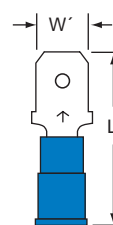
71M-187-20-P
Wire Range 22-18



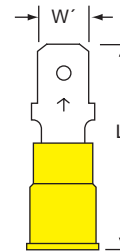
71M-250-32-P
Wire Range 22-18



72M-187-20-P
Wire Range 16-14



72M-250-32-P
Wire Range 16-14

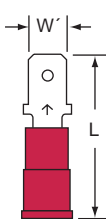


73M-250-32-P
Wire Range 12-10

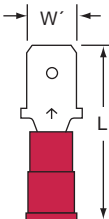
Nylon Insulated with Insulation Grip Male Disconnects



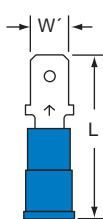
Product Number	UPC (054007-)	Wire Range (AWG)	Male Tab Width (W') x Thickness	L	Barrel Length	Barrel I.D.	Maximum Insulation Diameter
71M-187-20-NB	30121	22-18	0.187 x 0.020	0.84	0.24	0.080	0.145
71M-250-32-NB	30114	22-18	0.250 x 0.032	0.92	0.25	0.065	0.145
72M-187-20-NB	29230	16-14	0.187 x 0.020	0.84	0.24	0.080	0.145
72M-250-32-NB	29231	16-14	0.250 x 0.032	0.94	0.25	0.085	0.170
72M-250-32-NB	29232	12-10	0.250 x 0.032	1.05	0.25	0.150	0.250



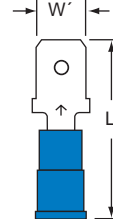
71M-187-20-NB
Wire Range 22-18



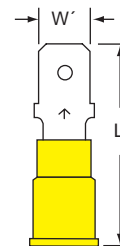
71M-250-32-NB
Wire Range 22-18



72M-187-20-NB
Wire Range 16-14



72M-250-32-NB
Wire Range 16-14



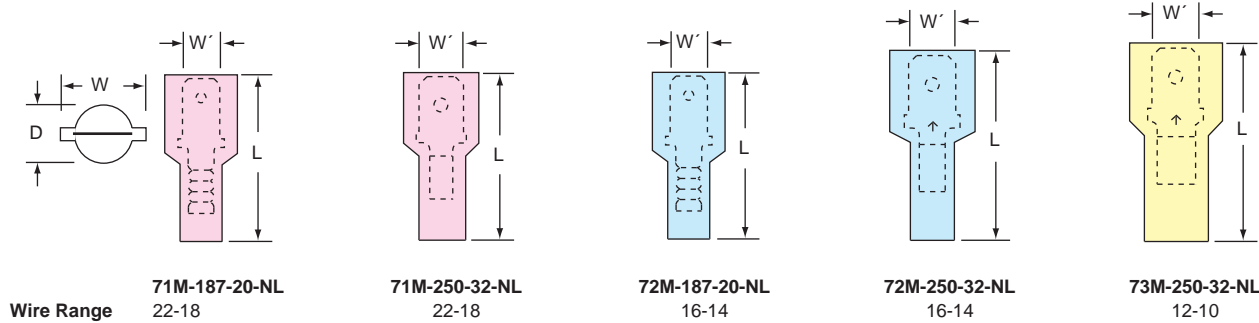
73M-250-32-NB
Wire Range 12-10

Fully Nylon Insulated Butted Seam Male Disconnects



Product Number	UPC (054007-)	Wire Range (AWG)	Male Tab Width (W') x Thickness	L	W	D	Barrel Length	Barrel I.D.	Maximum Insulation Diameter
71M-187-20-NL	30123	22-18	0.187 x 0.020	0.87	0.37	0.30	0.24	0.080	0.145
71M-250-32-NL	30109	22-18	0.250 x 0.032	0.95	0.44	0.30	0.25	0.065	0.170
72M-187-20-NL	30139	16-14	0.187 x 0.020	0.87	0.37	0.30	0.24	0.080	0.145
72M-250-32-NL	30092	16-14	0.250 x 0.032	0.95	0.44	0.30	0.25	0.085	0.170
73M-250-32-NL	30105	12-10	0.250 x 0.032	1.05	0.47	0.39	0.25	0.150	0.250

71M-187-20-NL mates with 71F-187-20-NL
 71M-250-32-NL mates with 71F-250-32-NL
 72M-187-20-NL mates with 72F-187-20-NL
 72M-250-32-NL mates with 72F-250-32-NL
 73M-250-32-NL mates with 73F-250-32-NL



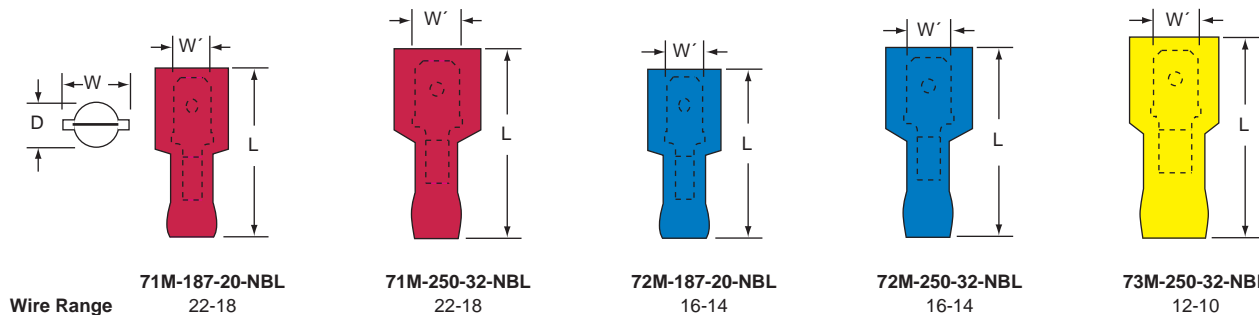
Wire Range **71M-187-20-NL** **71M-250-32-NL** **72M-187-20-NL** **72M-250-32-NL** **73M-250-32-NL**
 22-18 22-18 16-14 16-14 12-10

Fully Nylon Insulated with Insulation Grip Male Disconnects



Product Number	UPC (054007-)	Wire Range (AWG)	Male Tab Width (W') x Thickness	L	W	D	Barrel Length	Barrel I.D.	Maximum Insulation Diameter
71M-187-20-NBL	30124	22-18	0.187 x 0.020	0.87	0.37	0.30	0.24	0.080	0.145
71M-250-32-NBL	30111	22-18	0.250 x 0.032	0.95	0.44	0.30	0.25	0.065	0.145
72M-187-20-NBL	30140	16-14	0.187 x 0.020	0.87	0.37	0.30	0.24	0.080	0.145
72M-250-32-NBL	30093	16-14	0.250 x 0.032	0.95	0.44	0.30	0.25	0.085	0.170
73M-250-32-NBL	30107	12-10	0.250 x 0.032	1.05	0.47	0.39	0.25	0.150	0.250

71M-187-20-NBL mates with 71F-187-20-NBL
 71M-250-32-NBL mates with 71F-250-32-NBL
 72M-187-20-NBL mates with 72F-187-20-NBL
 72M-250-32-NBL mates with 72F-250-32-NBL
 73M-250-32-NBL mates with 73F-250-32-NBL

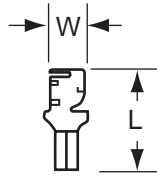


Wire Range **71M-187-20-NBL** **71M-250-32-NBL** **72M-187-20-NBL** **72M-250-32-NBL** **73M-250-32-NBL**
 22-18 22-18 16-14 16-14 12-10

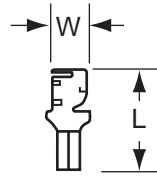
Note: Mating female disconnects listed on pages 16 and 17.

Self-Mating Cross-Lock Disconnect Non-Insulated Butted Seam

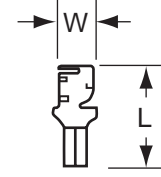
Product Number	UPC (054007-)	Wire Range (AWG)	Wire		Barrel Length	Barrel I.D.
			L	W		
761	29223	22-18	0.735	0.25	0.25	0.200
762	29224	16-14	0.735	0.25	0.25	0.092
763	28869	12-10	0.735	0.25	0.25	0.135



761
22-18



762
16-14



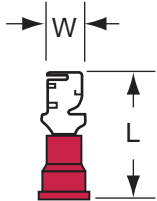
763
12-10

Wire Range

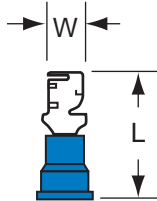
Self-Mating Cross-Lock Disconnect Vinyl Insulated Butted Seam



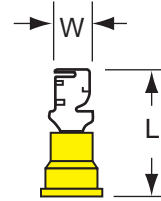
Product Number	UPC (054007-)	Wire Range (AWG)	Wire		Barrel Length	Barrel I.D.	Maximum Insulation Diameter
			L	W			
761-P	29221	22-18	1.06	0.25	0.25	0.070	0.145
762-P	29222	16-14	1.06	0.25	0.25	0.092	0.170
763-P	29482	12-10	1.06	0.25	0.25	0.135	0.250



761-P
22-18



762-P
16-14



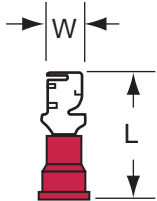
763-P
12-10

Wire Range

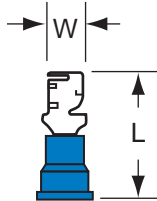
Self-Mating Cross-Lock Disconnect Nylon Insulated with Insulation Grip



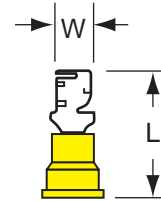
Product Number	UPC (054007-)	Wire Range (AWG)	Wire		Barrel Length	Barrel I.D.	Maximum Insulation Diameter
			L	W			
761-NB	29219	22-18	1.06	0.25	0.25	0.070	0.145
762-NB	29220	16-14	1.06	0.25	0.25	0.092	0.170
763-NB	29483	12-10	1.06	0.25	0.25	0.135	0.250



761-NB
22-18



762-NB
16-14



763-NB
12-10

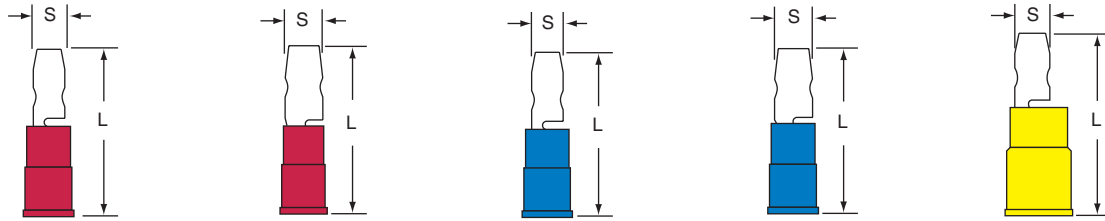
Wire Range

Vinyl Insulated Butted Seam Bullet Style Male Disconnects



Product Number	UPC (054007-)	Wire Range (AWG)	Mating Snap Diameter		Barrel Length	Barrel I.D.	Maximum Insulation Diameter
			S	L			
81M-156-P	30036	22-18	0.156	0.85	0.19	0.070	0.145
81M-180-P	30069	22-18	0.180	0.85	0.19	0.070	0.145
82M-156-P	29248	16-14	0.156	0.85	0.19	0.090	0.170
82M-180-P	29249	16-14	0.180	0.85	0.19	0.090	0.170
83M-156-P	29250	12-10	0.156	0.94	0.22	0.155	0.250

81M-156-P mates with 81F-156-NL
 81M-180-P mates with 81F-180-NL
 82M-156-P mates with 82F-156-NL
 82M-180-P mates with 82F-180-NL
 83M-156-P – no 12-10 Female



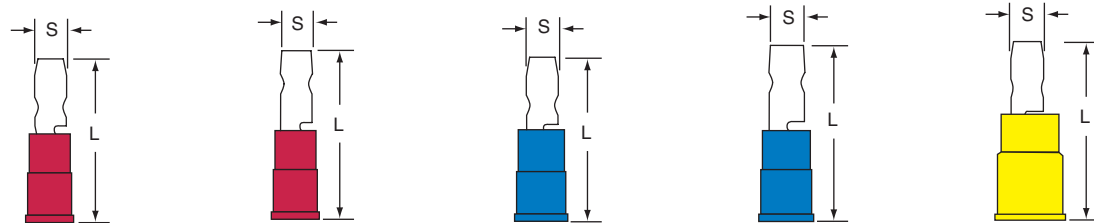
81M-156-P Wire Range 22-18 81M-180-P Wire Range 22-18 82M-156-P Wire Range 16-14 82M-180-P Wire Range 16-14 83M-156-P Wire Range 12-10

Nylon Insulated with Insulation Grip Bullet Style Male Disconnects



Product Number	UPC (054007-)	Wire Range (AWG)	Mating Snap Diameter		Barrel Length	Barrel I.D.	Maximum Insulation Diameter
			S	L			
81M-156-NB	30038	22-18	0.156	0.85	0.19	0.070	0.145
81M-180-NB	30068	22-18	0.180	0.85	0.19	0.070	0.145
82M-156-NB	29245	16-14	0.156	0.87	0.19	0.090	0.170
82M-180-NB	29246	16-14	0.180	0.87	0.19	0.090	0.170
83M-156-NB	29247	12-10	0.156	0.94	0.22	0.155	0.250

81M-156-NB mates with 81F-156-NBL
 81M-180-NB mates with 81F-180-NBL
 82M-156-NB mates with 82F-156-NBL
 82M-180-NB mates with 82F-180-NBL
 83M-156-NB – no 12-10 Female



81M-156-NB Wire Range 22-18 81M-180-NB Wire Range 22-18 82M-156-NB Wire Range 16-14 82M-180-NB Wire Range 16-14 83M-156-NB Wire Range 12-10

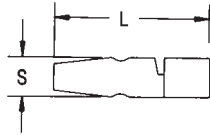
Note: Mating female disconnects listed on pages 17 and 18.

Butted Seam Bullet Style Male Disconnects

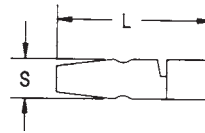


Product Number	UPC (054007-)	Wire Range (AWG)	Mating Snap Diameter		Barrel Length	Barrel I.D.
			S	L		
81M-156	30040	22-18	0.156	0.65	0.19	0.076
81M-180†	30065	22-18	0.130	0.68	0.25	0.080
82M-156	29251	16-14	0.156	0.65	0.19	0.096
82M-180†	29252	16-14	0.180	0.68	0.25	0.100
83M-156†	29253	12-10	0.156	0.61	0.22	0.160

† Product not shown



81M-156
22-18

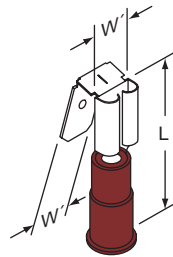


82M-156
16-14

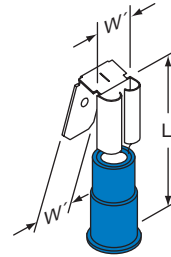
Wire Range

Nylon Insulated with Insulation Grip Multi-Stack Disconnects

Product Number	UPC (054007-)	Wire Range (AWG)	Mates with Female and Male		Barrel Length	Barrel I.D.	Maximum Insulation Diameter
			Width (W) x Thickness	L			
771-250-NB	29439	22-18	0.250 x 0.032	0.86	0.23	0.070	0.145
772-250-NB	29440	16-14	0.250 x 0.032	0.88	0.23	0.090	0.170



771-250-NB
22-18

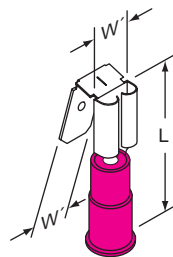


772-250-NB
16-14

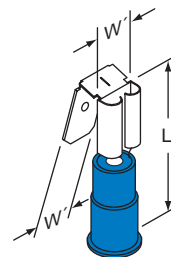
Wire Range

Vinyl Insulated Butted Seam Multi-Stack Disconnects

Product Number	UPC (054007-)	Wire Range (AWG)	Mates with Female and Male		Barrel Length	Barrel I.D.	Maximum Insulation Diameter
			Width (W) x Thickness	L			
771-250-P	29437	22-18	0.250 x 0.032	0.87	0.23	0.070	0.145
772-250-P	29438	16-14	0.250 x 0.032	0.87	0.23	0.090	0.170



771-250-P
22-18

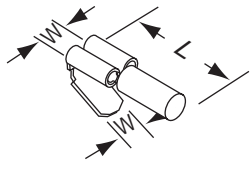


772-250-P
16-14

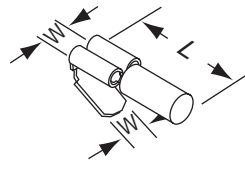
Wire Range

Non-Insulated Butted Seam Multi-Stack Disconnects

Product Number	UPC (054007-)	Wire Range (AWG)	Mating Snap Diameter		Barrel Length	Barrel I.D.
			S	L		
771-250	29435	22-18	0.250 x 0.032	0.66	0.23	0.070
772-250	29436	16-14	0.250 x 0.032	0.66	0.23	0.090



771-250-P
22-18



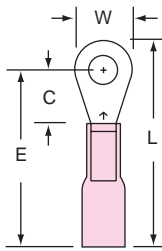
772-250-P
16-14

Wire Range

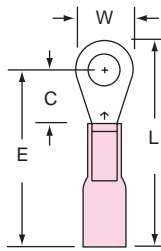
Heat Shrink Brazed Seam Ring Tongue Terminals 22-18 AWG



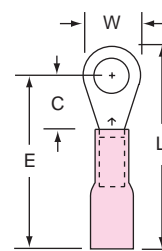
Product Number ¹	UPC (054007-)	Wire Range (AWG)	Stud Size	Mating Snap Diameter				Thickness	Barrel Length	Barrel I.D.
				W	C	L	E			
MH18-6R/LX	06344	22-18	6	0.31	0.15	1.0	0.84	0.030	0.25	0.070
MH18-6R/LK	06345	22-18	6	0.31	0.15	1.0	0.84	0.030	0.25	0.070
MH18-8R/LX	06348	22-18	8	0.31	0.18	1.0	0.84	0.030	0.25	0.070
MH18-8R/LK	06349	22-18	8	0.31	0.18	1.0	0.84	0.030	0.25	0.070
MH18-10R/LK	06350	22-18	10	0.31	0.20	1.0	0.84	0.030	0.25	0.070
MH18-10R/LX	06351	22-18	10	0.31	0.20	1.0	0.84	0.030	0.25	0.070



MH18-6R/L
6
22-18



MH18-8R/L
8
22-18



MH18-10R/L
10
22-18

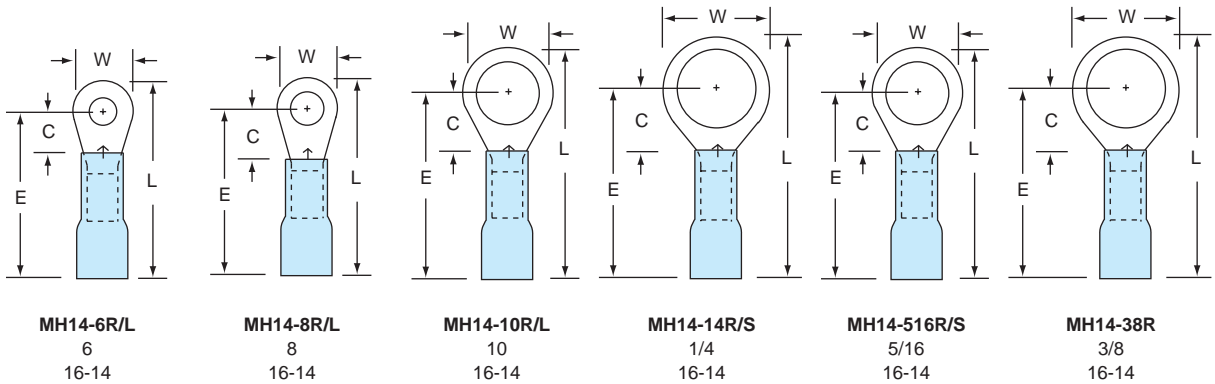
Stud Size
Wire Range

¹Product Number ending in X = box; Product Number ending with K = bulk

Heat Shrink Brazed Seam Ring Tongue Terminals 16-14 AWG



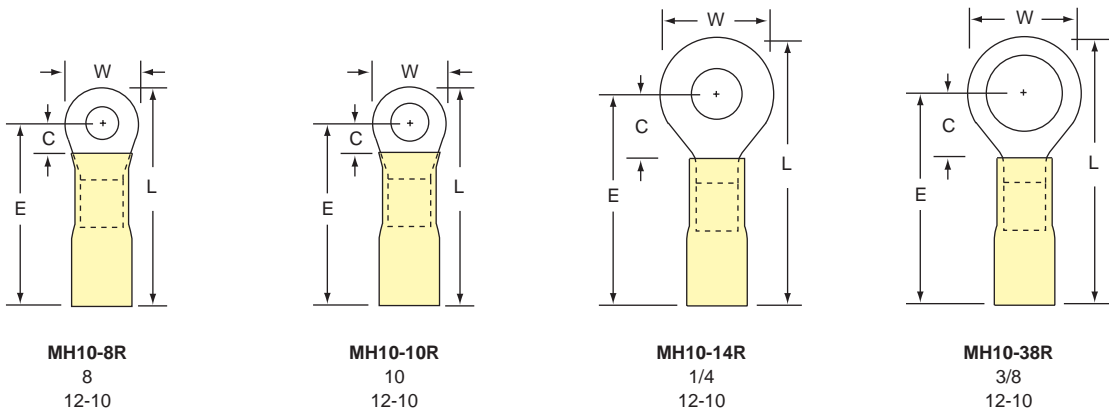
Product Number [†]	UPC (054007-)	Wire Range (AWG)	Stud Size	W	C	L	E	Thickness	Barrel Length	Barrel I.D.
MH14-6R/LX	06320	16-14	6	0.31	0.15	1.00	0.84	0.030	0.25	0.090
MH14-6R/LK	06321	16-14	6	0.31	0.15	1.00	0.84	0.030	0.25	0.090
MH14-8R/LX	06324	16-14	8	0.31	0.18	1.00	0.84	0.030	0.25	0.090
MH14-8R/LK	06325	16-14	8	0.31	0.18	1.00	0.84	0.030	0.25	0.090
MH14-10R/LX	06326	16-14	10	0.31	0.20	1.00	0.84	0.030	0.25	0.090
MH14-10R/LK	06327	16-14	10	0.31	0.20	1.00	0.84	0.030	0.25	0.090
MH14-14R/SX	06330	16-14	1/4	0.47	0.26	1.10	0.86	0.030	0.25	0.090
MH14-14R/SK	06331	16-14	1/4	0.47	0.26	1.10	0.86	0.030	0.25	0.090
MH14-516R/SX	06336	16-14	5/16	0.47	0.33	1.10	0.86	0.030	0.25	0.090
MH14-516R/SK	06337	16-14	5/16	0.47	0.33	1.10	0.86	0.030	0.25	0.090
MH14-38RX	06334	16-14	3/8	0.56	0.28	1.10	0.82	0.030	0.25	0.090
MH14-38RK	06335	16-14	3/8	0.56	0.28	1.10	0.82	0.030	0.25	0.090



Heat Shrink Brazed Seam Ring Tongue Terminals 12-10



Product Number [†]	UPC (054007-)	Wire Range (AWG)	Stud Size	W	C	L	E	Thickness	Barrel Length	Barrel I.D.
MH10-8RX	06302	12-10	8	0.38	0.19	1.10	0.91	0.040	0.25	0.135
MH10-8RK	06303	12-10	8	0.38	0.19	1.10	0.91	0.040	0.25	0.135
MH10-10RX	06305	12-10	10	0.38	0.21	1.10	0.91	0.040	0.25	0.135
MH10-10RK	06306	12-10	10	0.38	0.21	1.10	0.91	0.040	0.25	0.135
MH10-14RX	06309	12-10	1/4	0.59	0.29	1.20	0.90	0.040	0.25	0.135
MH10-14RK	06359	12-10	1/4	0.59	0.29	1.20	0.90	0.040	0.25	0.135
MH10-38RX	06312	12-10	3/8	0.59	0.29	1.20	0.90	0.040	0.25	0.135
MH10-38RK	06313	12-10	3/8	0.59	0.29	1.20	0.90	0.040	0.25	0.135

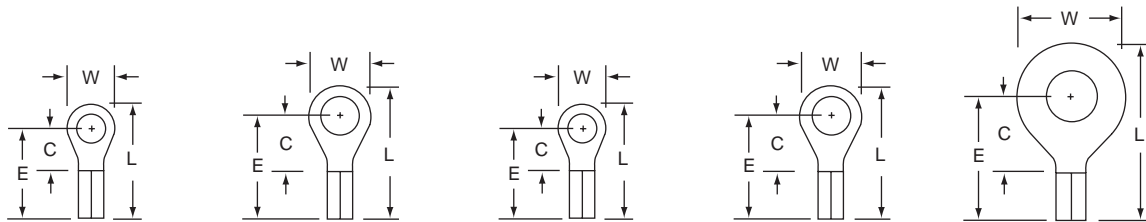


[†]Product Number ending in X = box; Product Number ending with K = bulk

High-Temperature Butted Seam Ring Tongue Terminals 900°F (482°C)

Product Number	UPC (054007-)	Wire Range (AWG)	Stud Size	W	C	L	E	Thickness	Barrel Length	Barrel I.D.
HT-11-6S	29353	22-18	6	0.25	0.22	0.60	0.47	0.030	0.25	0.070
HT-11-10	29354	22-18	10	0.33	0.29	0.70	0.54	0.030	0.25	0.070
HT-11-14†	29355	22-18	1/4	0.56	0.40	0.93	0.65	0.030	0.25	0.070
HT-12-6S	29356	16-14	6	0.25	0.22	0.60	0.47	0.030	0.25	0.090
HT-12-10	29357	16-14	10	0.33	0.29	0.70	0.54	0.030	0.25	0.090
HT-12-14	29358	16-14	1/4	0.56	0.40	0.93	0.65	0.030	0.25	0.090
HT-13-6†	29359	12-10	6	0.38	0.29	0.73	0.54	0.040	0.25	0.135
HT-13-10	29360	12-10	10	0.38	0.29	0.73	0.54	0.040	0.25	0.135
HT-13-14	29361	12-10	1/4	0.61	0.44	0.99	0.69	0.040	0.25	0.135
HT-13-38†	29362	12-10	3/8	0.61	0.44	0.99	0.69	0.040	0.25	0.135
HT-14-14S	29363	8	1/4	0.47	0.4	0.95	0.72	0.050	0.31	0.175
HT-15-38	29364	6	3/8	0.63	0.52	1.22	0.91	0.050	0.39	0.250
HT-16-38	29365	4	3/8	0.68	0.53	1.34	1.00	0.075	0.47	0.280

† Product not shown



HT-11-6S

Stud Size: 6
Wire Range: 22-18

HT-11-10

Stud Size: 10
Wire Range: 22-18

HT-12-6S

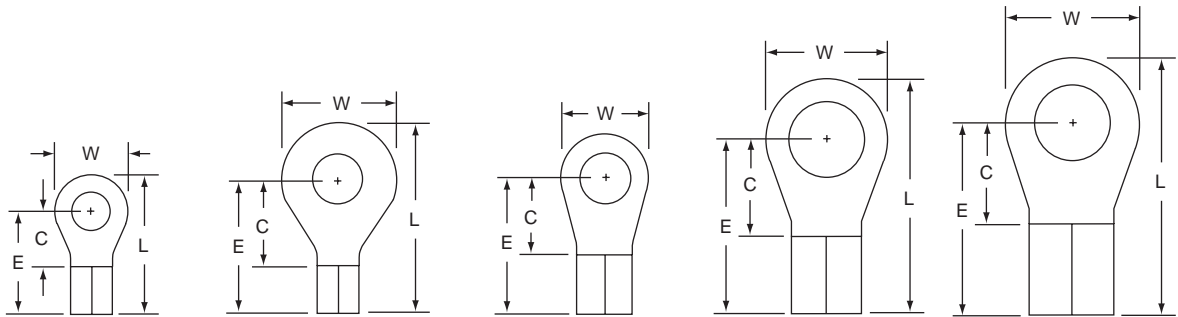
Stud Size: 6
Wire Range: 16-14

HT-12-10

Stud Size: 10
Wire Range: 16-14

HT-12-14

Stud Size: 1/4
Wire Range: 16-14



HT-13-10

Stud Size: 10
Wire Range: 12-10

HT-13-14

Stud Size: 1/4
Wire Range: 12-10

HT-14-14S

Stud Size: 1/4
Wire Range: 8

HT-15-38

Stud Size: 3/8
Wire Range: 6

HT-16-38

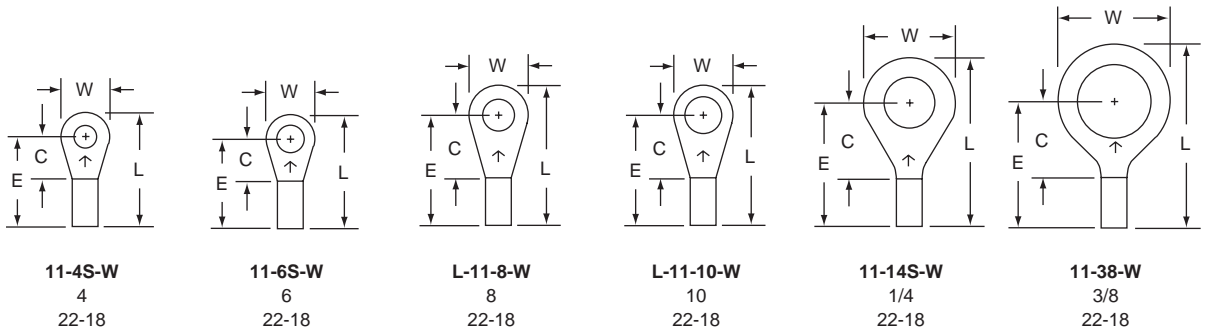
Stud Size: 3/8
Wire Range: 4

Non-Insulated Brazed Seam Ring Tongue Terminals 22-18 AWG



Product Number	UPC (054007-)	Wire Range (AWG)	Stud Size	W	C	L	E	Thickness	Barrel Length	Barrel I.D.
11-2S-W†	27927	22-18	2	0.25	0.23	0.60	0.48	0.030	0.25	0.070
11-4S-W	27928	22-18	4	0.25	0.23	0.60	0.48	0.030	0.25	0.070
11-6S-W	27930	22-18	6	0.25	0.22	0.60	0.47	0.030	0.25	0.070
L-11-6-W†	27933	22-18	6	0.31	0.33	0.74	0.58	0.030	0.25	0.070
11-8S-W†	27934	22-18	8	0.25	0.22	0.60	0.47	0.030	0.25	0.070
11-8-W†	27935	22-18	8	0.33	0.29	0.70	0.54	0.030	0.25	0.070
L-11-8-W	27936	22-18	8	0.31	0.33	0.74	0.58	0.030	0.25	0.070
11-10-W†	27937	22-18	10	0.33	0.29	0.70	0.54	0.030	0.25	0.070
L-11-10-W	27938	22-18	10	0.31	0.33	0.74	0.58	0.030	0.25	0.070
11-14S-W	27939	22-18	1/4	0.47	0.40	0.88	0.65	0.030	0.25	0.070
11-56S-W†	27941	22-18	5/16	0.47	0.40	0.88	0.65	0.030	0.25	0.070
11-38-W	27943	22-18	3/8	0.56	0.40	0.88	0.65	0.030	0.25	0.070

†Product not shown



Stud Size
Wire Range

11-4S-W
4
22-18

11-6S-W
6
22-18

L-11-8-W
8
22-18

L-11-10-W
10
22-18

11-14S-W
1/4
22-18

11-38-W
3/8
22-18

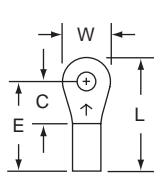
Non-Insulated Brazed Seam Ring Tongue Terminals 16-14 AWG



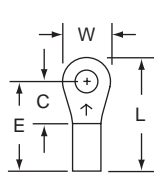
Phone 800/472 1190 Fax 800/262 6329

Product Number	UPC (054007-)	Wire Range (AWG)	Stud Size	W	C	L	E	Thickness	Barrel Length	Barrel I.D.
12-2S-W	28329	16-14	2	0.25	0.22	0.60	0.47	0.030	0.25	0.090
12-4S-W	28330	16-14	4	0.25	0.22	0.60	0.47	0.030	0.25	0.090
12-6S-W	28332	16-14	6	0.25	0.22	0.60	0.47	0.030	0.25	0.090
12-6-W†	28333	16-14	6	0.33	0.29	0.70	0.54	0.030	0.25	0.090
L-12-6-W	28334	16-14	6	0.31	0.33	0.74	0.58	0.030	0.25	0.090
12-8S-W†	28335	16-14	8	0.25	0.22	0.60	0.47	0.030	0.25	0.090
12-8-W†	28336	16-14	8	0.33	0.29	0.70	0.54	0.030	0.25	0.090
L-12-8-W	28337	16-14	8	0.31	0.33	0.74	0.58	0.030	0.25	0.090
12-10-W	28338	16-14	10	0.33	0.29	0.70	0.54	0.030	0.25	0.090
L-12-10-W	28339	16-14	10	0.31	0.33	0.74	0.58	0.030	0.25	0.090
12-14S-W	28340	16-14	1/4	0.47	0.40	0.89	0.65	0.030	0.25	0.090
12-14-W†	28341	16-14	1/4	0.56	0.40	0.93	0.65	0.030	0.25	0.090
12-56S-W	28342	16-14	5/16	0.47	0.40	0.88	0.65	0.030	0.25	0.090
12-56-W†	28343	16-14	5/16	0.56	0.40	0.93	0.65	0.030	0.25	0.090
12-38-W	28344	16-14	3/8	0.56	0.40	0.93	0.65	0.030	0.25	0.090

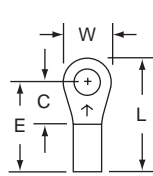
†Product not shown



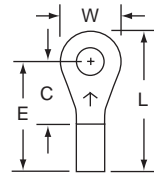
12-2S-W
Stud Size 2
Wire Range 16-14



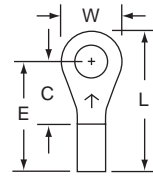
12-4S-W
Stud Size 4
Wire Range 16-14



12-6S-W
Stud Size 6
Wire Range 16-14

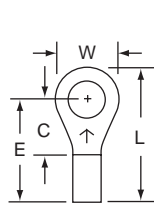


L-12-6-W
Stud Size 6
Wire Range 16-14

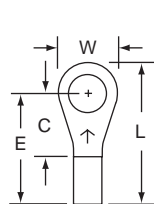


L-12-8-W
Stud Size 8
Wire Range 16-14

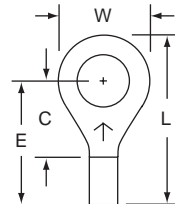
Stud Size
Wire Range



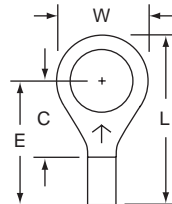
12-10-W
Stud Size 10
Wire Range 16-14



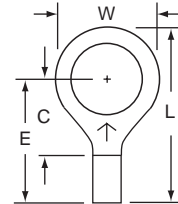
L-12-10-W
Stud Size 10
Wire Range 16-14



12-14S-W
Stud Size 1/4
Wire Range 16-14



12-56S-W
Stud Size 5/16
Wire Range 16-14



12-38-W
Stud Size 3/8
Wire Range 16-14

Stud Size
Wire Range

Non-Insulated Brazed Seam Ring Tongue Terminals 12-10 AWG



Product Number	UPC (054007-)	Wire Range (AWG)	Stud Size	W	C	L	E	Thickness	Barrel Length	Barrel I.D.
13-4S-W	28733	12-10	4	0.28	0.29	0.68	0.54	0.040	0.25	0.135
13-6S-W†	28734	12-10	6	0.28	0.29	0.68	0.54	0.040	0.25	0.135
13-6-W	28735	12-10	6	0.38	0.29	0.73	0.54	0.040	0.25	0.135
13-8S-W†	28736	12-10	8	0.28	0.29	0.68	0.54	0.040	0.25	0.135
13-8-W	28737	12-10	8	0.38	0.29	0.73	0.54	0.040	0.25	0.135
13-10-W	28738	12-10	10	0.38	0.29	0.73	0.54	0.040	0.25	0.135
13-14S-W	28739	12-10	1/4	0.54	0.44	0.96	0.69	0.040	0.25	0.135
13-14-W†	28740	12-10	1/4	0.59	0.44	0.99	0.69	0.040	0.25	0.135
13-56S-W	28741	12-10	5/16	0.54	0.44	0.96	0.69	0.040	0.25	0.135
13-56-W†	28742	12-10	5/16	0.59	0.44	0.99	0.69	0.040	0.25	0.135
13-38S-W	28743	12-10	3/8	0.54	0.44	0.96	0.69	0.040	0.25	0.135
13-38-W†	28744	12-10	3/8	0.59	0.44	0.99	0.69	0.040	0.25	0.135
13-716-W†	28745	12-10	7/16	0.75	0.57	1.19	0.82	0.040	0.25	0.135
13-500-W	28746	12-10	1/2	0.75	0.57	1.19	0.82	0.040	0.25	0.135

† Product not shown



13-4S-W
Stud Size: 4
Wire Range: 12-10



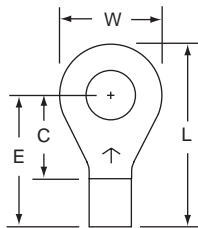
13-6-W
Stud Size: 6
Wire Range: 12-10



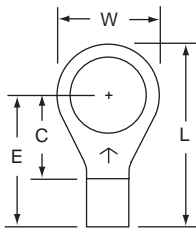
13-8-W
Stud Size: 8
Wire Range: 12-10



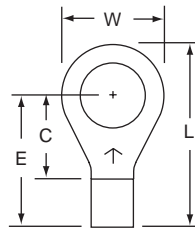
13-10-W
Stud Size: 10
Wire Range: 12-10



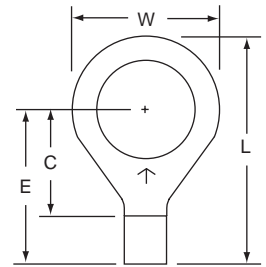
13-14S-W
Stud Size: 1/4
Wire Range: 12-10



13-56S-W
Stud Size: 5/16
Wire Range: 12-10



13-38S-W
Stud Size: 3/8
Wire Range: 12-10



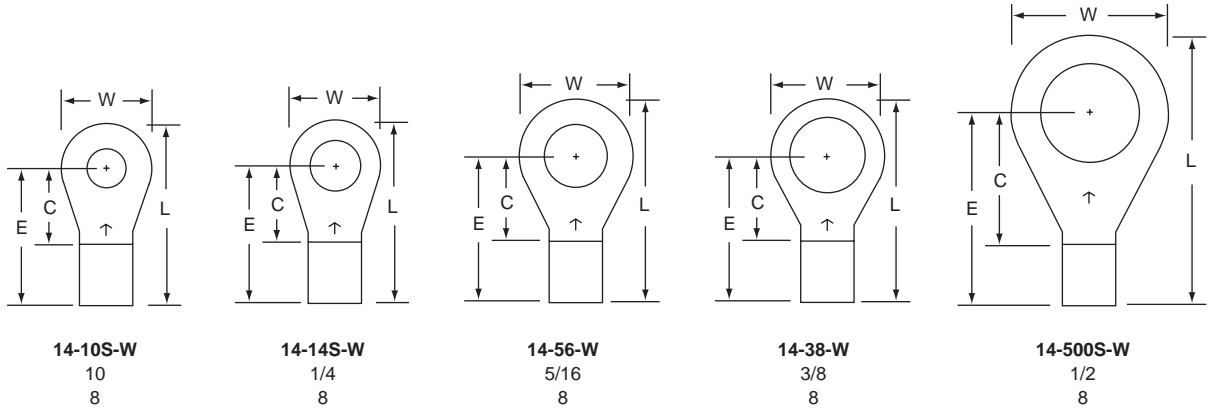
13-500-W
Stud Size: 1/2
Wire Range: 12-10

Non-Insulated Brazed Seam Ring Tongue Terminals 8 AWG



Product Number	UPC (054007-)	Wire Range (AWG)	Stud Size	W	C	L	E	Thickness	Barrel Length	Barrel I.D.
14-10S-W	29074	8	10	0.47	0.40	0.95	0.72	0.050	0.31	0.175
14-14S-W	29076	8	1/4	0.47	0.40	0.95	0.72	0.050	0.31	0.175
14-56-W	29078	8	5/16	0.59	0.45	1.06	0.77	0.050	0.31	0.175
14-38-W	29079	8	3/8	0.59	0.45	1.06	0.77	0.050	0.31	0.175
14-716S-W†	29080	8	7/16	0.81	0.69	1.41	1.00	0.050	0.31	0.175
14-500S-W	29082	8	1/2	0.81	0.69	1.41	1.00	0.050	0.31	0.175
14-58-W†	29084	8	5/8	1.13	1.02	1.90	1.33	0.050	0.31	0.175

† Product not shown

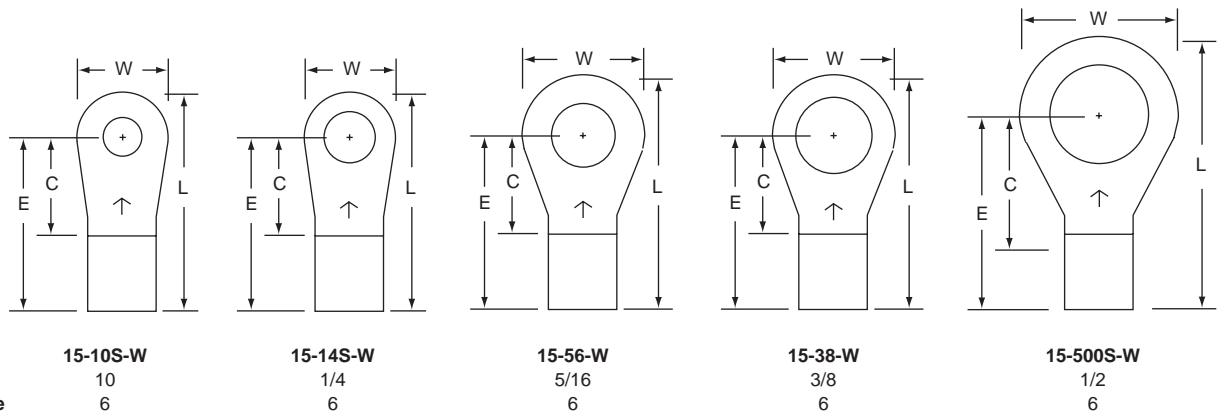


Non-Insulated Brazed Seam Ring Tongue Terminals 6 AWG



Product Number	UPC (054007-)	Wire Range (AWG)	Stud Size	W	C	L	E	Thickness	Barrel Length	Barrel I.D.
15-10S-W	29102	6	10	0.47	0.52	1.14	0.91	0.050	0.39	0.250
15-14S-W	29104	6	1/4	0.47	0.52	1.14	0.91	0.050	0.39	0.250
15-56-W	29106	6	5/16	0.63	0.52	1.22	0.91	0.050	0.39	0.250
15-38-W	29107	6	3/8	0.63	0.52	1.22	0.91	0.050	0.39	0.250
15-716S-W†	29108	6	7/16	0.81	0.63	1.42	1.02	0.050	0.39	0.250
15-500S-W	29110	6	1/2	0.81	0.63	1.42	1.02	0.050	0.39	0.250
15-58-W†	29112	6	5/8	1.13	1.02	1.97	1.41	0.050	0.39	0.250

† Product not shown

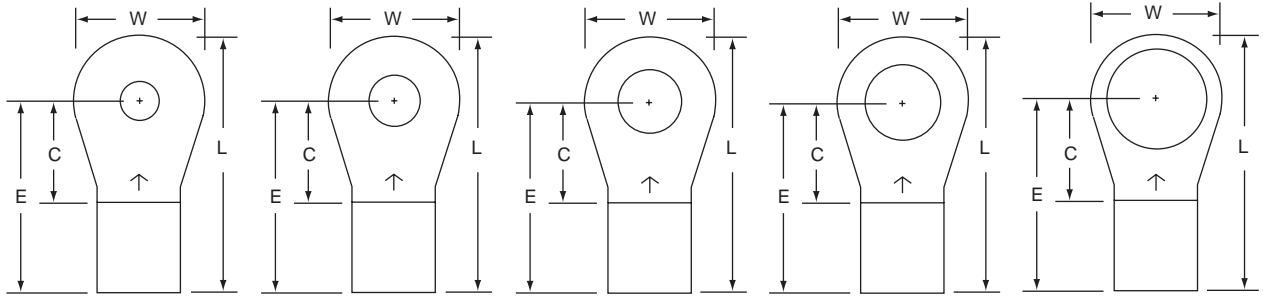


Non-Insulated Brazed Seam Ring Tongue Terminals 4 AWG



Product Number	UPC (054007-)	Wire Range (AWG)	Stud Size	W	C	L	E	Thickness	Barrel Length	Barrel I.D.
16-10-W	29130	4	10	0.68	0.53	1.34	1.00	0.075	0.47	0.280
16-14-W	29131	4	1/4	0.68	0.53	1.34	1.00	0.075	0.47	0.280
16-56-W	29132	4	5/16	0.68	0.53	1.34	1.00	0.075	0.47	0.280
16-38-W	29133	4	3/8	0.68	0.53	1.34	1.00	0.075	0.47	0.280
16-716S-W [†]	29134	4	7/16	0.68	0.53	1.34	1.00	0.075	0.47	0.280
16-500S-W	29136	4	1/2	0.68	0.53	1.34	1.00	0.075	0.47	0.280

[†] Product not shown

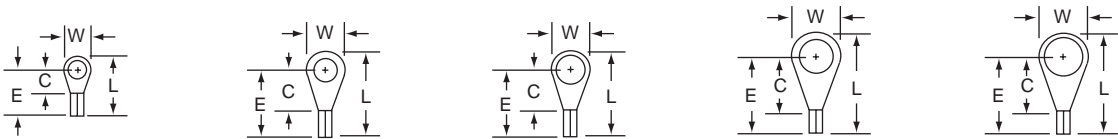


Stud Size	10	1/4	5/16	3/8	1/2
Wire Range	4	4	4	4	4

Non-Insulated Butted Seam Ring Tongue Terminals 26-24 AWG

Product Number	UPC (054007-)	Wire Range (AWG)	Stud Size	W	C	L	E	Thickness	Barrel Length	Barrel I.D.
10-0 [†]	27842	26-24	0	0.14	0.12	0.31	0.24	0.020	0.13	0.030
10-2	27843	26-24	2	0.14	0.12	0.31	0.24	0.020	0.13	0.030
10-4	27844	26-24	4	0.20	0.21	0.45	0.35	0.020	0.14	0.030
10-6	27845	26-24	6	0.20	0.21	0.45	0.35	0.020	0.14	0.030
10-8	27846	26-24	8	0.25	0.28	0.53	0.40	0.020	0.13	0.030
10-10	27847	26-24	10	0.25	0.28	0.53	0.40	0.020	0.13	0.030

[†] Product not shown



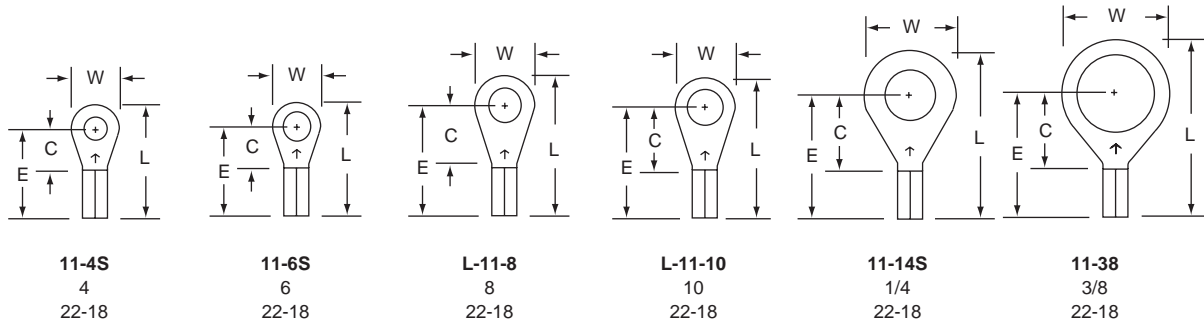
Stud Size	2	4	6	8	10
Wire Range	26-24	26-24	26-24	26-24	26-24

Non-Insulated Butted Seam Ring Tongue Terminals 22-18 AWG



Product Number	UPC (054007-)	Wire Range (AWG)	Stud Size	W	C	L	E	Thickness	Barrel Length	Barrel I.D.
11-2S†	27910	22-18	2	0.25	0.23	0.60	0.48	0.030	0.25	0.070
11-4S	27911	22-18	4	0.25	0.22	0.60	0.47	0.030	0.25	0.070
11-6S	27913	22-18	6	0.25	0.22	0.60	0.47	0.030	0.25	0.070
L-11-6	27916	22-18	6	0.31	0.33	0.74	0.58	0.030	0.25	0.070
11-8S†	27917	22-18	8	0.25	0.22	0.60	0.47	0.030	0.25	0.070
11-8†	27918	22-18	8	0.33	0.29	0.70	0.54	0.030	0.25	0.070
L-11-8†	27919	22-18	8	0.31	0.33	0.74	0.58	0.030	0.25	0.070
11-10†	27920	22-18	10	0.33	0.29	0.70	0.54	0.030	0.25	0.070
L-11-10	27921	22-18	10	0.31	0.33	0.74	0.58	0.030	0.25	0.070
11-14S	27922	22-18	1/4	0.47	0.40	0.88	0.65	0.030	0.25	0.070
11-56S†	27924	22-18	5/16	0.47	0.40	0.88	0.65	0.030	0.25	0.070
11-38	27926	22-18	3/8	0.56	0.40	0.93	0.65	0.030	0.25	0.070

† Product not shown

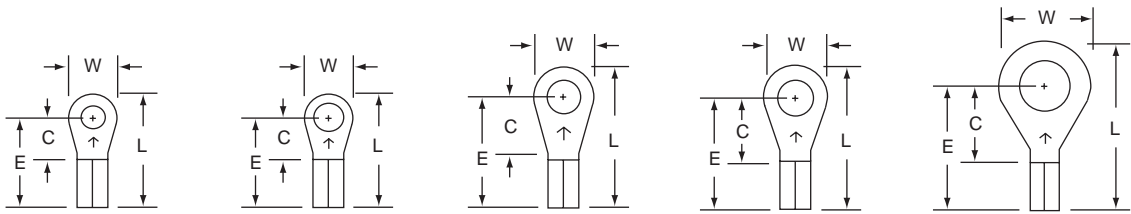


Non-Insulated Butted Seam Ring Tongue Terminals 16-14 AWG



Product Number	UPC (054007-)	Wire Range (AWG)	Stud Size	W	C	L	E	Thickness	Barrel Length	Barrel I.D.
12-2S†	28313	16-14	2	0.25	0.22	0.60	0.47	0.030	0.25	0.090
12-4S	28314	16-14	4	0.25	0.22	0.60	0.47	0.030	0.25	0.090
12-6S	28316	16-14	6	0.25	0.22	0.60	0.47	0.030	0.25	0.090
12-6†	28317	16-14	6	0.33	0.29	0.70	0.54	0.030	0.25	0.090
L-12-6†	28318	16-14	6	0.31	0.33	0.74	0.58	0.030	0.25	0.090
12-8S	28319	16-14	8	0.25	0.22	0.60	0.47	0.030	0.25	0.090
12-8†	28320	16-14	8	0.33	0.29	0.70	0.54	0.030	0.25	0.090
L-12-8†	28321	16-14	8	0.31	0.33	0.74	0.58	0.030	0.25	0.090
12-10†	28322	16-14	10	0.33	0.29	0.70	0.54	0.030	0.25	0.090
L-12-10	28323	16-14	10	0.31	0.33	0.74	0.58	0.030	0.25	0.090
12-14S	28324	16-14	1/4	0.47	0.40	0.89	0.65	0.030	0.25	0.090
12-14†	28325	16-14	1/4	0.56	0.40	0.93	0.65	0.030	0.25	0.090
12-56S†	28326	16-14	5/16	0.47	0.40	0.88	0.65	0.030	0.25	0.090
12-56†	28327	16-14	5/16	0.56	0.40	0.93	0.65	0.030	0.25	0.090
12-38†	28328	16-14	3/8	0.56	0.40	0.93	0.65	0.030	0.25	0.090

† Product not shown



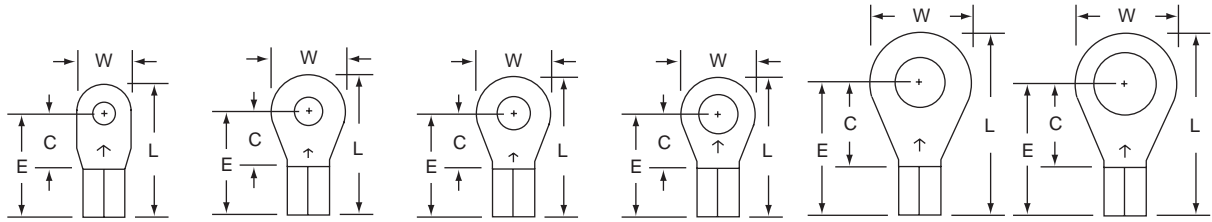
	12-4S	12-6S	12-8S	L-12-10	12-14S
Stud Size	4	6	8	10	1/4
Wire Range	16-14	16-14	16-14	16-14	16-14

Non-Insulated Butted Seam Ring Tongue Terminals 12-10 AWG



Product Number	UPC (054007-)	Wire Range (AWG)	Stud Size	W	C	L	E	Thickness	Barrel Length	Barrel I.D.
13-4S	28719	12-10	4	0.28	0.29	0.68	0.54	0.040	0.25	0.135
13-6S†	28720	12-10	6	0.28	0.29	0.68	0.54	0.040	0.25	0.135
13-6	28721	12-10	6	0.38	0.29	0.73	0.54	0.040	0.25	0.135
13-8S†	28722	12-10	8	0.28	0.29	0.68	0.54	0.040	0.25	0.135
13-8	28723	12-10	8	0.38	0.29	0.73	0.54	0.040	0.25	0.135
13-10	28724	12-10	10	0.38	0.29	0.73	0.54	0.040	0.25	0.135
13-14S	28725	12-10	1/4	0.53	0.44	0.96	0.69	0.040	0.25	0.135
13-14†	28726	12-10	1/4	0.59	0.44	0.99	0.69	0.040	0.25	0.135
13-56S	28727	12-10	5/16	0.53	0.44	0.96	0.69	0.040	0.25	0.135
13-56†	28728	12-10	5/16	0.59	0.44	0.99	0.69	0.040	0.25	0.135
13-38S†	28729	12-10	3/8	0.54	0.44	0.96	0.69	0.040	0.25	0.135
13-38†	28730	12-10	3/8	0.59	0.44	0.99	0.69	0.040	0.25	0.135
13-716†	28731	12-10	7/16	0.75	0.57	1.19	0.82	0.040	0.25	0.135
13-500†	28732	12-10	1/2	0.75	0.57	1.20	0.82	0.040	0.25	0.135

†Product not shown



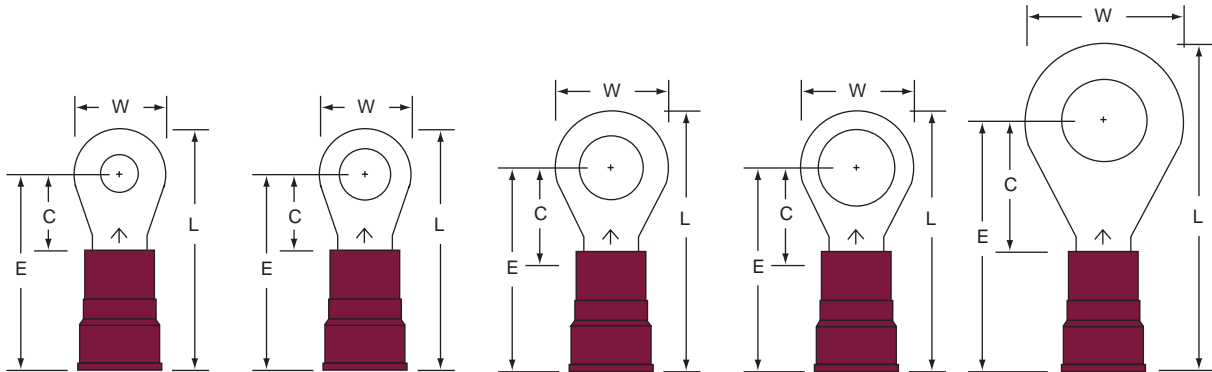
Product	Stud Size	Wire Range
13-4S	4	12-10
13-6	6	12-10
13-8	8	12-10
13-10	10	12-10
13-14S	1/4	12-10
13-56S	5/16	12-10

Nylon Insulated Brazed Seam Ring Tongue Terminals 8 AWG



Product Number	UPC (054007-)	Wire Range (AWG)	Stud Size	W	C	L	E	Thickness	Barrel Length	Barrel I.D.	Maximum Insulator Diameter
14-10S-WN	08231	8 (Red)	10	0.47	0.4	1.26	1.03	0.050	0.310	0.175	0.340
14-14S-WN	08233	8 (Red)	1/4	0.47	0.4	1.26	1.03	0.050	0.310	0.175	0.340
14-56-WN	08235	8 (Red)	5/16	0.59	0.45	1.38	1.08	0.050	0.310	0.175	0.340
14-38-WN	08236	8 (Red)	3/8	0.59	0.45	1.38	1.08	0.050	0.310	0.175	0.340
14-716S-WN†	08237	8 (Red)	7/16	0.81	0.69	1.72	1.32	0.050	0.310	0.175	0.340
14-500S-WN	08239	8 (Red)	1/2	0.81	0.69	1.72	1.32	0.050	0.310	0.175	0.340
14-58-WN†	08241	8 (Red)	5/8	1.13	1.02	2.20	1.65	0.050	0.310	0.175	0.340

†Product not shown



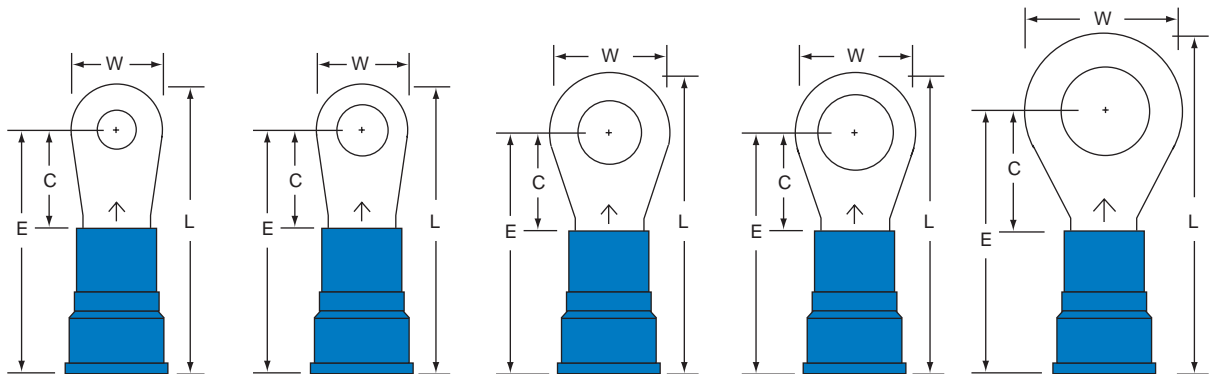
Product	Stud Size	Wire Range
14-10S-WN	10	8
14-14S-WN	1/4	8
14-56-WN	5/16	8
14-38-WN	3/8	8
14-500S-WN	1/2	8

Nylon Insulated Brazed Seam Ring Tongue Terminals 6 AWG



Product Number	UPC (054007-)	Wire Range (AWG)	Stud Size	W	C	L	E	Thickness	Barrel Length	Barrel I.D.	Maximum Insulator Diameter
15-10S-WN	08243	6	10	0.47	0.52	1.5	1.27	0.050	0.39	0.250	0.440
15-14S-WN	08245	6	1/4	0.47	0.52	1.5	1.27	0.050	0.39	0.250	0.440
15-56-WN	08247	6	5/16	0.63	0.52	1.58	1.27	0.050	0.39	0.250	0.440
15-38-WN	08248	6	3/8	0.63	0.52	1.58	1.27	0.050	0.39	0.250	0.440
15-716S-WN†	08249	6	7/16	0.81	0.63	1.78	1.38	0.050	0.39	0.250	0.440
15-500S-WN	08251	6	1/2	0.81	0.63	1.78	1.38	0.050	0.39	0.250	0.440
15-58-WN†	08253	6	5/8	1.13	1.02	2.33	1.77	0.050	0.39	0.250	0.440

† Product not shown



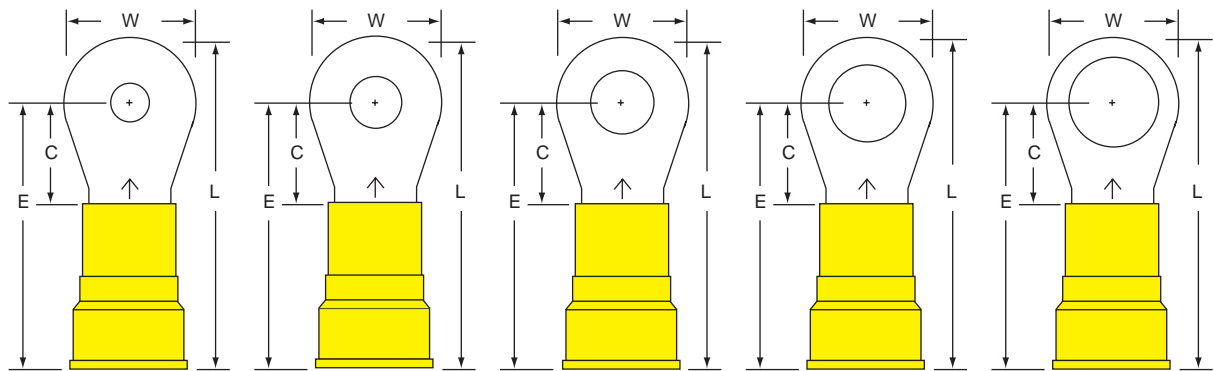
Product Number	Stud Size	Wire Range
15-10S-WN	10	6
15-14S-WN	1/4	6
15-56-WN	5/16	6
15-38-WN	3/8	6
15-500S-WN	1/2	6

Nylon Insulated Brazed Seam Ring Tongue Terminals 4 AWG



Product Number	UPC (054007-)	Wire Range (AWG)	Stud Size	W	C	L	E	Thickness	Barrel Length	Barrel I.D.	Maximum Insulator Diameter
16-10-WN	08255	4	10	0.68	0.53	1.74	1.41	0.075	0.47	0.280	0.515
16-14-WN	08256	4	1/4	0.68	0.53	1.74	1.41	0.075	0.47	0.280	0.515
16-56-WN	08257	4	5/16	0.68	0.53	1.74	1.41	0.075	0.47	0.280	0.515
16-38-WN	08258	4	3/8	0.68	0.53	1.74	1.41	0.075	0.47	0.280	0.515
16-716S-WN†	08259	4	7/16	0.68	0.53	1.74	1.41	0.075	0.47	0.280	0.515
16-500S-WN	08261	4	1/2	0.68	0.53	1.74	1.41	0.075	0.47	0.280	0.515

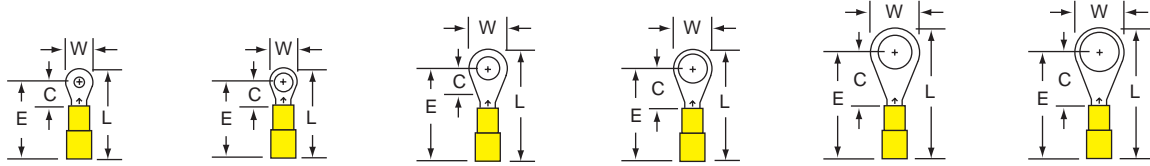
† Product not shown



Product Number	Stud Size	Wire Range
16-10-WN	10	4
16-14-WN	1/4	4
16-56-WN	5/16	4
16-38-WN	3/8	4
16-500S-WN	1/2	4

Nylon Insulated with Insulation Grip Ring Tongue Terminals 26-24 AWG

Product Number	UPC (054007-)	Wire Range (AWG)	Stud Size	W	C	L	E	Thickness	Barrel Length	Barrel I.D.	Maximum Insulator Diameter
10-0-NB	27830	26-24	0	0.14	0.12	0.47	0.40	0.020	0.13	0.030	0.093
10-2-NB	27831	26-24	2	0.14	0.12	0.47	0.40	0.020	0.13	0.030	0.093
10-4-NB	27832	26-24	4	0.20	0.21	0.60	0.49	0.020	0.14	0.030	0.093
10-6-NB	27833	26-24	6	0.20	0.21	0.60	0.49	0.020	0.14	0.030	0.093
10-8-NB	27834	26-24	8	0.25	0.28	0.69	0.56	0.020	0.13	0.030	0.093
10-10-NB	27835	26-24	10	0.25	0.28	0.69	0.56	0.020	0.13	0.030	0.093

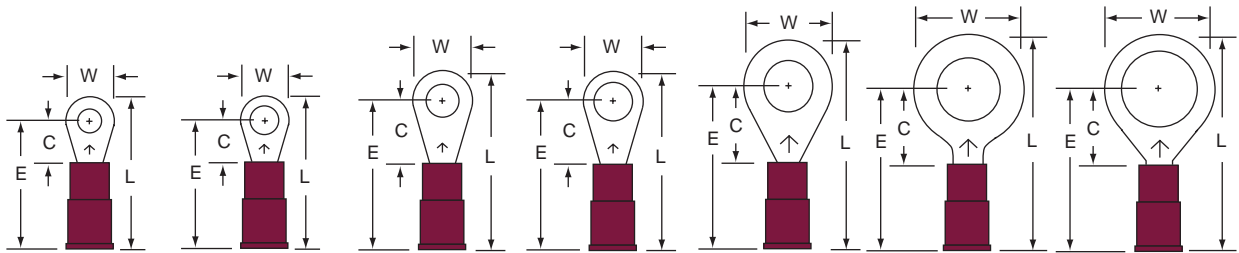


	10-0-NB	10-2-NB	10-4-NB	10-6-NB	10-8-NB	10-10-NB
Stud Size	0	2	4	6	8	10
Wire Range	26-24	26-24	26-24	26-24	26-24	26-24

Nylon Insulated with Insulation Grip Ring Tongue Terminals 22-18 AWG

Product Number	UPC (054007-)	Wire Range (AWG)	Stud Size	W	C	L	E	Thickness	Barrel Length	Barrel I.D.	Maximum Insulator Diameter
11-2S-NB [†]	27877	22-18	2	0.25	0.23	0.79	0.67	0.030	0.25	0.070	0.145
11-4S-NB	27878	22-18	4	0.25	0.22	0.79	0.66	0.030	0.25	0.070	0.145
11-6S-NB	27880	22-18	6	0.25	0.22	0.79	0.66	0.030	0.25	0.070	0.145
L-11-6-NB [†]	27882	22-18	6	0.31	0.33	0.92	0.77	0.030	0.25	0.070	0.145
11-8S-NB [†]	27883	22-18	8	0.25	0.22	0.79	0.66	0.030	0.25	0.070	0.145
11-8-NB [†]	27884	22-18	8	0.33	0.29	0.89	0.73	0.030	0.25	0.070	0.145
L-11-8-NB	27885	22-18	8	0.31	0.33	0.92	0.77	0.030	0.25	0.070	0.145
11-10-NB [†]	27886	22-18	10	0.33	0.29	0.89	0.73	0.030	0.25	0.070	0.145
L-11-10-NB	27887	22-18	10	0.31	0.33	0.92	0.77	0.030	0.25	0.070	0.145
11-14S-NB	27888	22-18	1/4	0.47	0.40	1.07	0.84	0.030	0.25	0.070	0.145
11-56S-NB	27890	22-18	5/16	0.47	0.40	1.07	0.84	0.030	0.25	0.070	0.145
11-38-NB	27892	22-18	3/8	0.56	0.40	1.12	0.84	0.030	0.25	0.070	0.145

[†] Product not shown



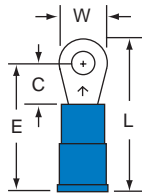
	11-4S-NB	11-6S-NB	L-11-8-NB	L-11-10-NB	11-14S-NB	11-56S-NB	11-38-NB
Stud Size	4	6	8	10	1/4	5/16	3/8
Wire Range	22-18	22-18	22-18	22-18	22-18	22-18	22-18

Nylon Insulated with Insulation Grip Ring Tongue Terminals 16-14 AWG



Product Number	UPC (054007-)	Wire Range (AWG)	Stud Size	W	C	L	E	Thickness	Barrel Length	Barrel I.D.	Maximum Insulator Diameter
12-2S-NB [†]	28281	16-14	2	0.25	0.22	0.81	0.68	0.030	0.25	0.090	0.170
12-4S-NB	28282	16-14	4	0.25	0.22	0.81	0.68	0.030	0.25	0.090	0.170
12-6S-NB	28284	16-14	6	0.25	0.22	0.81	0.68	0.030	0.25	0.090	0.170
12-6-NB [†]	28285	16-14	6	0.33	0.29	0.91	0.75	0.030	0.25	0.090	0.170
L-12-6-NB [†]	28286	16-14	6	0.31	0.33	0.94	0.79	0.030	0.25	0.090	0.170
12-8S-NB	28287	16-14	8	0.25	0.22	0.81	0.68	0.030	0.25	0.090	0.170
12-8-NB	28288	16-14	8	0.33	0.29	0.91	0.75	0.030	0.25	0.090	0.170
L-12-8-NB	28289	16-14	8	0.31	0.33	0.94	0.79	0.030	0.25	0.090	0.170
12-10-NB	28290	16-14	10	0.33	0.29	0.89	0.75	0.030	0.25	0.090	0.170
L-12-10-NB	28291	16-14	10	0.31	0.33	0.92	0.79	0.030	0.25	0.090	0.170
12-14S-NB	28292	16-14	1/4	0.47	0.40	1.09	0.86	0.030	0.25	0.090	0.170
12-14-NB [†]	28293	16-14	1/4	0.56	0.40	1.14	0.86	0.030	0.25	0.090	0.170
12-56S-NB	28294	16-14	5/16	0.47	0.40	1.09	0.86	0.030	0.25	0.090	0.170
12-56-NB [†]	28295	16-14	5/16	0.56	0.40	1.14	0.86	0.030	0.25	0.090	0.170
12-38-NB	28296	16-14	3/8	0.56	0.40	1.14	0.86	0.030	0.25	0.090	0.170

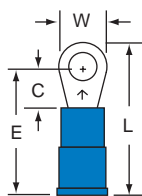
[†]Product not shown



12-4S-NB

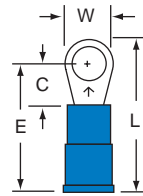
Stud Size
Wire Range

4
16-14



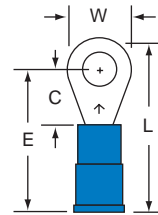
12-6S-NB

6
16-14



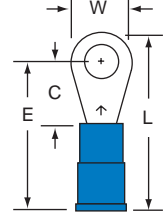
12-8S-NB

8
16-14



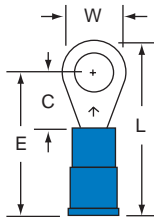
12-8-NB

8
16-14



L-12-8-NB

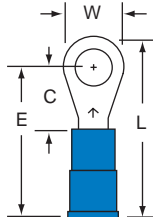
8
16-14



12-10-NB

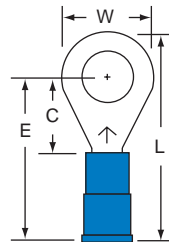
Stud Size
Wire Range

10
16-14



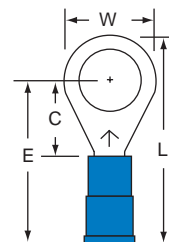
L-12-10-NB

10
16-14



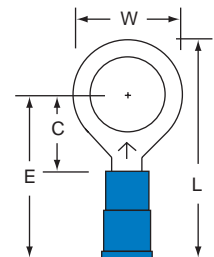
12-14S-NB

1/4
16-14



12-56S-NB

5/16
16-14

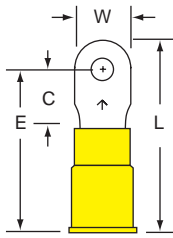


12-38-NB

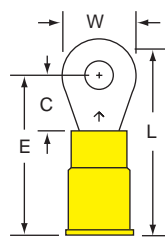
3/8
16-14

Product Number	UPC (054007-)	Wire Range (AWG)	Stud Size	W	C	L	E	Thickness	Barrel Length	Barrel I.D.	Maximum Insulator Diameter
13-4S-NB	28691	12-10	4	0.28	0.29	0.98	0.84	0.040	0.25	0.135	0.250
13-6S-NB†	28692	12-10	6	0.28	0.29	0.98	0.84	0.040	0.25	0.135	0.250
13-6-NB	28693	12-10	6	0.38	0.29	1.03	0.84	0.040	0.25	0.135	0.250
13-8S-NB†	28694	12-10	8	0.28	0.29	0.98	0.84	0.040	0.25	0.135	0.250
13-8-NB	28695	12-10	8	0.38	0.29	1.03	0.84	0.040	0.25	0.135	0.250
13-10-NB	28696	12-10	10	0.38	0.29	1.03	0.84	0.040	0.25	0.135	0.250
13-14S-NB	28697	12-10	1/4	0.53	0.44	1.26	0.99	0.040	0.25	0.135	0.250
13-14-NB†	28698	12-10	1/4	0.59	0.44	1.29	0.99	0.040	0.25	0.135	0.250
13-56S-NB	28699	12-10	5/16	0.53	0.44	1.26	0.99	0.040	0.25	0.135	0.250
13-56-NB†	28700	12-10	5/16	0.59	0.44	1.29	0.99	0.040	0.25	0.135	0.250
13-38S-NB	28701	12-10	3/8	0.54	0.44	1.26	0.99	0.040	0.25	0.135	0.250
13-38-NB†	28702	12-10	3/8	0.59	0.44	1.29	0.99	0.040	0.25	0.135	0.250
13-716-NB†	28703	12-10	7/16	0.75	0.57	1.49	1.12	0.040	0.25	0.135	0.250
13-500-NB†	28704	12-10	1/2	0.75	0.57	1.50	1.12	0.040	0.25	0.135	0.250

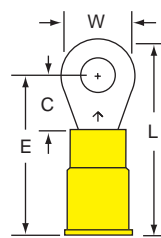
†Product not shown



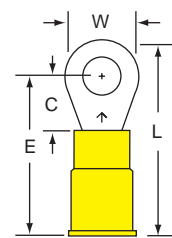
13-4S-NB
Stud Size
4
Wire Range
12-10



13-6-NB
Stud Size
6
Wire Range
12-10

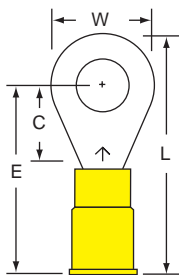


13-8-NB
Stud Size
8
Wire Range
12-10

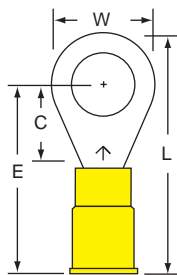


13-10-NB
Stud Size
10
Wire Range
12-10

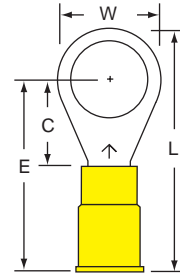
Stud Size
Wire Range



13-14S-NB
Stud Size
1/4
Wire Range
12-10



13-56S-NB
Stud Size
5/16
Wire Range
12-10



13-38S-NB
Stud Size
3/8
Wire Range
12-10

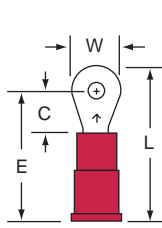
Stud Size
Wire Range

Vinyl Insulated Butted Seam Ring Tongue Terminals 22-18 AWG



Product Number	UPC (054007-)	Wire Range (AWG)	Stud Size	W	C	L	E	Thickness	Barrel Length	Barrel I.D.	Maximum Insulator Diameter
11-2S-P	27893	22-18	2	0.25	0.23	0.80	0.68	0.030	0.25	0.070	0.145
11-4S-P	27894	22-18	4	0.25	0.22	0.80	0.67	0.030	0.25	0.070	0.145
11-6S-P	27896	22-18	6	0.25	0.22	0.80	0.67	0.030	0.25	0.070	0.145
L-11-6-P [†]	27899	22-18	6	0.31	0.33	0.93	0.78	0.030	0.25	0.070	0.145
11-8S-P [†]	27900	22-18	8	0.25	0.22	0.80	0.67	0.030	0.25	0.070	0.145
11-8-P [†]	27901	22-18	8	0.33	0.29	0.90	0.74	0.030	0.25	0.070	0.145
L-11-8-P	27902	22-18	8	0.31	0.33	0.93	0.78	0.030	0.25	0.070	0.145
11-10-P [†]	27903	22-18	10	0.33	0.29	0.90	0.74	0.030	0.25	0.070	0.145
L-11-10-P	27904	22-18	10	0.31	0.33	0.93	0.78	0.030	0.25	0.070	0.145
11-14S-P	27905	22-18	1/4	0.47	0.40	1.08	0.85	0.030	0.25	0.070	0.145
11-56S-P	27907	22-18	5/16	0.47	0.40	1.08	0.85	0.030	0.25	0.070	0.145
11-38-P	27909	22-18	3/8	0.56	0.40	1.13	0.85	0.030	0.25	0.070	0.145

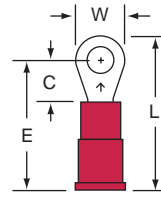
[†]Product not shown



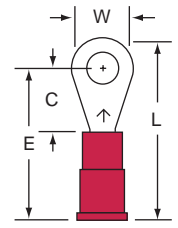
11-2S-P
Stud Size
2
Wire Range
22-18



11-4S-P
Stud Size
4
Wire Range
22-18



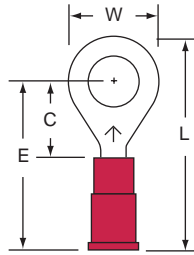
11-6S-P
Stud Size
6
Wire Range
22-18



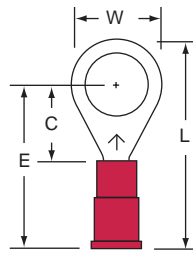
L-11-8-P
Stud Size
8
Wire Range
22-18



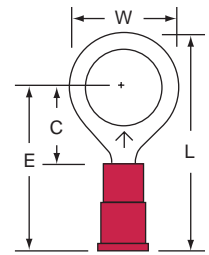
L-11-10-P
Stud Size
10
Wire Range
22-18



11-14S-P
Stud Size
1/4
Wire Range
22-18



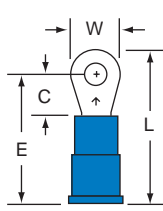
11-56S-P
Stud Size
5/16
Wire Range
22-18



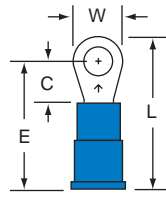
11-38-P
Stud Size
3/8
Wire Range
22-18

Product Number	UPC (054007-)	Wire Range (AWG)	Stud Size	W	C	L	E	Thickness	Barrel Length	Barrel I.D.	Maximum Insulator Diameter
12-2S-P†	28297	16-14	2	0.25	0.22	0.80	0.67	0.030	0.25	0.090	0.170
12-4S-P	28298	16-14	4	0.25	0.22	0.80	0.67	0.030	0.25	0.090	0.170
12-6S-P	28300	16-14	6	0.25	0.22	0.80	0.67	0.030	0.25	0.090	0.170
12-6-P†	28301	16-14	6	0.33	0.29	0.90	0.74	0.030	0.25	0.090	0.170
L-12-6-P†	28302	16-14	6	0.31	0.33	0.93	0.78	0.030	0.25	0.090	0.170
12-8S-P	28303	16-14	8	0.25	0.22	0.80	0.67	0.030	0.25	0.090	0.170
12-8-P	28304	16-14	8	0.33	0.29	0.90	0.74	0.030	0.25	0.090	0.170
L-12-8-P	28305	16-14	8	0.31	0.33	0.93	0.78	0.030	0.25	0.090	0.170
12-10-P	28306	16-14	10	0.33	0.29	0.90	0.74	0.030	0.25	0.090	0.170
L-12-10-P	28307	16-14	10	0.31	0.33	0.93	0.78	0.030	0.25	0.090	0.170
12-14S-P†	28308	16-14	1/4	0.47	0.40	1.08	0.85	0.030	0.25	0.090	0.170
12-14-P	28309	16-14	1/4	0.56	0.40	1.13	0.85	0.030	0.25	0.090	0.170
12-56S-P	28310	16-14	5/16	0.47	0.40	1.08	0.85	0.030	0.25	0.090	0.170
12-56-P†	28311	16-14	5/16	0.56	0.40	1.13	0.85	0.030	0.25	0.090	0.170
12-38-P	28312	16-14	3/8	0.56	0.40	1.13	0.85	0.030	0.25	0.090	0.170

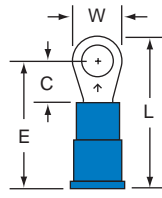
†Product not shown



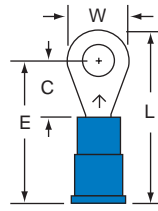
12-4S-P
Stud Size 4
Wire Range 16-14



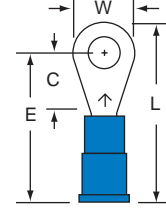
12-6S-P
Stud Size 6
Wire Range 16-14



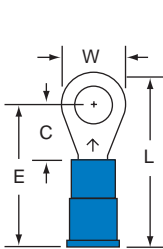
12-8S-P
Stud Size 8
Wire Range 16-14



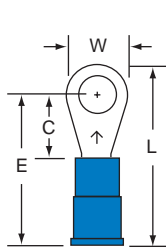
12-8-P
Stud Size 8
Wire Range 16-14



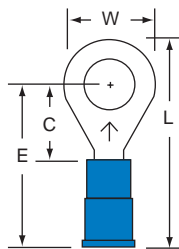
L-12-8-P
Stud Size 8
Wire Range 16-14



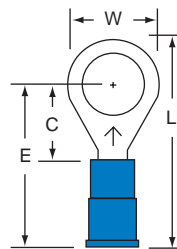
12-10-P
Stud Size 10
Wire Range 16-14



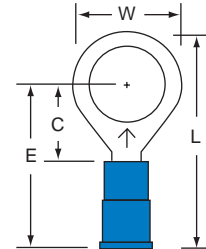
L-12-10-P
Stud Size 10
Wire Range 16-14



12-14-P
Stud Size 1/4
Wire Range 16-14



12-56S-P
Stud Size 5/16
Wire Range 16-14



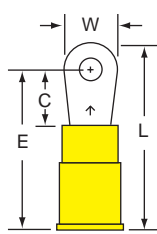
12-38-P
Stud Size 3/8
Wire Range 16-14

Vinyl Insulated Butted Seam Ring Tongue Terminals 12-10 AWG

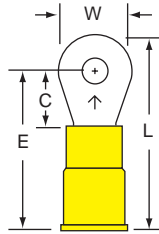


Product Number	UPC (054007-)	Wire Range (AWG)	Stud Size	W	C	L	E	Thickness	Barrel Length	Barrel I.D.	Maximum Insulator Diameter
13-4S-P	28705	12-10	4	0.28	0.29	0.98	0.84	0.040	0.25	0.135	0.250
13-6S-P†	28706	12-10	6	0.28	0.29	0.98	0.84	0.040	0.25	0.135	0.250
13-6-P	28707	12-10	6	0.38	0.29	1.03	0.84	0.040	0.25	0.135	0.250
13-8S-P†	28708	12-10	8	0.28	0.29	0.98	0.84	0.040	0.25	0.135	0.250
13-8-P	28709	12-10	8	0.38	0.29	1.03	0.84	0.040	0.25	0.135	0.250
13-10-P	28710	12-10	10	0.38	0.29	1.03	0.84	0.040	0.25	0.135	0.250
13-14S-P	28711	12-10	1/4	0.53	0.44	1.26	0.99	0.040	0.25	0.135	0.250
13-14-P†	28712	12-10	1/4	0.59	0.44	1.29	0.99	0.040	0.25	0.135	0.250
13-56S-P	28713	12-10	5/16	0.53	0.44	1.26	0.99	0.040	0.25	0.135	0.250
13-56-P†	28714	12-10	5/16	0.59	0.44	1.29	0.99	0.040	0.25	0.135	0.250
13-38S-P	28715	12-10	3/8	0.54	0.44	1.26	0.99	0.040	0.25	0.135	0.250
13-38-P†	28716	12-10	3/8	0.59	0.44	1.29	0.99	0.040	0.25	0.135	0.250
13-716-P†	28717	12-10	7/16	0.75	0.57	1.49	1.12	0.040	0.25	0.135	0.250
13-500-P†	28718	12-10	1/2	0.75	0.57	1.50	1.12	0.040	0.25	0.135	0.250

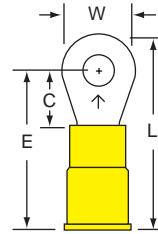
†Product not shown



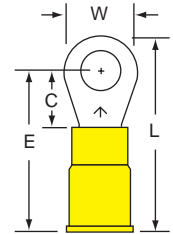
13-4S-P
Stud Size: 4
Wire Range: 12-10



13-6-P
Stud Size: 6
Wire Range: 12-10



13-8-P
Stud Size: 8
Wire Range: 12-10

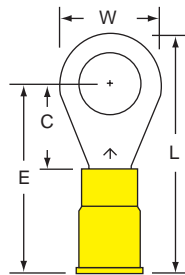


13-10-P
Stud Size: 10
Wire Range: 12-10

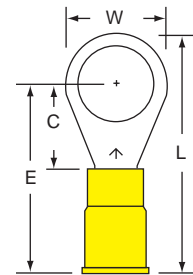
Stud Size
Wire Range



13-14S-P
Stud Size: 1/4
Wire Range: 12-10



13-56S-P
Stud Size: 5/16
Wire Range: 12-10



13-38S-P
Stud Size: 3/8
Wire Range: 12-10

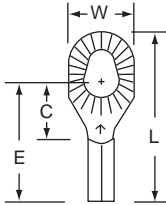
Stud Size
Wire Range

Non-Insulated Butted Seam Multi-Stud Ring Tongue Terminals



Product Number	UPC (054007-)	Wire Range (AWG)	Stud Size	W	C	L	E	Thickness	Barrel Length	Barrel I.D.
11-26†	29895	22-18	2, 4, 6	0.28	0.28	0.74	0.53	0.030	0.25	0.070
11-610	29638	22-18	6, 8, 10	0.34	0.31	0.81	0.56	0.030	0.25	0.070
12-26†	29896	16-14	2, 4, 6	0.28	0.28	0.74	0.53	0.030	0.25	0.090
12-610	29642	16-14	6, 8, 10	0.34	0.31	0.81	0.56	0.030	0.25	0.090
13-610	29646	12-10	6, 8, 10	0.39	0.35	0.89	0.60	0.040	0.25	0.135

†Product not shown



11-610
Stud Size 6, 8, 10
Wire Range 22-18



12-610
Stud Size 6, 8, 10
Wire Range 16-14



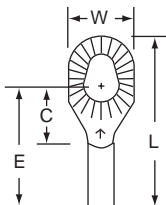
13-610
Stud Size 6, 8, 10
Wire Range 12-10

Non-Insulated Brazed Seam Multi-Stud Ring Tongue Terminals

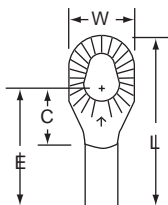


Product Number	UPC (054007-)	Wire Range (AWG)	Stud Size	W	C	L	E	Thickness	Barrel Length	Barrel I.D.
11-26-W†	29893	22-18	2, 4, 6	0.28	0.28	0.74	0.53	0.030	0.25	0.070
11-610-W	29639	22-18	6, 8, 10	0.34	0.31	0.81	0.56	0.030	0.25	0.070
12-26-W†	29894	16-14	2, 4, 6	0.28	0.28	0.74	0.53	0.030	0.25	0.090
12-610-W	29670	16-14	6, 8, 10	0.34	0.31	0.81	0.56	0.030	0.25	0.090
13-610-W	29647	12-10	6, 8, 10	0.39	0.35	0.89	0.60	0.040	0.25	0.135

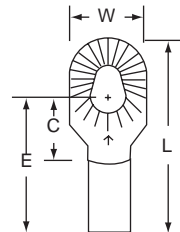
†Product not shown



11-610-W
Stud Size 6, 8, 10
Wire Range 22-18



12-610-W
Stud Size 6, 8, 10
Wire Range 16-14



13-610-W
Stud Size 6, 8, 10
Wire Range 12-10

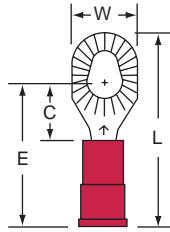
Stud Size
Wire Range

Vinyl Insulated Butted Seam Multi-Stud Ring Tongue Terminals

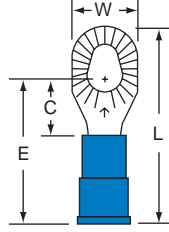


Product Number	UPC (054007-)	Wire Range (AWG)	Stud Size	W	C	L	E	Thickness	Barrel Length	Barrel I.D.	Maximum Insulator Diameter
11-26-P†	29897	22-18	2, 4, 6	0.28	0.28	0.94	0.73	0.030	0.25	0.070	0.145
11-610-P	29640	22-18	6, 8, 10	0.34	0.31	1.01	0.76	0.030	0.25	0.070	0.145
12-26-P†	29898	16-14	2, 4, 6	0.28	0.28	0.94	0.73	0.030	0.25	0.090	0.170
12-610-P	29643	16-14	6, 8, 10	0.34	0.31	1.01	0.76	0.030	0.25	0.090	0.170
13-610-P	29648	12-10	6, 8, 10	0.39	0.35	1.19	0.80	0.040	0.25	0.135	0.250

†Product not shown



11-610-P
Stud Size: 6, 8, 10
Wire Range: 22-18



12-610-P
Stud Size: 6, 8, 10
Wire Range: 16-14



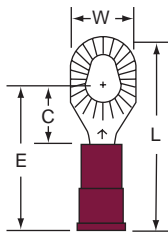
13-610-P
Stud Size: 6, 8, 10
Wire Range: 12-10

Nylon Insulated with Insulation Grip Multi-Stud Ring Tongue Terminals

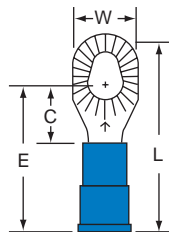


Product Number	UPC (054007-)	Wire Range (AWG)	Stud Size	W	C	L	E	Thickness	Barrel Length	Barrel I.D.	Maximum Insulator Diameter
11-26-NB†	29901	22-18	2, 4, 6	0.28	0.28	0.93	0.72	0.030	0.25	0.070	0.145
11-610-NB	29641	22-18	6, 8, 10	0.34	0.31	1.00	0.75	0.030	0.25	0.070	0.145
12-26-NB†	29902	16-14	2, 4, 6	0.28	0.28	0.95	0.74	0.030	0.25	0.090	0.170
12-610-NB	29644	16-14	6, 8, 10	0.34	0.31	1.02	0.77	0.030	0.25	0.090	0.170
13-610-NB	29649	12-10	6, 8, 10	0.39	0.35	1.19	0.80	0.040	0.25	0.135	0.250

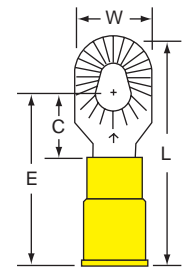
†Product not shown



11-610-NB
Stud Size: 6, 8, 10
Wire Range: 22-18



12-610-NB
Stud Size: 6, 8, 10
Wire Range: 16-14

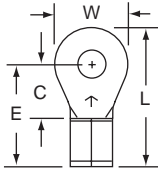


13-610-NB
Stud Size: 6, 8, 10
Wire Range: 12-10

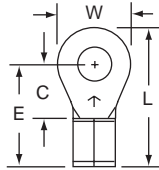
Heavy-Duty Non-Insulated Butted Seam Ring Tongue Terminals



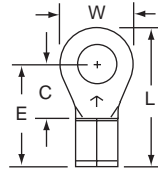
Product Number	UPC (054007-)	Wire Range (AWG)	Stud Size	W	C	L	E	Thickness	Barrel Length	Barrel I.D.
123-6	28930	16-12	6	0.38	0.29	0.73	0.54	0.050	0.25	0.110
123-8	28932	16-12	8	0.38	0.29	0.73	0.54	0.050	0.25	0.110
123-10	28933	16-12	10	0.38	0.29	0.73	0.54	0.050	0.25	0.110
123-14	28935	16-12	1/4	0.61	0.44	0.99	0.69	0.050	0.25	0.110
123-56	28937	16-12	5/16	0.61	0.44	0.99	0.69	0.050	0.25	0.110
123-38	28939	16-12	3/8	0.61	0.44	0.99	0.69	0.050	0.25	0.110
123-716	28940	16-12	7/16	0.75	0.57	1.19	0.82	0.050	0.25	0.110
123-500	28941	16-12	1/2	0.75	0.57	1.20	0.82	0.050	0.25	0.110



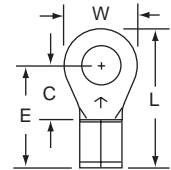
123-6
Stud Size
6
Wire Range
16-12



123-8
Stud Size
8
Wire Range
16-12

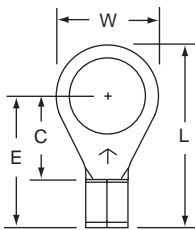


123-10
Stud Size
10
Wire Range
16-12

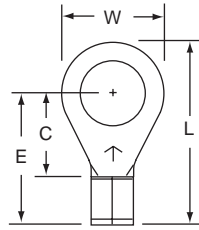


123-14
Stud Size
1/4
Wire Range
16-12

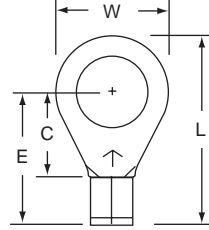
Stud Size
Wire Range



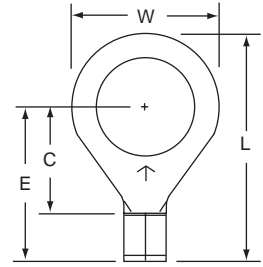
123-56
Stud Size
5/16
Wire Range
16-12



123-38
Stud Size
3/8
Wire Range
16-12



123-716
Stud Size
7/16
Wire Range
16-12



123-500
Stud Size
1/2
Wire Range
16-12

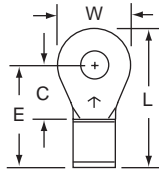
Stud Size
Wire Range

Heavy-Duty Non-Insulated Brazed Seam Ring Tongue Terminals

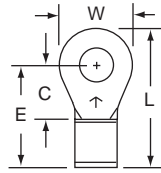


Product Number	UPC (054007-)	Wire Range (AWG)	Stud Size	W	C	L	E	Thickness	Barrel Length	Barrel I.D.
123-6S-W [†]	28943	16-12	6	0.28	0.29	0.68	0.54	0.050	0.25	0.110
123-6-W	28944	16-12	6	0.38	0.29	0.73	0.54	0.050	0.25	0.110
123-8-W	28946	16-12	8	0.38	0.29	0.73	0.54	0.050	0.25	0.110
123-10-W	28947	16-12	10	0.38	0.29	0.73	0.54	0.050	0.25	0.110
123-14-W	28949	16-12	1/4	0.61	0.44	0.99	0.69	0.050	0.25	0.110
123-56-W	28951	16-12	5/16	0.61	0.44	0.99	0.69	0.050	0.25	0.110
123-38-W	28953	16-12	3/8	0.61	0.44	0.99	0.69	0.050	0.25	0.110
123-716-W	28954	16-12	7/16	0.75	0.57	1.19	0.82	0.050	0.25	0.110
123-500-W	28955	16-12	1/2	0.75	0.57	1.19	0.82	0.050	0.25	0.110

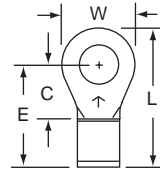
[†]Product not shown



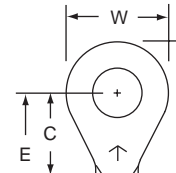
123-6-W
Stud Size: 6
Wire Range: 16-12



123-8-W
Stud Size: 8
Wire Range: 16-12

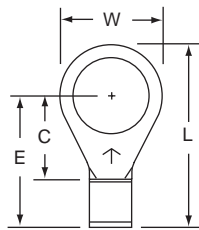


123-10-W
Stud Size: 10
Wire Range: 16-12

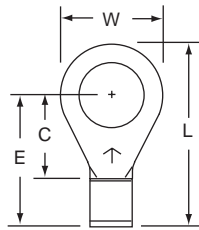


123-14-W
Stud Size: 1/4
Wire Range: 16-12

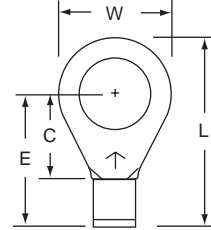
Stud Size
Wire Range



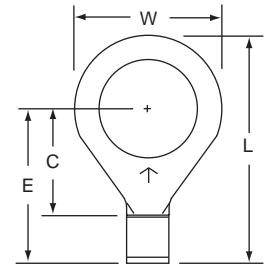
123-56-W
Stud Size: 5/16
Wire Range: 16-12



123-38-W
Stud Size: 3/8
Wire Range: 16-12



123-716-W
Stud Size: 7/16
Wire Range: 16-12



123-500-W
Stud Size: 1/2
Wire Range: 16-12

Stud Size
Wire Range

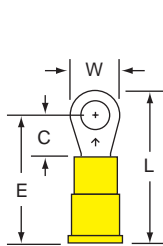
[†]Product Number ending in X = box; Product Number ending with K = bulk

Heavy-Duty Vinyl Insulated Butted Seam Ring Tongue Terminals

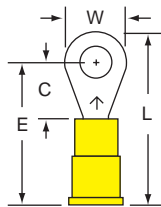


Product Number	UPC (054007-)	Wire Range (AWG)	Stud Size	W	C	L	E	Thickness	Barrel Length	Barrel I.D.	Maximum Insulator Diameter
123-6S-P†	28915	16-12	6	0.28	0.29	0.98	0.84	0.050	0.25	0.110	0.250
123-6-P	28916	16-12	6	0.38	0.29	1.03	0.84	0.050	0.25	0.110	0.250
123-8S-P†	28903	16-12	8	0.28	0.29	0.98	0.84	0.050	0.25	0.110	0.250
123-8-P	28918	16-12	8	0.38	0.29	1.03	0.84	0.050	0.25	0.110	0.250
123-10-P	28919	16-12	10	0.38	0.29	1.03	0.84	0.050	0.25	0.110	0.250
123-14-P	28921	16-12	1/4	0.61	0.44	1.29	0.99	0.050	0.25	0.110	0.250
123-56-P	28923	16-12	5/16	0.61	0.44	1.29	0.99	0.050	0.25	0.110	0.250
123-38-P	28925	16-12	3/8	0.61	0.44	1.29	0.99	0.050	0.25	0.110	0.250
123-716-P	28926	16-12	7/16	0.75	0.57	1.49	1.12	0.050	0.25	0.110	0.250
123-500-P	28927	16-12	1/2	0.75	0.57	1.50	1.12	0.050	0.25	0.110	0.250

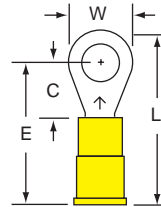
†Product not shown



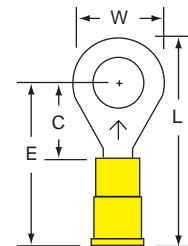
123-6-P
Stud Size
6
Wire Range
16-12



123-8-P
Stud Size
8
Wire Range
16-12

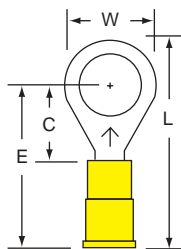


123-10-P
Stud Size
10
Wire Range
16-12

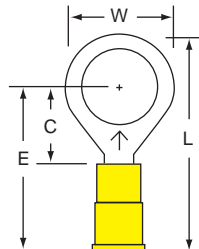


123-14-P
Stud Size
1/4
Wire Range
16-12

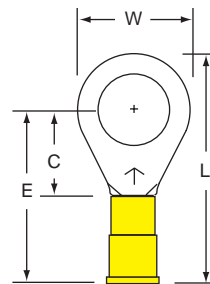
Stud Size
Wire Range



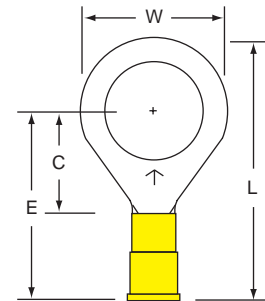
123-56-P
Stud Size
5/16
Wire Range
16-12



123-38-P
Stud Size
3/8
Wire Range
16-12



123-716-P
Stud Size
7/16
Wire Range
16-12



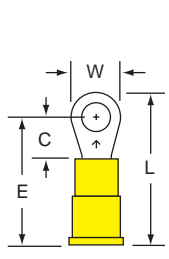
123-500-P
Stud Size
1/2
Wire Range
16-12

Stud Size
Wire Range

Heavy-Duty Nylon Insulated with Insulation Grip Ring Tongue Terminals

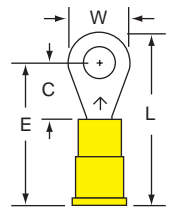
Product Number	UPC (054007-)	Wire Range (AWG)	Stud Size	W	C	L	E	Thickness	Barrel Length	Barrel I.D.	Maximum Insulator Diameter
123-6S-NB [†]	28901	16-12	6	0.28	0.29	0.98	0.84	0.050	0.25	0.110	0.250
123-6-NB	28902	16-12	6	0.38	0.29	1.03	0.84	0.050	0.25	0.110	0.250
123-8S-NB [†]	28903	16-12	8	0.28	0.29	0.98	0.84	0.050	0.25	0.110	0.250
123-8-NB	28904	16-12	8	0.38	0.29	1.03	0.84	0.050	0.25	0.110	0.250
123-10-NB	28905	16-12	10	0.38	0.29	1.03	0.84	0.050	0.25	0.110	0.250
123-14-NB	28907	16-12	1/4	0.61	0.44	1.29	0.99	0.050	0.25	0.110	0.250
123-56-NB	28909	16-12	5/16	0.61	0.44	1.29	0.99	0.050	0.25	0.110	0.250
123-38-NB	28911	16-12	3/8	0.61	0.44	1.29	0.99	0.050	0.25	0.110	0.250
123-716-NB	28912	16-12	7/16	0.75	0.57	1.49	1.12	0.050	0.25	0.110	0.250
123-500-NB	28913	16-12	1/2	0.75	0.57	1.50	1.12	0.050	0.25	0.110	0.250

[†]Product not shown

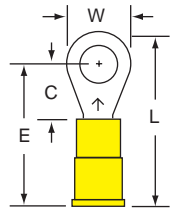


123-6-NB
6
16-12

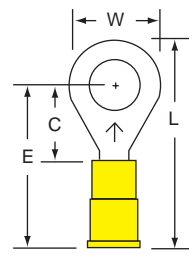
Stud Size
Wire Range



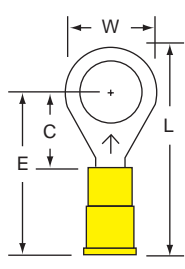
123-8-NB
8
16-12



123-10-NB
10
16-12

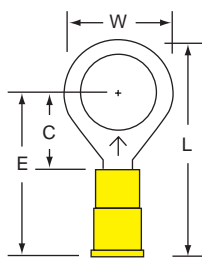


123-14-NB
1/4
16-12

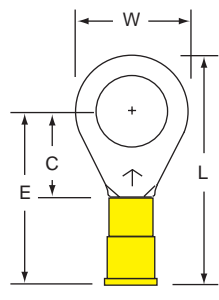


123-56-NB
5/16
16-12

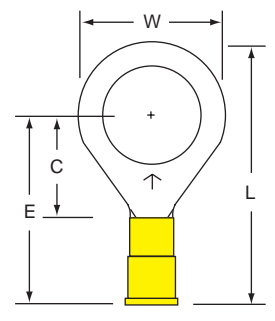
Stud Size
Wire Range



123-38-NB
3/8
16-12



123-716-NB
7/16
16-12

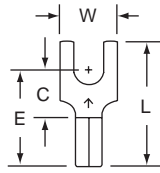


123-500-NB
1/2
16-12

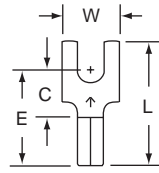
[†]Product Number ending in X = box; Product Number ending with K = bulk

High-Temperature Butted Seam Block Fork Terminals 900°F (482°C)

Product Number	UPC (054007-)	Wire Range (AWG)	Stud Size	W	C	L	E	Thickness	Barrel Length	Barrel I.D.
HT-BS-31-6	29601	22-18	6	0.30	0.25	0.65	0.50	0.030	0.25	0.070
HT-BS-32-6	29602	16-14	6	0.30	0.25	0.65	0.50	0.030	0.25	0.090



HT-BS-31-6
Stud Size 6
Wire Range 22-18

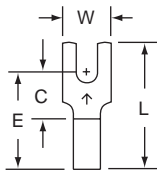


HT-BS-32-6
Stud Size 6
Wire Range 16-14

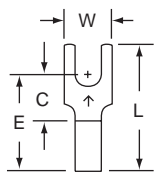
Non-Insulated Brazed Seam Block Fork Terminals 22-18 AWG



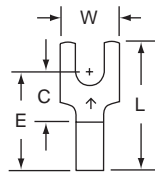
Product Number	UPC (054007-)	Wire Range (AWG)	Stud Size	W	C	L	E	Thickness	Barrel Length	Barrel I.D.
BS-31-4S-W	29635	22-18	4	0.25	0.25	0.65	0.50	0.030	0.25	0.070
BS-31-6S-W	28146	22-18	6	0.25	0.25	0.65	0.50	0.030	0.25	0.070
BS-31-6-W	28147	22-18	6	0.30	0.25	0.65	0.50	0.030	0.25	0.070
BS-31-8-W	28148	22-18	8	0.30	0.25	0.65	0.50	0.030	0.25	0.070
BS-31-10-W	28149	22-18	10	0.30	0.25	0.65	0.50	0.030	0.25	0.070



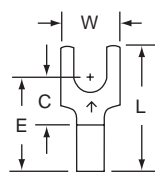
BS-31-4S-W
Stud Size 4
Wire Range 22-18



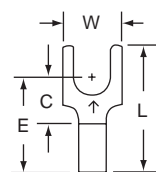
BS-31-6S-W
Stud Size 6
Wire Range 22-18



BS-31-6-W
Stud Size 6
Wire Range 22-18



BS-31-8-W
Stud Size 8
Wire Range 22-18

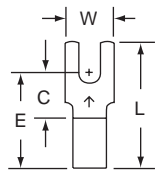


BS-31-10-W
Stud Size 10
Wire Range 22-18

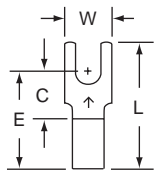
Non-Insulated Brazed Seam Block Fork Terminals 16-14 AWG



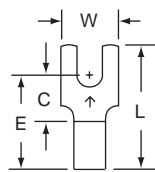
Product Number	UPC (054007-)	Wire Range (AWG)	Stud Size	W	C	L	E	Thickness	Barrel Length	Barrel I.D.
BS-32-4S-W	30081	16-14	4	0.25	0.25	0.65	0.50	0.030	0.25	0.090
BS-32-6S-W	28545	16-14	6	0.25	0.25	0.65	0.50	0.030	0.25	0.090
BS-32-6-W	28546	16-14	6	0.30	0.25	0.65	0.50	0.030	0.25	0.090
BS-32-8-W	28547	16-14	8	0.30	0.25	0.65	0.50	0.030	0.25	0.090
BS-32-10-W	28548	16-14	10	0.30	0.25	0.65	0.50	0.030	0.25	0.090



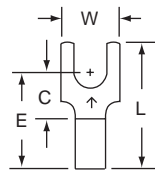
BS-32-4S-W
Stud Size 4
Wire Range 16-14



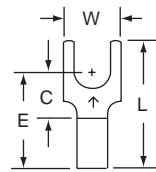
BS-32-6S-W
Stud Size 6
Wire Range 16-14



BS-32-6-W
Stud Size 6
Wire Range 16-14



BS-32-8-W
Stud Size 8
Wire Range 16-14

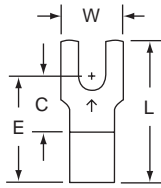


BS-32-10-W
Stud Size 10
Wire Range 16-14

Non-Insulated Brazed Seam Block Fork Terminals 12-10 AWG



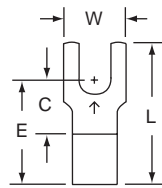
Product Number	UPC (054007-)	Wire Range (AWG)	Stud Size	W	C	L	E	Thickness	Barrel Length	Barrel I.D.
BS-33-6-W	28818	12-10	6	0.32	0.29	0.73	0.54	0.040	0.25	0.135
BS-33-8-W	28819	12-10	8	0.32	0.29	0.73	0.54	0.040	0.25	0.135
BS-33-10-W	28820	12-10	10	0.32	0.29	0.73	0.54	0.040	0.25	0.135



BS-33-6-W

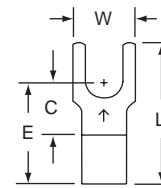
Stud Size
Wire Range

6
12-10



BS-33-8-W

8
12-10



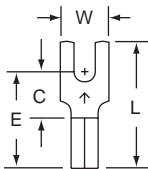
BS-33-10-W

10
12-10

Non-Insulated Butted Seam Block Fork Terminals 22-18 AWG



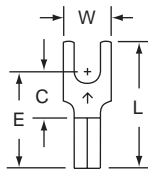
Product Number	UPC (054007-)	Wire Range (AWG)	Stud Size	W	C	L	E	Thickness	Barrel Length	Barrel I.D.
BS-31-4S	29632	22-18	4	0.25	0.25	0.65	0.50	0.030	0.25	0.070
BS-31-6S	28142	22-18	6	0.25	0.25	0.65	0.50	0.030	0.25	0.070
BS-31-6	28143	22-18	6	0.30	0.25	0.65	0.50	0.030	0.25	0.070
BS-31-8	28144	22-18	8	0.30	0.25	0.65	0.50	0.030	0.25	0.070
BS-31-10	28145	22-18	10	0.30	0.25	0.65	0.50	0.030	0.25	0.070



BS-31-4S

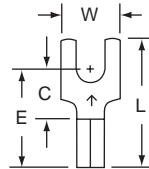
Stud Size
Wire Range

4
22-18



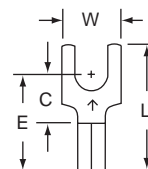
BS-31-6S

6
22-18



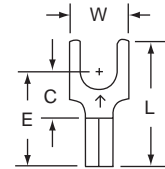
BS-31-6

6
22-18



BS-31-8

8
22-18



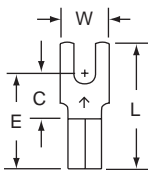
BS-31-10

10
22-18

Non-Insulated Butted Seam Block Fork Terminals 16-14 AWG



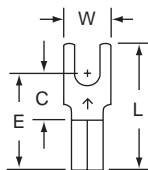
Product Number	UPC (054007-)	Wire Range (AWG)	Stud Size	W	C	L	E	Thickness	Barrel Length	Barrel I.D.
BS-32-4S	30080	16-14	4	0.25	0.25	0.65	0.50	0.030	0.25	0.090
BS-32-6S	28541	16-14	6	0.25	0.25	0.65	0.50	0.030	0.25	0.090
BS-32-6	28542	16-14	6	0.30	0.25	0.65	0.50	0.030	0.25	0.090
BS-32-8	28543	16-14	8	0.30	0.25	0.65	0.50	0.030	0.25	0.090
BS-32-10	28544	16-14	10	0.30	0.25	0.65	0.50	0.030	0.25	0.090



BS-32-4S

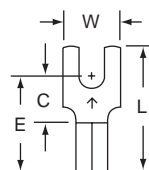
Stud Size
Wire Range

4
16-14



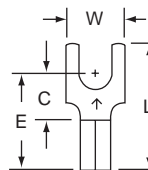
BS-32-6S

6
16-14



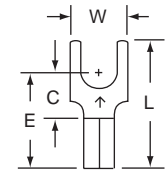
BS-32-6

6
16-14



BS-32-8

8
16-14



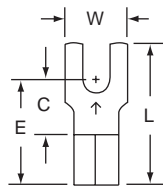
BS-32-10

10
16-14

Non-Insulated Butted Seam Block Fork Terminals 12-10 AWG



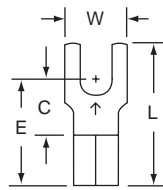
Product Number	UPC (054007-)	Wire Range (AWG)	Stud Size	W	C	L	E	Thickness	Barrel Length	Barrel I.D.
BS-33-6	28815	12-10	6	0.32	0.29	0.73	0.54	0.040	0.25	0.135
BS-33-8	28816	12-10	8	0.32	0.29	0.73	0.54	0.040	0.25	0.135
BS-33-10	28817	12-10	10	0.32	0.29	0.73	0.54	0.040	0.25	0.135



BS-33-6

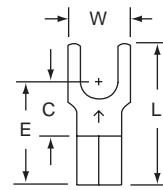
Stud Size
Wire Range

6
12-10



BS-33-8

8
12-10



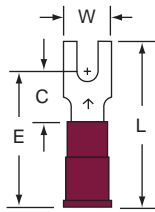
BS-33-10

10
12-10

Nylon Insulated with Insulation Grip Block Fork Terminals 22-18 AWG



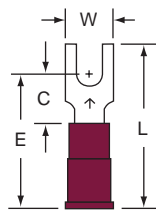
Product Number	UPC (054007-)	Wire Range (AWG)	Stud Size	W	C	L	E	Thickness	Barrel Length	Barrel I.D.	Maximum Insulator Diameter
BS-31-4S-NB	29634	22-18	4	0.25	0.25	0.84	0.69	0.030	0.25	0.070	0.145
BS-31-6S-NB	28134	22-18	6	0.25	0.25	0.84	0.69	0.030	0.25	0.070	0.145
BS-31-6-NB	28135	22-18	6	0.30	0.25	0.84	0.69	0.030	0.25	0.070	0.145
BS-31-8-NB	28136	22-18	8	0.30	0.25	0.84	0.69	0.030	0.25	0.070	0.145
BS-31-10-NB	28137	22-18	10	0.30	0.25	0.84	0.69	0.030	0.25	0.070	0.145



BS-31-4S-NB

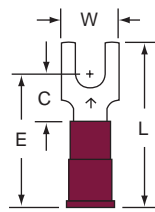
Stud Size
Wire Range

4
22-18



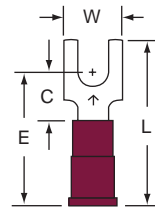
BS-31-6S-NB

6
22-18



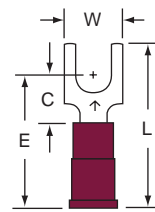
BS-31-6-NB

6
22-18



BS-31-8-NB

8
22-18



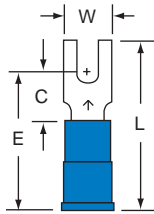
BS-31-10-NB

10
22-18

Nylon Insulated with Insulation Grip Block Fork Terminals 16-14 AWG



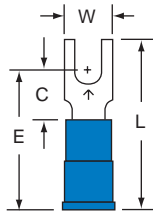
Product Number	UPC (054007-)	Wire Range (AWG)	Stud Size	W	C	L	E	Thickness	Barrel Length	Barrel I.D.	Maximum Insulator Diameter
BS-32-4S-NB	30083	16-14	4	0.25	0.25	0.86	0.71	0.030	0.25	0.090	0.170
BS-32-6S-NB	28533	16-14	6	0.25	0.25	0.86	0.71	0.030	0.25	0.090	0.170
BS-32-6-NB	28534	16-14	6	0.30	0.25	0.86	0.71	0.030	0.25	0.090	0.170
BS-32-8-NB	28535	16-14	8	0.30	0.25	0.86	0.71	0.030	0.25	0.090	0.170
BS-32-10-NB	28536	16-14	10	0.30	0.25	0.86	0.71	0.030	0.25	0.090	0.170



BS-32-4S-NB

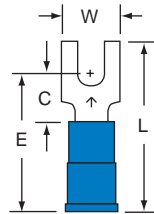
Stud Size
Wire Range

4
16-14



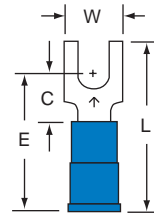
BS-32-6S-NB

6
16-14



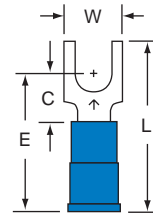
BS-32-6-NB

6
16-14



BS-32-8-NB

8
16-14



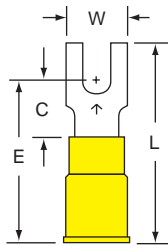
BS-32-10-NB

10
16-14

Nylon Insulated with Insulation Grip Block Fork Terminals 12-10 AWG



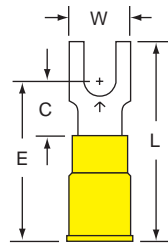
Product Number	UPC (054007-)	Wire Range (AWG)	Stud Size	W	C	L	E	Thickness	Barrel Length	Barrel I.D.	Maximum Insulator Diameter
BS-33-6-NB	28809	12-10	6	0.32	0.29	1.03	0.84	0.040	0.25	0.135	0.250
BS-33-8-NB	28810	12-10	8	0.32	0.29	1.03	0.84	0.040	0.25	0.135	0.250
BS-33-10-NB	28811	12-10	10	0.32	0.29	1.03	0.84	0.040	0.25	0.135	0.250



BS-33-6-NB

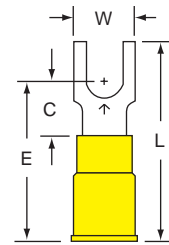
Stud Size
Wire Range

6
12-10



BS-33-8-NB

8
12-10



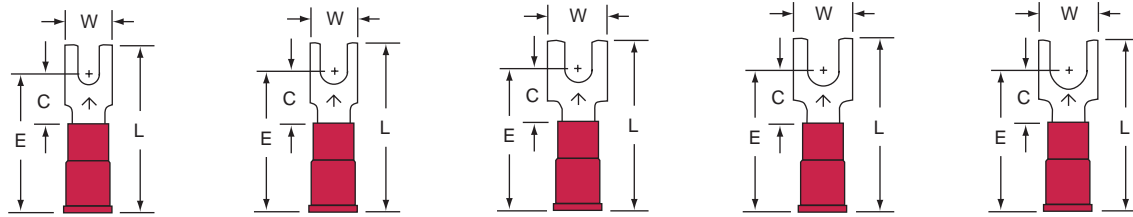
BS-33-10-NB

10
12-10

Vinyl Insulated Butted Seam Block Fork Terminals 22-18 AWG



Product Number	UPC (054007-)	Wire Range (AWG)	Stud Size	W	C	L	E	Thickness	Barrel Length	Barrel I.D.	Maximum Insulator Diameter
BS-31-4S-P	29633	22-18	4	0.25	0.25	0.85	0.70	0.030	0.25	0.070	0.145
BS-31-6S-P	28138	22-18	6	0.25	0.25	0.85	0.70	0.030	0.25	0.070	0.145
BS-31-6-P	28139	22-18	6	0.30	0.25	0.85	0.70	0.030	0.25	0.070	0.145
BS-31-8-P	28140	22-18	8	0.30	0.25	0.85	0.70	0.030	0.25	0.070	0.145
BS-31-10-P	28141	22-18	10	0.30	0.25	0.85	0.70	0.030	0.25	0.070	0.145

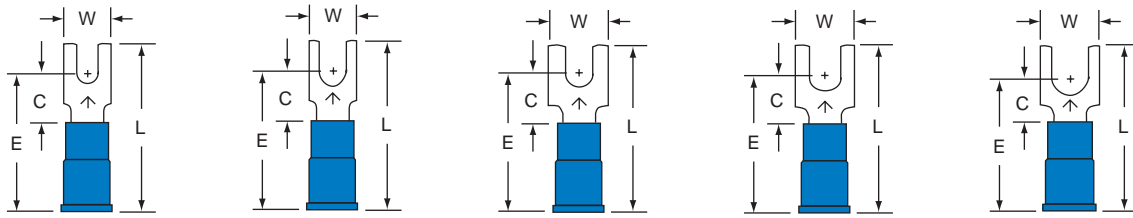


BS-31-4S-P Stud Size 4 Wire Range 22-18
BS-31-6S-P Stud Size 6 Wire Range 22-18
BS-31-6-P Stud Size 6 Wire Range 22-18
BS-31-8-P Stud Size 8 Wire Range 22-18
BS-31-10-P Stud Size 10 Wire Range 22-18

Vinyl Insulated Butted Seam Block Fork Terminals 16-14 AWG



Product Number	UPC (054007-)	Wire Range (AWG)	Stud Size	W	C	L	E	Thickness	Barrel Length	Barrel I.D.	Maximum Insulator Diameter
BS-32-4S-P	30084	16-14	4	0.25	0.25	0.85	0.70	0.030	0.25	0.090	0.170
BS-32-6S-P	28537	16-14	6	0.25	0.25	0.85	0.70	0.030	0.25	0.090	0.170
BS-32-6-P	28538	16-14	6	0.30	0.25	0.85	0.70	0.030	0.25	0.090	0.170
BS-32-8-P	28539	16-14	8	0.30	0.25	0.85	0.70	0.030	0.25	0.090	0.170
BS-32-10-P	28540	16-14	10	0.30	0.25	0.85	0.70	0.030	0.25	0.090	0.170

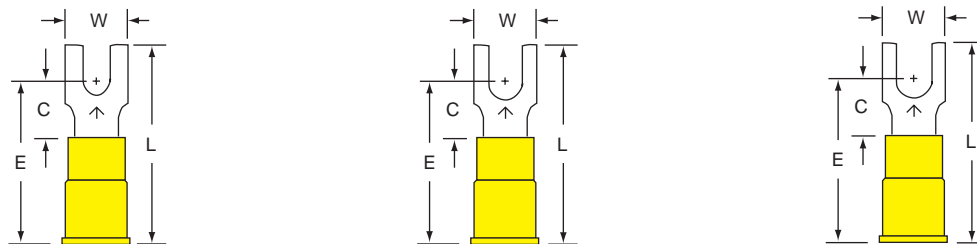


BS-32-4S-P Stud Size 4 Wire Range 16-14
BS-32-6S-P Stud Size 6 Wire Range 16-14
BS-32-6-P Stud Size 6 Wire Range 16-14
BS-32-8-P Stud Size 8 Wire Range 16-14
BS-32-10-P Stud Size 10 Wire Range 16-14

Vinyl Insulated Butted Seam Block Fork Terminals 12-10 AWG



Product Number	UPC (054007-)	Wire Range (AWG)	Stud Size	W	C	L	E	Thickness	Barrel Length	Barrel I.D.	Maximum Insulator Diameter
BS-33-6-P	28812	12-10	6	0.32	0.29	1.03	0.84	0.040	0.25	0.135	0.250
BS-33-8-P	28813	12-10	8	0.32	0.29	1.03	0.84	0.040	0.25	0.135	0.250
BS-33-10-P	28814	12-10	10	0.32	0.29	1.03	0.84	0.040	0.25	0.135	0.250



BS-33-6-P Stud Size 6 Wire Range 12-10
BS-33-8-P Stud Size 8 Wire Range 12-10
BS-33-10-P Stud Size 10 Wire Range 12-10

Non-Insulated Brazed Seam Flanged Block Fork Terminals



Product Number	UPC (054007-)	Wire Range (AWG)	Stud Size	W	C	L	E	Thickness	Barrel Length	Barrel I.D.
BS-21-6S-W†	28194	22-18	6	0.25	0.25	0.65	0.50	0.030	0.25	0.070
BS-21-6-W	28195	22-18	6	0.30	0.25	0.65	0.50	0.030	0.25	0.070
BS-21-8-W	28196	22-18	8	0.30	0.25	0.65	0.50	0.030	0.25	0.070
BS-21-10-W	28197	22-18	10	0.30	0.25	0.65	0.50	0.030	0.25	0.070
BS-22-6S-W†	28593	16-14	6	0.25	0.25	0.64	0.50	0.030	0.25	0.090
BS-22-6-W	28594	16-14	6	0.30	0.25	0.65	0.50	0.030	0.25	0.090
BS-22-8-W	28595	16-14	8	0.30	0.25	0.65	0.50	0.030	0.25	0.090
BS-22-10-W	28596	16-14	10	0.30	0.25	0.65	0.50	0.030	0.25	0.090
BS-23-6-W	28839	12-10	6	0.32	0.29	0.73	0.54	0.040	0.25	0.135
BS-23-8-W	28840	12-10	8	0.32	0.29	0.73	0.54	0.040	0.25	0.135
BS-23-10-W	28841	12-10	10	0.32	0.29	0.73	0.54	0.040	0.25	0.135

†Product not shown



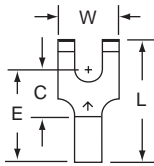
BS-21-6-W
Stud Size
6
Wire Range
22-18



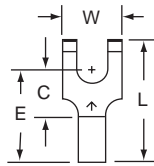
BS-21-8-W
Stud Size
8
Wire Range
22-18



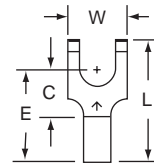
BS-21-10-W
Stud Size
10
Wire Range
22-18



BS-22-6-W
Stud Size
6
Wire Range
16-14



BS-22-8-W
Stud Size
8
Wire Range
16-14



BS-22-10-W
Stud Size
10
Wire Range
16-14



BS-23-6-W
Stud Size
6
Wire Range
12-10



BS-23-8-W
Stud Size
8
Wire Range
12-10



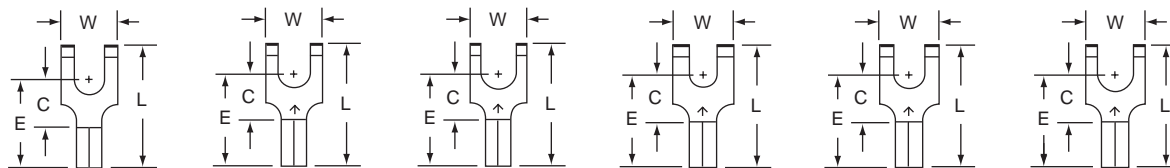
BS-23-10-W
Stud Size
10
Wire Range
12-10

Non-Insulated Butted Seam Flanged Block Fork Terminals

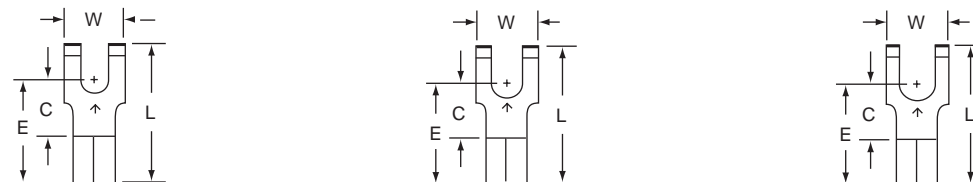


Product Number	UPC (054007-)	Wire Range (AWG)	Stud Size	W	C	L	E	Thickness	Barrel Length	Barrel I.D.
BS-21-6S†	28190	22-18	6	0.25	0.25	0.63	0.50	0.030	0.25	0.070
BS-21-6	28191	22-18	6	0.30	0.25	0.65	0.50	0.030	0.25	0.070
BS-21-8	28192	22-18	8	0.30	0.25	0.65	0.50	0.030	0.25	0.070
BS-21-10	28193	22-18	10	0.30	0.25	0.65	0.50	0.030	0.25	0.070
BS-22-6S†	28589	16-14	6	0.25	0.25	0.64	0.50	0.030	0.25	0.090
BS-22-6	28590	16-14	6	0.30	0.25	0.65	0.50	0.030	0.25	0.090
BS-22-8	28591	16-14	8	0.30	0.25	0.65	0.50	0.030	0.25	0.090
BS-22-10	28592	16-14	10	0.30	0.25	0.65	0.50	0.030	0.25	0.090
BS-23-6	28836	12-10	6	0.32	0.29	0.73	0.54	0.040	0.25	0.135
BS-23-8	28837	12-10	8	0.32	0.29	0.73	0.54	0.040	0.25	0.135
BS-23-10	28838	12-10	10	0.32	0.29	0.73	0.54	0.040	0.25	0.135

†Product not shown



BS-21-6	BS-21-8	BS-21-10	BS-22-6	BS-22-8	BS-22-10
Stud Size 6	Stud Size 8	Stud Size 10	Stud Size 6	Stud Size 8	Stud Size 10
Wire Range 22-18	Wire Range 22-18	Wire Range 22-18	Wire Range 16-14	Wire Range 16-14	Wire Range 16-14



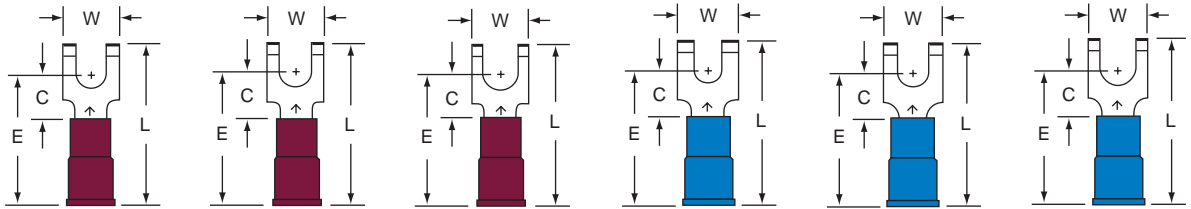
BS-23-6	BS-23-8	BS-23-10
Stud Size 6	Stud Size 8	Stud Size 10
Wire Range 12-10	Wire Range 12-10	Wire Range 12-10

Nylon Insulated with Insulation Grip Flanged Block Fork Terminals

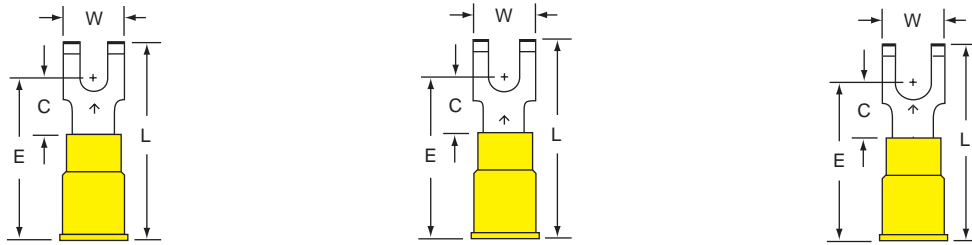


Product Number	UPC (054007-)	Wire Range (AWG)	Stud Size	W	C	L	E	Thickness	Barrel Length	Barrel I.D.	Maximum Insulator Diameter
BS-21-6S-NB [†]	28182	22-18	6	0.25	0.25	0.82	0.69	0.030	0.25	0.070	0.145
BS-21-6-NB	28183	22-18	6	0.30	0.25	0.84	0.69	0.030	0.25	0.070	0.145
BS-21-8-NB	28184	22-18	8	0.30	0.25	0.84	0.69	0.030	0.25	0.070	0.145
BS-21-10-NB	28185	22-18	10	0.30	0.25	0.84	0.69	0.030	0.25	0.070	0.145
BS-22-6S-NB [†]	28581	16-14	6	0.25	0.25	0.85	0.71	0.030	0.25	0.090	0.170
BS-22-6-NB	28582	16-14	6	0.30	0.25	0.86	0.71	0.030	0.25	0.090	0.170
BS-22-8-NB	28583	16-14	8	0.30	0.25	0.86	0.71	0.030	0.25	0.090	0.170
BS-22-10-NB	28584	16-14	10	0.30	0.25	0.86	0.71	0.030	0.25	0.090	0.170
BS-23-6-NB	28830	12-10	6	0.32	0.29	1.03	0.84	0.040	0.25	0.135	0.250
BS-23-8-NB	28831	12-10	8	0.32	0.29	1.03	0.84	0.040	0.25	0.135	0.250
BS-23-10-NB	28832	12-10	10	0.32	0.29	1.03	0.84	0.040	0.25	0.135	0.250

[†]Product not shown



	BS-21-6-NB	BS-21-8-NB	BS-21-10-NB	BS-22-6-NB	BS-22-8-NB	BS-22-10-NB
Stud Size	6	8	10	6	8	10
Wire Range	22-18	22-18	22-18	16-14	16-14	16-14



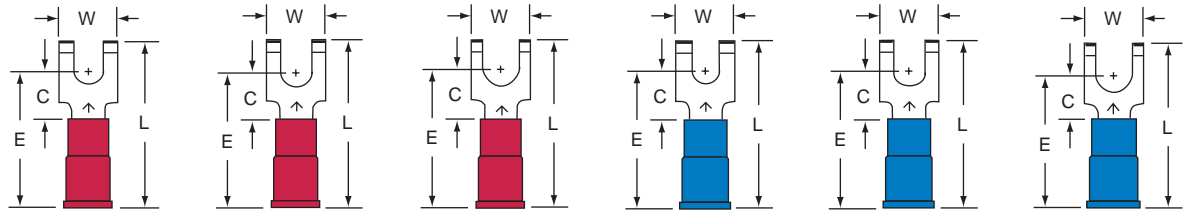
	BS-23-6-NB	BS-23-8-NB	BS-23-10-NB
Stud Size	6	8	10
Wire Range	12-10	12-10	12-10

Vinyl Insulated Butted Seam Flanged Block Fork Terminals

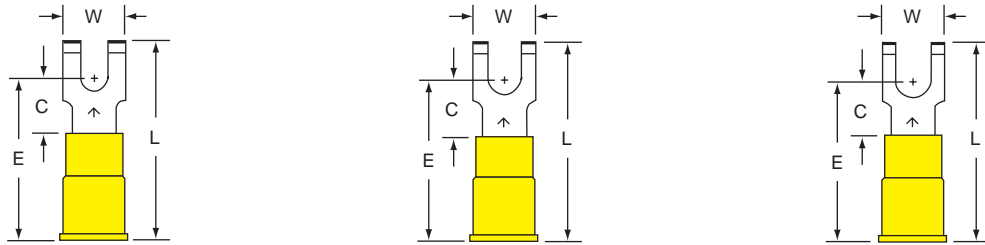


Product Number	UPC (054007-)	Wire Range (AWG)	Stud Size	Dimensions				Thickness	Barrel Length	Barrel I.D.	Maximum Insulator Diameter
				W	C	L	E				
BS-21-6S-P†	28186	22-18	6	0.25	0.25	0.83	0.70	0.030	0.25	0.070	0.145
BS-21-6-P	28187	22-18	6	0.30	0.25	0.85	0.70	0.030	0.25	0.070	0.145
BS-21-8-P	28188	22-18	8	0.30	0.25	0.85	0.70	0.030	0.25	0.070	0.145
BS-21-10-P	28189	22-18	10	0.30	0.25	0.85	0.70	0.030	0.25	0.070	0.145
BS-22-6S-P†	28585	16-14	6	0.25	0.25	0.84	0.70	0.030	0.25	0.090	0.170
BS-22-6-P	28586	16-14	6	0.30	0.25	0.85	0.70	0.030	0.25	0.090	0.170
BS-22-8-P	28587	16-14	8	0.30	0.25	0.85	0.70	0.030	0.25	0.090	0.170
BS-22-10-P	28588	16-14	10	0.30	0.25	0.85	0.70	0.030	0.25	0.090	0.170
BS-23-6-P	28833	12-10	6	0.32	0.29	1.03	0.84	0.040	0.25	0.135	0.250
BS-23-8-P	28834	12-10	8	0.32	0.29	1.03	0.84	0.040	0.25	0.135	0.250
BS-23-10-P	28835	12-10	10	0.32	0.29	1.03	0.84	0.040	0.25	0.135	0.250

† Product not shown



	BS-21-6-P	BS-21-8-P	BS-21-10-P	BS-22-6-P	BS-22-8-P	BS-22-10-P
Stud Size	6	8	10	6	8	10
Wire Range	22-18	22-18	22-18	16-14	16-14	16-14

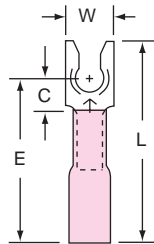


	BS-23-6-P	BS-23-8-P	BS-23-10-P
Stud Size	6	8	10
Wire Range	12-10	12-10	12-10

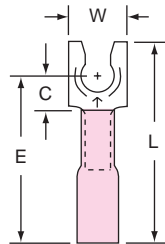
Heat Shrink Brazed Seam Locking Fork Terminals 22-18 AWG



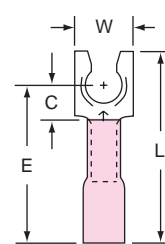
Product Number [†]	UPC (054007-)	Wire Range (AWG)	Stud Size	W	C	L	E	Thickness	Barrel Length	Barrel I.D.	Maximum Insulator Diameter
MH18-6FLX MH18-6FLK	06346 06347	22-18 22-18	6 6	0.25 0.25	0.25 0.25	0.90 0.90	0.76 0.76	0.030 0.030	0.25 0.25	0.070 0.070	0.145 0.145
MH18-8FLX MH18-8FLK	06363 06362	22-18 22-18	8 8	0.25 0.25	0.25 0.25	0.90 0.90	0.76 0.76	0.030 0.030	0.25 0.25	0.070 0.070	0.145 0.145
MH18-10FLX MH18-10FLK	06352 06353	22-18 22-18	10 10	0.32 0.32	0.25 0.25	0.90 0.90	0.76 0.76	0.030 0.030	0.25 0.25	0.070 0.070	0.145 0.145



MH18-6FL
Stud Size
6
Wire Range
22-18



MH18-8FL
Stud Size
8
Wire Range
22-18

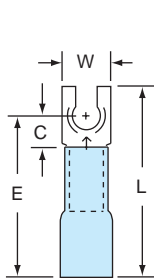


MH18-10FL
Stud Size
10
Wire Range
22-18

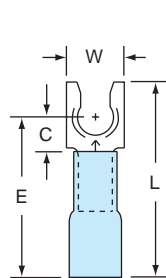
Heat Shrink Brazed Seam Locking Fork Terminals 16-14 AWG



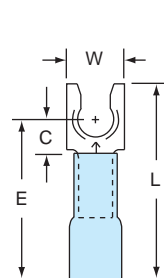
Product Number [†]	UPC (054007-)	Wire Range (AWG)	Stud Size	W	C	L	E	Thickness	Barrel Length	Barrel I.D.	Maximum Insulator Diameter
MH14-6FLX MH14-6FLK	06322 06323	16-14 16-14	6 6	0.25 0.25	0.25 0.25	0.90 0.90	0.76 0.76	0.030 0.030	0.25 0.25	0.090 0.090	0.170 0.170
MH14-8FLX MH14-8FLK	06361 06360	16-14 16-14	8 8	0.30 0.30	0.25 0.25	0.90 0.90	0.76 0.76	0.030 0.030	0.25 0.25	0.090 0.090	0.170 0.170
MH14-10FLX MH14-10FLK	06328 06329	16-14 16-14	10 10	0.32 0.32	0.25 0.25	0.90 0.90	0.76 0.76	0.030 0.030	0.25 0.25	0.090 0.090	0.170 0.170
MH14-14FLX MH14-14FLK	06332 06333	16-14 16-14	1/4 1/4	0.43 0.43	0.27 0.27	1.10 1.10	0.85 0.85	0.030 0.030	0.25 0.25	0.090 0.090	0.170 0.170



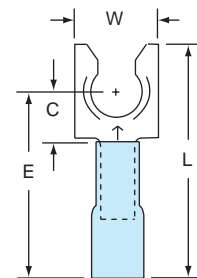
MH14-6FL
Stud Size
6
Wire Range
16-14



MH14-8FL
Stud Size
8
Wire Range
16-14



MH14-10FL
Stud Size
10
Wire Range
16-14



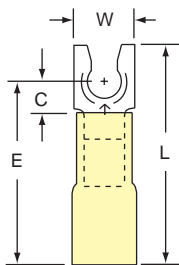
MH14-14FL
Stud Size
1/4
Wire Range
16-14

[†]Product Number ending in X = box; Product Number ending with K = bulk

Heat Shrink Brazed Seam Locking Fork Terminals 12-10 AWG



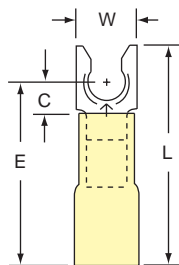
Product Number†	UPC (054007-)	Wire Range (AWG)	Stud Size	Dimensions				Thickness	Barrel Length	Barrel I.D.	Maximum Insulator Diameter
				W	C	L	E				
MH10-8FLX MH10-8FLK	06304 06358	12-10 12-10	8 8	0.32 0.32	0.28 0.28	1.00 1.00	0.80 0.80	0.040 0.040	0.25 0.25	0.135 0.135	0.250 0.250
MH10-10FLX MH10-10FLK	06307 06308	12-10 12-10	10 10	0.32 0.32	0.28 0.28	1.00 1.00	0.80 0.80	0.040 0.040	0.25 0.25	0.135 0.135	0.250 0.250
MH10-14FLX MH10-14FLK	06310 06311	12-10 12-10	1/4 1/4	0.43 0.43	0.44 0.44	1.20 1.20	0.95 0.95	0.040 0.040	0.25 0.25	0.135 0.135	0.250 0.250



MH10-8FL

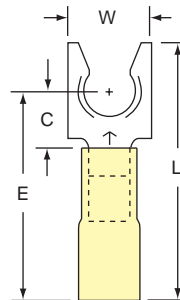
Stud Size
Wire Range

8
12-10



MH10-10FL

10
12-10



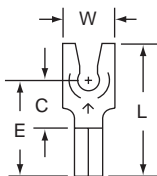
MH10-14FL

1/4
12-10

Non-Insulated Butted Seam Locking Fork Terminals 22-18 AWG



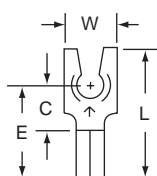
Product Number	UPC (054007-)	Wire Range (AWG)	Stud Size	Max. Lock Width	Dimensions				Thickness	Barrel Length	Barrel I.D.
					W	C	L	E			
SS-31-4	29966	22-18	4	0.27	0.25	0.25	0.68	0.50	0.030	0.25	0.070
SS-31-6	29967	22-18	6	0.27	0.25	0.25	0.68	0.50	0.030	0.25	0.070
SS-31-8	29968	22-18	8	0.27	0.25	0.25	0.68	0.50	0.030	0.25	0.070
SS-31-10	29969	22-18	10	0.34	0.30	0.25	0.68	0.50	0.030	0.25	0.070



SS-31-4

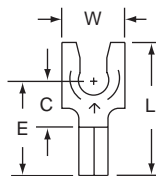
Stud Size
Wire Range

4
22-18



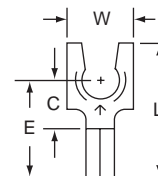
SS-31-6

6
22-18



SS-31-8

8
22-18



SS-31-10

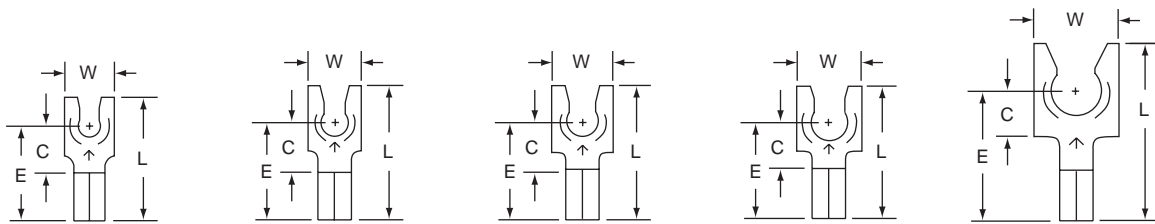
10
22-18

†Product Number ending in X = box; Product Number ending with K = bulk

Non-Insulated Butted Seam Locking Fork Terminals 16-14 AWG



Product Number	UPC (054007-)	Wire Range (AWG)	Stud Size	Max. Lock Width						Barrel Length	Barrel I.D.
					W	C	L	E	Thickness		
SS-32-4	29970	16-14	4	0.27	0.25	0.25	0.68	0.50	0.030	0.25	0.090
SS-32-6	29971	16-14	6	0.27	0.25	0.25	0.68	0.50	0.030	0.25	0.090
SS-32-8	29972	16-14	8	0.34	0.30	0.25	0.68	0.50	0.030	0.25	0.090
SS-32-10	29973	16-14	10	0.35	0.32	0.25	0.68	0.50	0.030	0.25	0.090
SS-32-14	29974	16-14	1/4	0.48	0.43	0.40	0.90	0.65	0.030	0.25	0.090

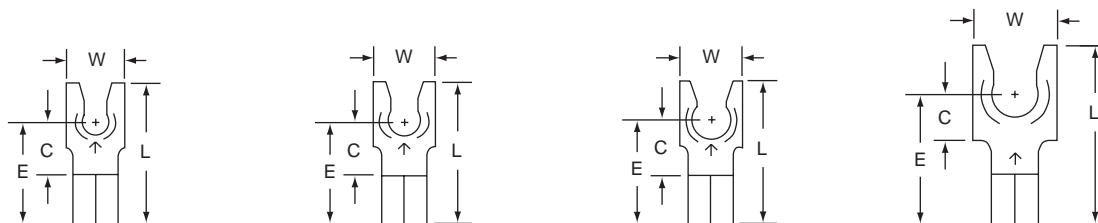


	SS-32-4	SS-32-6	SS-32-8	SS-32-10	SS-32-14
Stud Size	4	6	8	10	1/4
Wire Range	16-14	16-14	16-14	16-14	16-14

Non-Insulated Butted Seam Locking Fork Terminals 12-10 AWG



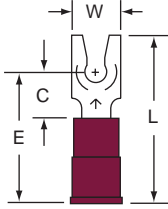
Product Number	UPC (054007-)	Wire Range (AWG)	Stud Size	Max. Lock Width						Barrel Length	Barrel I.D.
					W	C	L	E	Thickness		
SS-33-6	29975	12-10	6	0.30	0.28	0.28	0.73	0.53	0.040	0.25	0.135
SS-33-8	29976	12-10	8	0.35	0.32	0.28	0.73	0.53	0.040	0.25	0.135
SS-33-10	29977	12-10	10	0.36	0.32	0.28	0.73	0.53	0.040	0.25	0.135
SS-33-14	29978	12-10	1/4	0.48	0.43	0.44	0.94	0.69	0.040	0.25	0.135



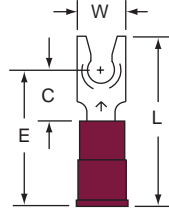
	SS-33-6	SS-33-8	SS-33-10	SS-33-14
Stud Size	6	8	10	1/4
Wire Range	12-10	12-10	12-10	12-10

Nylon Insulated with Insulation Grip Locking Fork Terminals 22-18 AWG  

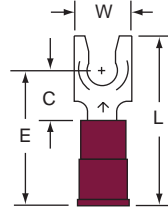
Product Number	UPC (054007-)	Wire Range (AWG)	Stud Size	Max Lock Width	W	C	L	E	Thickness	Barrel Length	Barrel I.D.	Maximum Insulation Diameter
SS-31-4-NB	29992	22-18	4	0.27	0.25	0.25	0.87	0.69	0.030	0.25	0.070	0.145
SS-31-6-NB	29993	22-18	6	0.27	0.25	0.25	0.87	0.69	0.030	0.25	0.070	0.145
SS-31-8-NB	29994	22-18	8	0.34	0.30	0.25	0.87	0.69	0.030	0.25	0.070	0.145
SS-31-10-NB	29995	22-18	10	0.35	0.32	0.25	0.87	0.69	0.030	0.25	0.070	0.145



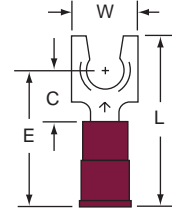
SS-31-4-NB
Stud Size 4
Wire Range 22-18



SS-31-6-NB
Stud Size 6
Wire Range 22-18



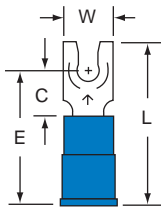
SS-31-8-NB
Stud Size 8
Wire Range 22-18



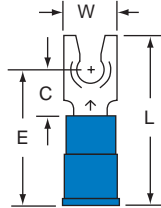
SS-31-10-NB
Stud Size 10
Wire Range 22-18

Nylon Insulated with Insulation Grip Locking Fork Terminals 16-14 AWG  

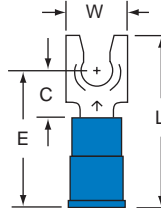
Product Number	UPC (054007-)	Wire Range (AWG)	Stud Size	Max Lock Width	W	C	L	E	Thickness	Barrel Length	Barrel I.D.	Maximum Insulation Diameter
SS-32-4-NB	29996	16-14	4	0.27	0.25	0.25	0.89	0.71	0.030	0.25	0.090	0.170
SS-32-6-NB	29997	16-14	6	0.27	0.24	0.25	0.89	0.71	0.030	0.25	0.090	0.170
SS-32-8-NB	29998	16-14	8	0.34	0.30	0.25	0.89	0.71	0.030	0.25	0.090	0.170
SS-32-10-NB	29999	16-14	10	0.35	0.32	0.25	0.89	0.71	0.030	0.25	0.090	0.170
SS-32-14-NB	30000	16-14	1/4	0.48	0.43	0.40	1.11	0.84	0.030	0.25	0.090	0.170



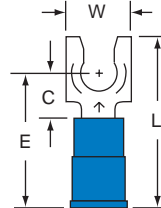
SS-32-4-NB
Stud Size 4
Wire Range 16-14



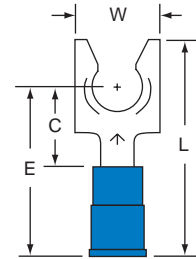
SS-32-6-NB
Stud Size 6
Wire Range 16-14



SS-32-8-NB
Stud Size 8
Wire Range 16-14



SS-32-10-NB
Stud Size 10
Wire Range 16-14



SS-32-14-NB
Stud Size 1/4
Wire Range 16-14

Nylon Insulated with Insulation Grip Locking Fork Terminals 12-10 AWG  

Product Number	UPC (054007-)	Wire Range (AWG)	Stud Size	Max Lock Width	W	C	L	E	Thickness	Barrel Length	Barrel I.D.	Maximum Insulation Diameter
SS-33-6-NB	30001	12-10	6	0.30	0.28	0.28	1.03	0.83	0.040	0.25	0.135	0.250
SS-33-8-NB	30002	12-10	8	0.35	0.32	0.28	1.03	0.83	0.040	0.25	0.135	0.250
SS-33-10-NB	30003	12-10	10	0.36	0.32	0.28	1.03	0.83	0.040	0.25	0.135	0.250
SS-33-14-NB	30004	12-10	1/4	0.48	0.43	0.44	1.24	0.99	0.040	0.25	0.135	0.250



SS-33-6-NB Stud Size 6 Wire Range 12-10
SS-33-8-NB Stud Size 8 Wire Range 12-10
SS-33-10-NB Stud Size 10 Wire Range 12-10
SS-33-14-NB Stud Size 1/4 Wire Range 12-10

Vinyl Insulated Butted Seam Locking Fork Terminals 22-18 AWG  

Product Number	UPC (054007-)	Wire Range (AWG)	Stud Size	Max Lock Width	W	C	L	E	Thickness	Barrel Length	Barrel I.D.	Maximum Insulation Diameter
SS-31-4-P	29979	22-18	4	0.27	0.25	0.25	0.88	0.70	0.030	0.25	0.070	0.145
SS-31-6-P	29980	22-18	6	0.27	0.25	0.25	0.88	0.70	0.030	0.25	0.070	0.145
SS-31-8-P	29981	22-18	8	0.34	0.30	0.25	0.88	0.70	0.030	0.25	0.070	0.145
SS-31-10-P	29982	22-18	10	0.35	0.32	0.25	0.88	0.70	0.030	0.25	0.070	0.145

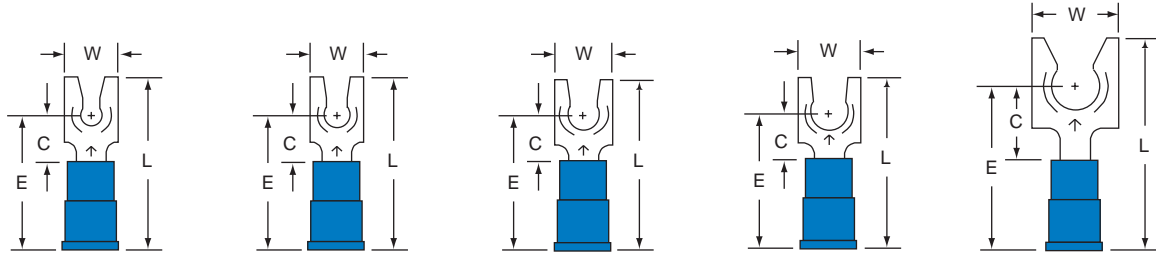


SS-31-4-P Stud Size 4 Wire Range 22-18
SS-31-6-P Stud Size 6 Wire Range 22-18
SS-31-8-P Stud Size 8 Wire Range 22-18
SS-31-10-P Stud Size 10 Wire Range 22-18

Vinyl Insulated Butted Seam Locking Fork Terminals 16-14 AWG



Product Number	UPC (054007-)	Wire Range (AWG)	Stud Size	Max Lock Width	W	C	L	E	Thickness	Barrel Length	Barrel I.D.	Maximum Insulation Diameter
SS-32-4-P	29983	16-14	4	0.27	0.25	0.25	0.88	0.70	0.030	0.25	0.090	0.170
SS-32-6-P	29984	16-14	6	0.27	0.25	0.25	0.88	0.70	0.030	0.25	0.090	0.170
SS-32-8-P	29985	16-14	8	0.34	0.30	0.25	0.88	0.70	0.030	0.25	0.090	0.170
SS-32-10-P	29986	16-14	10	0.35	0.32	0.25	0.88	0.70	0.030	0.25	0.090	0.170
SS-32-14-P	29987	16-14	1/4	0.48	0.43	0.40	1.10	0.85	0.030	0.25	0.090	0.170

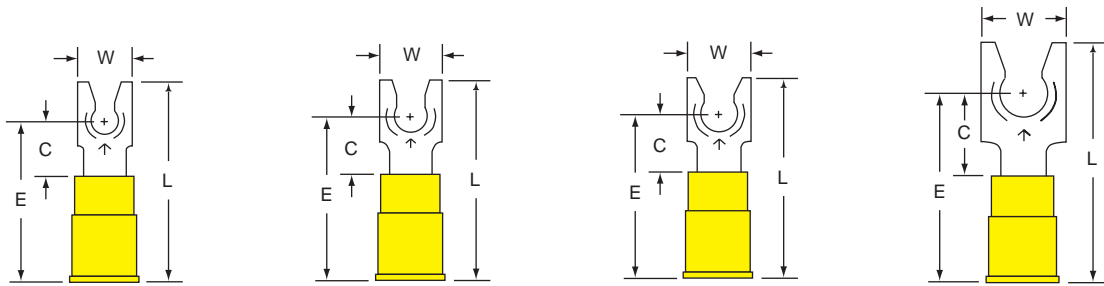


SS-32-4-P	SS-32-6-P	SS-32-8-P	SS-32-10-P	SS-32-14-P
Stud Size 4	Stud Size 6	Stud Size 8	Stud Size 10	Stud Size 1/4
Wire Range 16-14	Wire Range 16-14	Wire Range 16-14	Wire Range 16-14	Wire Range 16-14

Vinyl Insulated Butted Seam Locking Fork Terminals 12-10 AWG



Product Number	UPC (054007-)	Wire Range (AWG)	Stud Size	Max Lock Width	W	C	L	E	Thickness	Barrel Length	Barrel I.D.	Maximum Insulation Diameter
SS-33-6-P	29988	12-10	6	0.30	0.28	0.28	1.03	0.83	0.040	0.25	0.135	0.250
SS-33-8-P	29989	12-10	8	0.35	0.32	0.28	1.03	0.83	0.040	0.25	0.135	0.250
SS-33-10-P	29990	12-10	10	0.36	0.32	0.28	1.03	0.83	0.040	0.25	0.135	0.250
SS-33-14-P	29991	12-10	1/4	0.48	0.43	0.44	1.24	0.99	0.040	0.25	0.135	0.250



SS-33-6-P	SS-33-8-P	SS-33-10-P	SS-33-14-P
Stud Size 6	Stud Size 8	Stud Size 10	Stud Size 1/4
Wire Range 12-10	Wire Range 12-10	Wire Range 12-10	Wire Range 12-10

High-Temperature Butted Seam Standard Fork Terminals 900°F (482°C)

Product Number	UPC (054007-)	Wire Range (AWG)	Stud Size	W	C	L	E	Thickness	Barrel Length	Barrel I.D.
HT-31-10	29612	22-18	10	0.34	0.29	0.70	0.54	0.030	0.25	0.070
HT-32-10	29613	16-14	10	0.34	0.29	0.70	0.54	0.030	0.25	0.090
HT-33-10	29600	12-10	10	0.38	0.28	0.73	0.53	0.040	0.25	0.135



HT-31-10

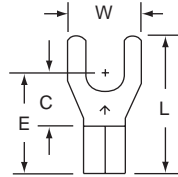
Stud Size
Wire Range

10
22-18



HT-32-10

10
16-14



HT-33-10

10
12-10

Non-Insulated Brazed Seam Standard Fork Terminals



Product Number	UPC (054007-)	Wire Range (AWG)	Stud Size	W	C	L	E	Thickness	Barrel Length	Barrel I.D.
31-6-W	28056	22-18	6	0.34	0.29	0.70	0.54	0.030	0.25	0.070
31-8-W	28058	22-18	8	0.34	0.29	0.70	0.54	0.030	0.25	0.070
31-10-W	28060	22-18	10	0.34	0.29	0.70	0.54	0.030	0.25	0.070
32-6-W	28453	16-14	6	0.34	0.29	0.70	0.54	0.030	0.25	0.090
32-8-W	28455	16-14	8	0.34	0.29	0.70	0.54	0.030	0.25	0.090
32-10-W	28457	16-14	10	0.34	0.29	0.70	0.54	0.030	0.25	0.090
33-6-W	28776	12-10	6	0.38	0.29	0.73	0.54	0.040	0.25	0.135
33-8-W	28777	12-10	8	0.38	0.29	0.73	0.54	0.040	0.25	0.135
33-10-W	28778	12-10	10	0.38	0.29	0.73	0.54	0.040	0.25	0.135



31-6-W

Stud Size
Wire Range

6
22-18



31-8-W

8
22-18



31-10-W

10
22-18



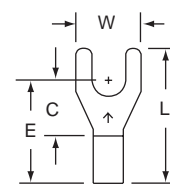
32-6-W

6
16-14



32-8-W

8
16-14



32-10-W

10
16-14



33-6-W

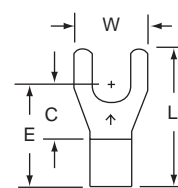
Stud Size
Wire Range

6
12-10



33-8-W

8
12-10



33-10-W

10
12-10

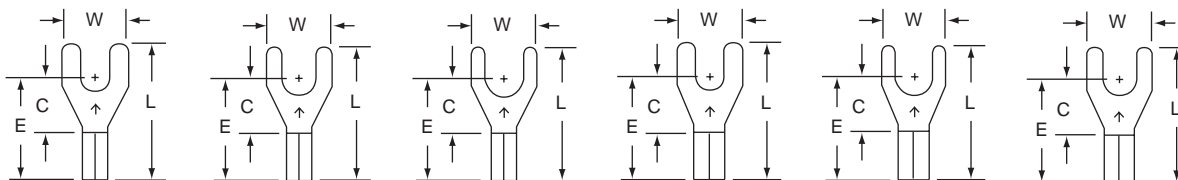
Non-Insulated Butted Seam Standard Fork Terminals



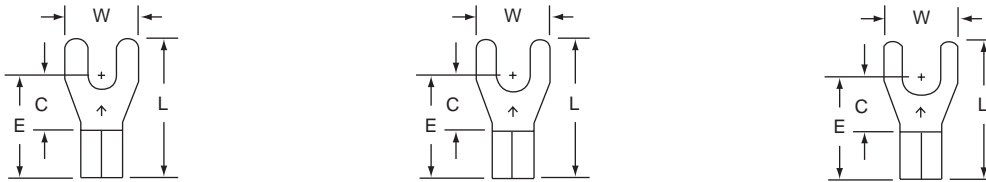
Product Number	UPC (054007-)	Wire Range (AWG)	Stud Size	W	C	L	E	Thickness	Barrel Length	Barrel I.D.
30-0†	27854	26-24*	0	0.13	0.12	0.30	0.24	0.020	0.13	0.030
30-4†	27855	26-24*	4	0.20	0.21	0.46	0.35	0.020	0.14	0.030
30-6†	27856	26-24*	6	0.25	0.28	0.53	0.40	0.020	0.13	0.030
31-6	28050	22-18	6	0.34	0.29	0.70	0.54	0.030	0.25	0.070
31-8	28052	22-18	8	0.34	0.29	0.70	0.54	0.030	0.25	0.070
31-10	28054	22-18	10	0.34	0.29	0.70	0.54	0.030	0.25	0.070
32-6	28447	16-14	6	0.34	0.29	0.70	0.54	0.030	0.25	0.090
32-8	28449	16-14	8	0.34	0.29	0.70	0.54	0.030	0.25	0.090
32-10	28451	16-14	10	0.34	0.29	0.70	0.54	0.030	0.25	0.090
33-6	28773	12-10	6	0.38	0.29	0.73	0.54	0.040	0.25	0.135
33-8	28774	12-10	8	0.38	0.29	0.73	0.54	0.040	0.25	0.135
33-10	28775	12-10	10	0.38	0.29	0.73	0.54	0.040	0.25	0.135

† Product not shown

* Not UL Listed or CSA Certified



Stud Size	31-6 6	31-8 8	31-10 10	32-6 6	32-8 8	32-10 10
Wire Range	22-18	22-18	22-18	16-14	16-14	16-14



Stud Size	33-6 6	33-8 8	33-10 10
Wire Range	12-10	12-10	12-10

Nylon Insulated with Insulation Grip Standard Fork Terminals



Product Number	UPC (054007-)	Wire Range (AWG)	Stud Size	Dimensions				Thickness	Barrel Length	Barrel I.D.	Maximum Insulator Diameter
				W	C	L	E				
30-0-NB	27848	26-24*	0	0.13	0.12	0.46	0.40	0.020	0.13	0.030	0.093
30-4-NB	27849	26-24*	4	0.20	0.21	0.61	0.49	0.020	0.14	0.030	0.093
30-6-NB	27850	26-24*	6	0.25	0.28	0.69	0.56	0.020	0.13	0.030	0.093
31-6-NB	28038	22-18	6	0.34	0.29	0.89	0.73	0.030	0.25	0.070	0.145
31-8-NB	28040	22-18	8	0.34	0.29	0.89	0.73	0.030	0.25	0.070	0.145
31-10-NB	28042	22-18	10	0.34	0.29	0.89	0.73	0.030	0.25	0.070	0.145
32-6-NB	28435	16-14	6	0.34	0.29	0.91	0.75	0.030	0.25	0.090	0.170
32-8-NB	28437	16-14	8	0.34	0.29	0.91	0.75	0.030	0.25	0.090	0.170
32-10-NB	28439	16-14	10	0.34	0.29	0.91	0.75	0.030	0.25	0.090	0.170
33-6-NB	28767	12-10	6	0.38	0.29	1.03	0.84	0.040	0.25	0.135	0.250
33-8-NB	28768	12-10	8	0.38	0.29	1.03	0.84	0.040	0.25	0.135	0.250
33-10-NB	28769	12-10	10	0.38	0.29	1.03	0.84	0.040	0.25	0.135	0.250

* Not UL Listed or CSA Certified

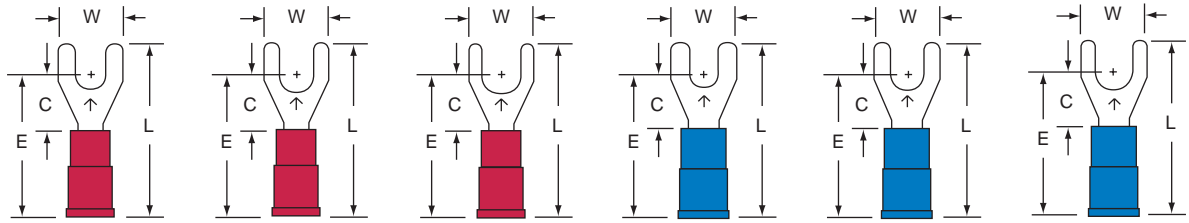


Vinyl Insulated Butted Seam Standard Fork Terminals

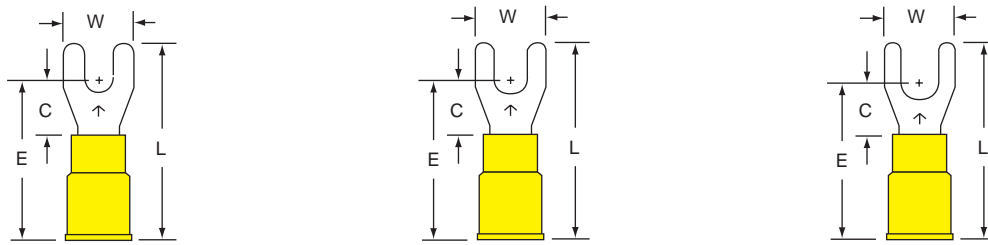


Phone 800/472 1190 Fax 800/262 6329

Product Number	UPC (054007-)	Wire Range (AWG)	Stud Size	Dimensions				Thickness	Barrel Length	Barrel I.D.	Maximum Insulator Diameter
				W	C	L	E				
31-6-P	28044	22-18	6	0.34	0.29	0.90	0.74	0.030	0.25	0.070	0.145
31-8-P	28046	22-18	8	0.34	0.29	0.90	0.74	0.030	0.25	0.070	0.145
31-10-P	28048	22-18	10	0.34	0.29	0.90	0.74	0.030	0.25	0.070	0.145
32-6-P	28441	16-14	6	0.34	0.29	0.90	0.74	0.030	0.25	0.090	0.170
32-8-P	28443	16-14	8	0.34	0.29	0.90	0.74	0.030	0.25	0.090	0.170
32-10-P	28445	16-14	10	0.34	0.29	0.90	0.74	0.030	0.25	0.090	0.170
33-6-P	28770	12-10	6	0.38	0.29	1.03	0.84	0.040	0.25	0.135	0.250
33-8-P	28771	12-10	8	0.38	0.29	1.03	0.84	0.040	0.25	0.135	0.250
33-10-P	28772	12-10	10	0.38	0.29	1.03	0.84	0.040	0.25	0.135	0.250



31-6-P Stud Size: 6 Wire Range: 22-18	31-8-P Stud Size: 8 Wire Range: 22-18	31-10-P Stud Size: 10 Wire Range: 22-18	32-6-P Stud Size: 6 Wire Range: 16-14	32-8-P Stud Size: 8 Wire Range: 16-14	32-10-P Stud Size: 10 Wire Range: 16-14
--	--	--	--	--	--

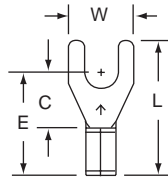


33-6-P Stud Size: 6 Wire Range: 12-10	33-8-P Stud Size: 8 Wire Range: 12-10	33-10-P Stud Size: 10 Wire Range: 12-10
--	--	--

Heavy-Duty Non-Insulated Butted Seam Fork Terminals



Product Number	UPC (054007-)	Wire Range (AWG)	Stud Size	W	C	L	E	Thickness	Barrel Length	Barrel I.D.
323-6	29002	16-12	6	0.38	0.28	0.73	0.53	0.050	0.25	0.110
323-10	29004	16-12	10	0.38	0.28	0.73	0.53	0.050	0.25	0.110



323-6

323-10

Stud Size
Wire Range

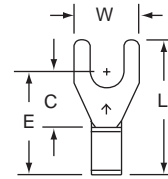
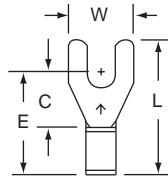
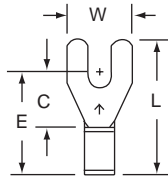
6
16-12

10
16-12

Heavy-Duty Non-Insulated Brazed Seam Fork Terminals



Product Number	UPC (054007-)	Wire Range (AWG)	Stud Size	W	C	L	E	Thickness	Barrel Length	Barrel I.D.
323-6-W	29005	16-12	6	0.38	0.28	0.73	0.53	0.050	0.25	0.110
323-8-W	94952	16-12	8	0.38	0.28	0.73	0.53	0.050	0.25	0.110
323-10-W	29007	16-12	10	0.38	0.28	0.73	0.53	0.050	0.25	0.110



323-6-W

323-8-W

323-10-W

Stud Size
Wire Range

6
16-12

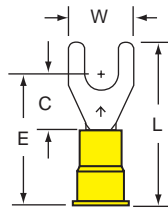
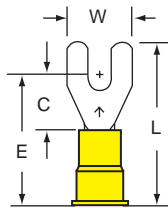
8
16-12

10
16-12

Heavy-Duty Vinyl Insulated Butted Seam Fork Terminals



Product Number	UPC (054007-)	Wire Range (AWG)	Stud Size	W	C	L	E	Thickness	Barrel Length	Barrel I.D.	Maximum Insulator Diameter
323-6-P	28999	16-12	6	0.38	0.28	1.03	0.83	0.050	0.25	0.110	0.250
323-10-P	29001	16-12	10	0.38	0.28	1.03	0.83	0.050	0.25	0.110	0.250



323-6-P

323-10-P

Stud Size
Wire Range

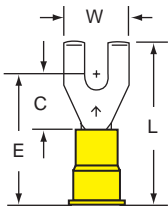
6
16-12

10
16-12

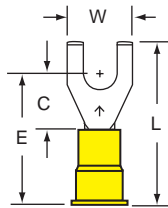
Heavy-Duty Vinyl Insulated Butted Seam Flanged Fork Terminals



Product Number	UPC (054007-)	Wire Range (AWG)	Stud Size	W	C	L	E	Thickness	Barrel Length	Barrel I.D.	Maximum Insulator Diameter
223-6-P	29020	16-12	6	0.38	0.28	1.03	0.83	0.050	0.25	0.110	0.250
223-10-P	29022	16-12	10	0.38	0.28	1.03	0.83	0.050	0.25	0.110	0.250



223-6-P
Stud Size 6
Wire Range 16-12

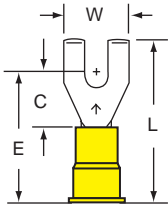


223-10-P
Stud Size 10
Wire Range 16-12

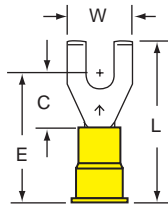
Heavy-Duty Nylon Insulated with Insulation Grip Flanged Fork Terminals



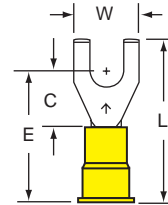
Product Number	UPC (054007-)	Wire Range (AWG)	Stud Size	W	C	L	E	Thickness	Barrel Length	Barrel I.D.	Maximum Insulator Diameter
223-6-NB	29017	16-12	6	0.38	0.28	1.03	0.83	0.050	0.25	0.11	0.250
223-8-NB	29018	16-12	8	0.38	0.28	1.03	0.83	0.050	0.25	0.11	0.250
223-10-NB	29019	16-12	10	0.38	0.28	1.03	0.83	0.050	0.25	0.11	0.250



223-6-NB
Stud Size 6
Wire Range 16-12



223-8-NB
Stud Size 8
Wire Range 16-12



223-10-NB
Stud Size 10
Wire Range 16-12

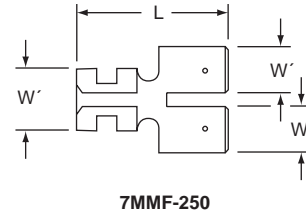
Stud Size
Wire Range

Non-Insulated Double Male-Female Disconnect Adapters



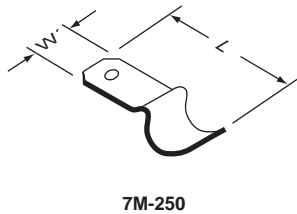
Product Number	UPC (054007-)	Mates with Female and Male Width (W') x Thickness	L
77-250*	29443	0.250 x 0.032	0.78
7MMF-250	29955	0.250 x 0.032	0.76

*Not UL Listed or CSA Certified



Non-Insulated Fuse-Clip Male Disconnect Adapter

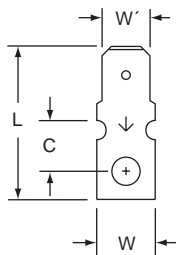
Product Number	UPC (054007-)	Male Width (W') x Thickness	L
7M-250	30095	0.250 x 0.030	0.77



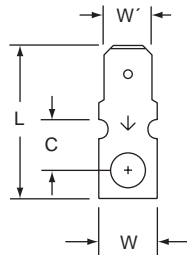
Non-Insulated Male Tabs (Rectangular Tongue)

Product Number	UPC (054007-)	Stud Size	Male Tab Width (W') x Thickness	W	C	L
07-6-250	29418	6	.250 x .030	0.30	0.26	0.80
07-8-250	29419	8	.250 x .030	0.30	0.26	0.80
07-10-250	29420	10	.250 x .030	0.30	0.26	0.80
07-6S-250 [†]	29421	6	.250 x .030	0.25	0.26	0.78
07-8S-250 [†]	29422	8	.250 x .030	0.25	0.78	

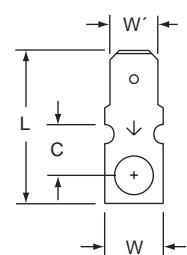
[†] Product not shown



07-6-250
6



07-8-250
8

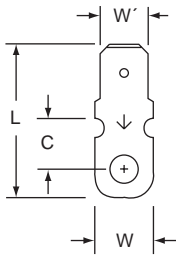


07-10-250
10

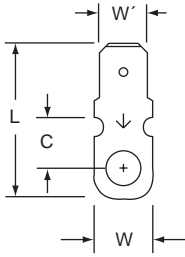
Stud Size

Non-Insulated Male Tabs (Ring Tongue)

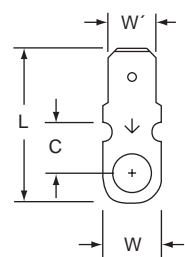
Product Number	UPC (054007-)	Stud Size	Male Tab Width (W') x Thickness	W	C	L
17-6-250	29415	6	0.250 x 0.030	0.34	0.26	0.83
17-8-250	29416	8	0.250 x 0.030	0.34	0.26	0.83
17-10-250	29417	10	0.250 x 0.030	0.34	0.26	0.83



17-6-250
6



17-8-250
8

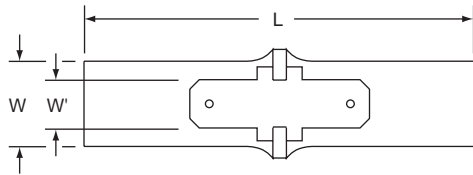


17-10-250
10

Stud Size

Vinyl Insulated Double Male Disconnect Adapter

Product Number	UPC (054007-)	Male Tab Width (W') x Thickness	L	Insulation Barrel W
7MM-250-PL	29401	0.250 x 0.032	2.12	0.44

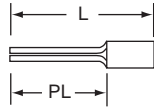


7MM-250-PL

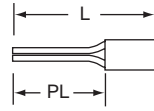
Non-Insulated Pin Terminals



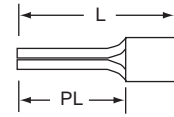
Product Number	UPC (054007-)	Wire Range (AWG)	Pin Diameter	L	Barrel Length	Barrel I.D.	PL
81P-47	49671	22-18	0.08	0.73	0.25	0.070	0.47
82P-47	49672	16-14	0.08	0.73	0.25	0.090	0.47
83P-55	49673	12-10	0.11	0.81	0.25	0.135	0.55



81P-47
22-18



82P-47
16-14



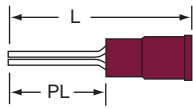
83P-55
12-10

Wire Range

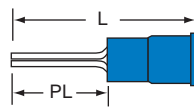
Nylon Insulated with Insulation Grip Pin Terminals



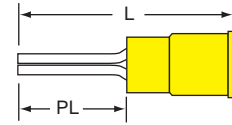
Product Number	UPC (054007-)	Wire Range (AWG)	Pin Diameter	L	Barrel Length	Barrel I.D.	PL	Maximum Insulation Diameter
81P-47-NB	49403	22-18	0.08	0.92	0.25	0.070	0.47	0.145
82P-47-NB	49408	16-14	0.08	0.92	0.25	0.090	0.47	0.170
83P-55-NB	49413	12-10	0.11	1.105	0.25	0.135	0.55	0.250



81P-47-NB
22-18



82P-47-NB
16-14



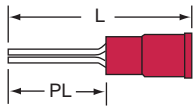
83P-55-NB
12-10

Wire Range

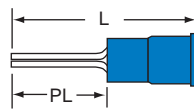
Vinyl Insulated Butted Seam Pin Terminals



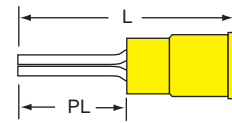
Product Number	UPC (054007-)	Wire Range (AWG)	Pin Diameter	L	Barrel Length	Barrel I.D.	PL	Maximum Insulation Diameter
81P-47-P	49404	22-18	0.08	0.92	0.25	0.070	0.47	0.145
82P-47-P	49409	16-14	0.08	0.92	0.25	0.090	0.47	0.170
83P-55-P	49414	12-10	0.11	1.105	0.25	0.135	0.55	0.250



81P-47-P
22-18



82P-47-P
16-14



83P-55-P
12-10

Wire Range

Nylon Insulated Bullet Style Male Disconnect

Product Number	UPC (054007-)	AWG (mm ²) Wire Range O.D.	Description
T-90-3*	29352	16-14	Nylon Plug (0.156 diameter)

* Part can be used with the 901 IDC Connector found on page 103 and 0.156 diameter female receptacles.



T-90-3

Highland™ Bagged Terminals

Highland terminals, disconnects, and connectors are for use in the assembly and maintenance of electrical systems. Highland terminals offer effective and reliable performance in a variety of types of general applications.

Available in low quantity, reclosable bags Highland terminals are the optimal choice for smaller jobs.



3M™ Highland™ Rings - Non-Insulated



Product Number [†]	Wire Range	Stud or Tab Size	UPC (054007-)	Terminals/Bag	Bags/Case
R10-10L	12-10	10	70320	50	5
R10-14L	12-10	1/4	70321	50	5
R10-14Q	12-10	1/4	70475	25	10
R14-4C	16-14	4	49896	100	5
R14-6C	16-14	6	70235	100	5
R14-6L	16-14	6	70322	50	10
R14-8C	16-14	8	70236	100	5
R14-8L	16-14	8	70323	50	10
R14-10C	16-14	10	70237	100	5
R18-4C	22-18	4	49902	100	5
R18-6C	22-18	6	70238	100	5
R18-6L	22-18	6	70325	50	10
R18-8C	22-18	8	70239	100	5
R18-8L	22-18	8	70326	50	10
R18-10C	22-18	10	70240	100	5

[†]Product Number ending in Q=25; L=50; C=100

3M™ Highland™ Rings - Vinyl Insulated



Product Number†	Wire Range	Stud or Tab Size	UPC (054007-)	Terminals/Bag	Bags/Case
RV10-6L	12-10	6	49893	50	5
RV10-8L	12-10	8	70328	50	5
RV10-8Q	12-10	8	70476	25	10
RV10-10L	12-10	10	70329	50	5
RV10-10Q	12-10	10	70477	25	10
RV10-14L	12-10	1/4	70330	50	5
RV10-14Q	12-10	1/4	70478	25	10
RV10-38L	12-10	3/8	70331	50	5
RV10-38Q	12-10	3/8	70479	25	10
RV10-516Q	12-10	5/16	49562	25	10
RV14-6C	16-14	6	70241	100	5
RV14-6L	16-14	6	70332	50	10
RV14-8C	16-14	8	70242	100	5
RV14-8L	16-14	8	70333	50	10
RV14-10C	16-14	10	70243	100	5
RV14-10L	16-14	10	70334	50	10
RV14-14C	16-14	1/4	70244	100	5
RV14-14L	16-14	1/4	70335	50	10
RV14-516L	16-14	5/16	49560	50	10
RV18-6C	22-18	6	70245	100	5
RV18-6L	22-18	6	70336	50	10
RV18-8C	22-18	8	70246	100	5
RV18-8L	22-18	8	70337	50	10
RV18-10C	22-18	10	70247	100	5
RV18-10L	22-18	10	70338	50	10
RV18-14C	22-18	1/4	70248	100	5
RV18-14L	22-18	1/4	70339	50	10

†Product Number ending in Q=25; L=50; C=100

3M Highland Standard Forks - Non-Insulated



Product Number†	Wire Range	Stud or Tab Size	UPC (054007-)	Terminals/Bag	Bags/Case
F14-6C	16-14	6	70211	100	5
F14-10C	16-14	10	70213	100	5

†Product Number ending in Q=25; L=50; C=100

3M™ Highland™ Standard Forks - Vinyl Insulated



Product Number†	Wire Range	Stud or Tab Size	UPC (054007-)	Terminals/Bag	Bags/Case
FV10-8L	12-10	8	70288	50	5
FV10-8Q	12-10	8	70460	25	10
FV10-10L	12-10	10	70289	50	5
FV10-10Q	12-10	10	70461	25	10
FV14-6L	16-14	6	70290	50	10
FV14-8C	16-14	8	70225	100	5
FV14-8L	16-14	8	70291	50	10
FV14-10C	16-14	10	70226	100	5
FV14-10L	16-14	10	70292	50	10

†Product Number ending in Q=25; L=50; C=100

3M Highland Block Forks - Non-Insulated



Product Number†	Wire Range	Stud or Tab Size	UPC (054007-)	Terminals/Bag	Bags/Case
BF10-8Q	12-10	8	70448	25	10
BF10-10L	12-10	10	70250	50	5
BF10-10Q	12-10	10	70449	25	10
BF14-6L	16-14	6	70251	50	10
BF14-8C	16-14	8	70198	100	5
BF18-6C	22-18	6	70200	100	5
BF18-6L	22-18	6	70254	50	10
BF18-8C	22-18	8	70201	100	5
BF18-8L	22-18	8	70255	50	10

†Product Number ending in Q=25; L=50; C=100

3M™ Highland™ Block Forks - Vinyl Insulated



Product Number†	Wire Range	Stud or Tab Size	UPC (054007-)	Terminals/Bag	Bags/Case
BFV10-6L	12-10	6	49891	50	5
BFV10-8L	12-10	8	70256	50	5
BFV10-8Q	12-10	8	70450	25	10
BFV10-10L	12-10	10	70257	50	5
BFV10-10Q	12-10	10	70451	25	10
BFV14-6C	16-14	6	70202	100	5
BFV14-6L	16-14	6	70258	50	10
BFV14-8C	16-14	8	70203	100	5
BFV14-8L	16-14	8	70259	50	10
BFV14-10C	16-14	10	70204	100	5
BFV14-10L	16-14	10	70260	50	10
BFV18-6C	22-18	6	70205	100	5
BFV18-6L	22-18	6	70261	50	10
BFV18-8C	22-18	8	70206	100	5
BFV18-8L	22-18	8	70262	50	10
BFV18-10C	22-18	10	49899	100	5
BFV18-10L	22-18	10	41515	50	10

†Product Number ending in Q=25; L=50; C=100

3M Highland Locking Forks - Non-Insulated



Product Number†	Wire Range	Stud or Tab Size	UPC (054007-)	Terminals/Bag	Bags/Case
LF10-8Q	12-10	8	70463	25	10
LF10-10Q	12-10	10	70464	25	10
LF10-14Q	12-10	14	70465	25	10
LF14-6L	16-14	6	70293	50	10
LF14-8L	16-14	8	70294	50	10
LF18-6L	22-18	6	70297	50	10
LF18-8L	22-18	8	70298	50	10

†Product Number ending in Q=25; L=50; C=100

3M Highland Locking Forks - Vinyl Insulated



Product Number†	Wire Range	Stud or Tab Size	UPC (054007-)	Terminals/Bag	Bags/Case
LFV10-6Q	12-10	6	70466	25	10
LFV10-8Q	12-10	8	70467	25	10
LFV10-10Q	12-10	10	70468	25	10
LFV10-14Q	12-10	14	70469	25	10
LFV14-6L	16-14	6	70299	50	10
LFV14-8L	16-14	8	70300	50	10
LFV14-10L	16-14	10	70301	50	10
LFV18-6L	22-18	6	70303	50	10
LFV18-8L	22-18	8	70304	50	10

†Product Number ending in Q=25; L=50; C=100

3M™ Highland™ Butt Splices



Product Number†	Wire Range	Stud or Tab Size	UPC (054007-)	Terminals/Bag	Bags/Case
BS10L	12-10	NA	70263	50	5
BS10Q	12-10	NA	70452	25	10
BS14C	16-14	NA	70207	100	5
BS14L	16-14	NA	70264	50	10
BS18C	22-18	NA	70208	100	5

†Product Number ending in Q=25; L=50; C=100

3M Highland Butt Splices - Vinyl Insulated



Product Number†	Wire Range	Stud or Tab Size	UPC (054007-)	Terminals/Bag	Bags/Case
BSV10L	12-10	NA	70266	50	5
BSV10Q	12-10	NA	70453	25	10
BSV14C	16-14	NA	70209	100	5
BSV14L	16-14	NA	70267	50	10
BSV18C	22-18	NA	70210	100	5
BSV18L	22-18	NA	70268	50	10

†Product Number ending in Q=25; L=50; C=100

3M Highland Female Disconnects - Non-Insulated



Product Number†	Wire Range	Stud or Tab Size	UPC (054007-)	Terminals/Bag	Bags/Case
FD14-187C	16-14	.187	49894	100	5
FD14-187L	16-14	.187	49895	50	10
FD14-250C	16-14	.250	70214	100	5
FD14-250L	16-14	.250	70275	50	10
FD18-187L	22-18	.187	49901	50	10
FD18-250C	22-18	.250	70215	100	5
FD18-250L	22-18	.250	70276	50	10

†Product Number ending in Q=25; L=50; C=100

3M™ Highland™ Female Disconnects - Vinyl Insulated



Product Number†	Wire Range	Stud or Tab Size	UPC (054007-)	Terminals/Bag	Bags/Case
FDV10-250L	12-10	.250	70282	50	5
FDV10-250Q	12-10	.250	70458	25	10
FDV14-187C	16-14	.187	70220	100	5
FDV14-187L	16-14	.187	70283	50	10
FDV14-250C	16-14	.250	70221	100	5
FDV14-250L	16-14	.250	70284	50	10
FDV18-187C	22-18	.187	70222	100	5
FDV18-187L	22-18	.187	70285	50	10
FDV18-250C	22-18	.250	70223	100	5
FDV18-250L	22-18	.250	70286	50	10

†Product Number ending in Q=25; L=50; C=100

3M Highland Female Disconnects - Nylon Fully Insulated



Product Number†	Wire Range	Stud or Tab Size	UPC (054007-)	Terminals/Bag	Bags/Case
FDI10-250L	12-10	.250	70277	50	5
FDI10-250Q	12-10	.250	70457	25	10
FDI14-187L	16-14	.187	70278	50	10
FDI14-250C	16-14	.250	70217	100	5
FDI14-250L	16-14	.250	70279	50	10
FDI18-187C	22-18	.187	70218	100	5
FDI18-187L	22-18	.187	70280	50	10
FDI18-250C	22-18	.250	70219	100	5
FDI18-250L	22-18	.250	70281	50	10

†Product Number ending in Q=25; L=50; C=100

3M Highland Male Tabs - Non-Insulated



Product Number†	Wire Range	Stud or Tab Size	UPC (054007-)	Terminals/Bag	Bags/Case
MT14-250L	16-14	.250	70306	50	10
MT18-187L	22-18	.187	70307	50	10

†Product Number ending in Q=25; L=50; C=100

3M™ Highland™ Male Tabs - Nylon Fully Insulated



Product Number†	Wire Range	Stud or Tab Size	UPC (054007-)	Terminals/Bag	Bags/Case
MTI10-250L	12-10	.250	70309	50	5
MTI10-250Q	12-10	.250	70471	25	10
MTI14-187C	16-14	.187	70227	100	5
MTI14-187L	16-14	.187	70310	50	10
MTI14-250C	16-14	.250	70228	100	5
MTI14-250L	16-14	.250	70311	50	10
MTI18-187C	22-18	.187	70229	100	5
MTI18-187L	22-18	.187	70312	50	10
MTI18-250L	22-18	.250	70313	50	10

†Product Number ending in Q=25; L=50; C=100

3M Highland Male Tabs - Vinyl Insulated



Product Number†	Wire Range	Stud or Tab Size	UPC (054007-)	Terminals/Bag	Bags/Case
MTV10-250L	12-10	.250	70314	50	5
MTV10-250Q	12-10	.250	70472	25	10
MTV14-187C	16-14	.187	70231	100	5
MTVI14-250C	16-14	.250	70232	100	5
MTV14-250L	16-14	.250	70316	50	10
MTV18-187C	22-18	.187	70233	100	5
MTV18-187L	22-18	.187	70317	50	10
MTV18-250L	22-18	.250	70318	50	10

†Product Number ending in Q=25; L=50; C=100

3M Highland Snap Plugs - Vinyl Insulated



Product Number†	Wire Range	Stud or Tab Size	UPC (054007-)	Terminals/Bag	Bags/Case
SPV14-156L	16-14	.156	70342	50	10
SPV18-156L	22-18	.156	70343	50	10

†Product Number ending in Q=25; L=50; C=100

3M Highland Snap Receptacles - Nylon Fully Insulated



Product Number†	Wire Range	Stud or Tab Size	UPC (054007-)	Terminals/Bag	Bags/Case
SRI14-156L	16-14	.156	70340	50	10

†Product Number ending in Q=25; L=50; C=100

Kits



3M™ Scotchlok™ Terminal Assortment Kit STK-1 (Filled)

The 3M Scotchlok Terminal Kit STK-1 is filled with 3M's most frequently purchased products, including 14 of our most popular terminals.

The STK-1 is constructed of durable metal with individual product compartments. While the compartments keep you organized, the rugged metal frame protects the contents, even in the harshest environment. Overall box size is 13-3/4"L x 10"W x 2 1/2"H.

Product	UPC (051138)	Color	Boxes/Case
STK-1 Terminal Asst. Kit	25348	Red	1
Part #			Qty.
Scotchlok TH-440 Crimping Tool			1
Scotchcode SPD-0-9 Tape Dispenser			1
3M 06225 Cable Ties			100
3M 06226 Cable Ties			100
Highland RV18-8 Ring Tongue Terminal			50
Highland RV14-6 Ring Tongue Terminal			50
Highland RV14-8 Ring Tongue Terminal			50
Highland RV14-10 Ring Tongue Terminal			50
Highland RV10-10 Ring Tongue Terminal			25
Highland RV18-6 Ring Tongue Terminal			25
Highland FDV14-250 Female Disconnects			50
Highland BFV14-8 Fork Terminals			50
Highland BFV14-10 Fork Terminals			50
Highland BFV18-8 Fork Terminals			50
Highland BFV18-6 Fork Terminals			50
Highland BSV18 Butt Connectors			50
Highland BSV14 Butt Connectors			50
Highland BSV10 Butt Connectors			25



3M™ Scotchlok™ Heat Shrink Terminal Box (Empty)

This rugged metal case with a customized interior of molded plastic has 20 individual terminal compartments, and one large crimp

tool compartment. Order contents separately. Overall box size is 13-3/4"L x 10"W x 2 1/2"H.

Product	UPC (054007)	Color	Boxes/Case
Heat Shrink Terminal Box	09966	Red	6

3M™ Scotchlok™ Metal Terminal Box (Empty)



This metal case with plastic insert tray is divided into 14 terminal compartments, one tool compartment and two miscellaneous compartments. Order contents separately. Overall box size is 13-3/4"L x 10"W x 2 1/2"H.

Product	UPC (054007)	Boxes/Case
Red Terminal Box	11900	6

3M™ Scotchlok™ Plastic Terminal Box (Empty)



This is a plastic organizing box for terminals. It is divided into 13 compartments, including one size to hold a crimping tool. Order contents separately. Overall box size is 11"L x 7"W x 1 3/4"H.

Product	UPC (054007)	Boxes/Case
Yellow Terminal Box	02351	24

3M™ Scotchlok™ Terminal Assortment Kit SDTK-1 (Filled)

The 3M Scotchlok SDTK-1 Terminal Assortment Kit consists of a white plastic case with 12 individual product compartments, including a space for your 3M TH-440 crimping tool.

Product	UPC (054007-)	Color	Boxes/Case
SDTK-1 Terminal Box	41983	White	20

Part #	Qty.
71M-250-32-NL	8
72M-250-32-NL	8
73M-250-32-NL	8
801	8
952	8
722-N	8
71F-250-32-NL	8
72F-250-32-NL	8
73F-250-32-NL	8
801	8
952	8
718-N	8
TH-440	1

3M™ Scotchlok™ Terminal Assortment Kit SDTK-2 (Filled)



The 3M Scotchlok Terminal Assortment Kit SDTK-2 consists of a white plastic case with 12 individual product compartments, including a space for your 3M TH-440 crimping tool.

Product	UPC (054007-)	Color	Boxes/Case
SDTK-2 Terminal Box	41984	White	20

Part #	Qty.
11-10-P	12
12-6S-P	12
12-10-P	12
13-10-P	8
BS-31-6-P	12
BS-32-6-P	12
32-10-P	12
72F-250-32-P	12
61-P	11
62-P	10
722-N	13
718-N	8
TH-440	1

Tools

3M™ Scissors Style TH-440

A compact, high-quality tool designed to perform the six most common electrical wiring functions.

- Made of 1.125" (28,57 mm) heat-treated carbon steel
- Handles a variety of terminal and connector styles — insulated and non-insulated
- Range of 22–10 AWG
- 3M Terminals and Connectors are UL Listed and CSA Certified when used with the TH-440



Features:

1. Anvil-type wire cutter for clean cuts.
2. Crimp dies for 22–10 AWG insulated terminals, connectors and closed-end connectors.
3. Cut-off dies for mild steel and non-ferrous screws.
4. Crimp dies for 22–10 AWG non-insulated terminals and connectors.
5. Wire stripping stations for circumferential cutless effort.
6. Crimp die for 7 and 8 mm ignition parts.
7. Cushioned, vinyl grips.
8. Available with 3M logo, your logo or plain.

For specific tooling applications, refer to the smallest unit container or the Tool Selection Guides in the Appendix.

Product (add package code when ordering)	UPC (054007-)	Wire Range	Tools/ Carton	Tools/ Case
TH-440	30120	22-10	1	10

3M™ Scissors Style TH-450

The most versatile heavy-duty tool we've ever offered.

- Made of 1.40" (35,5 mm) high-strength, heat-treated carbon steel
- Tool is lightweight without sacrificing strength
- Handles a variety of terminal and conductor styles; including flags, closed-end connectors, crimp sleeves and standard parts — insulated and non-insulated
- Range of 26–6 AWG
- 3M Terminals and Connectors are UL Listed and CSA Certified when used with the TH-450



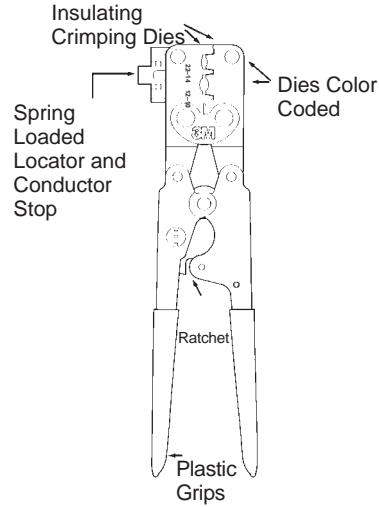
Features:

1. Anvil-type wire cutter.
- 2, 3. Crimp dies for 26–10 AWG insulated terminals and closed-end connectors.
4. Cut-off dies for mild steel and non-ferrous screws.
5. Crimp dies for 12–6 AWG non-insulated terminals, connectors, flags, disconnects, crimp sleeves and high-temperature terminals.
6. Crimp dies for 6–8 AWG insulated terminals and butt connectors.
7. Crimp die for 26–14 AWG non-insulated terminals, connectors, flags, disconnects and crimp sleeves.
8. Wire-stripping stations for circumferential cutless effort.
9. Strip length guide.
10. Textured, cushioned grips.
11. Available with 3M logo, your logo or plain.

For specific tooling applications, refer to the smallest unit container or the Tool Selection Guides in the Appendix.

Product (add package code when ordering)	UPC (054007-)	Wire	Tools/ Carton	Tools/ Case
TH-450	49575	26-6	1	10

3M™ Ratchet TR-482



Tool Capability:

Crimps barrel and insulation grip simultaneously on No. 22–10 AWG (0.35–6.0 mm²) insulated terminals and connectors — nylon or vinyl insulated, butted or brazed seam.

Crimping Dies:

No. 22–14 AWG (0.35–2.5 mm²) red and blue color coded.
No. 12–10 AWG (4.0–6.0 mm²) yellow color coded.

Field Recalibration: Calibration of ratchet can be accomplished in the field. See calibration and maintenance instructions packaged with the tool.

Terminal Locator: Spring loaded locator orients, positions and holds terminals and connectors.

Conductor Stop: Provides proper insertion of conductor in the terminal barrel.

Positive Closure: Ratchet requires full closure of handles to ensure proper crimp.

Materials and Finish: Hardened steel jaws and handles with corrosion resistant finish.

Weight: 1.1 lbs.

Grip: Plastic.

Specifications:

Insulated terminals from 22–10 AWG shall be crimped with a positive-action ratchet tool and UL Listed and CSA Certified with that tool. The dies shall be of a smooth, contour shape; and crimp the conductor barrel and insulation grip simultaneously. The tool shall have a locator, which will orient the terminal, position the terminal for crimping, hold the terminals in place, and act as a wire stop. The tool shall be compound-lever type with a ratchet mechanism to ensure positive closure for full-crimping cycle. The tool shall be capable of field adjustment to proper calibration with common tools and materials specified in the maintenance and calibration section of the instruction booklet provided with the tool. The manufacturer shall provide a guide for maintenance procedures and instructions to field inspect for specified die gaps. Jaws shall be hardened steel and coated with a corrosion-resistant finish. Tool shall be a Scotchlok™ TR-482.

Insulated 3M Terminals and Connectors are UL Listed and CSA Certified with the TR-482. For specific tooling information, see Tool Selection Guide in the Appendix.

Product (add package code when ordering)	UPC (054007-)	Wire	Tools/ Carton	Tools/ Case
TR-482	11902	22-10	1	10

3M™ Ratchet TR-490

Tool Capability:

Crimps barrel and insulation grip independently on No. 22–10 AWG (0.35–6.0 mm²) insulated and non-insulated terminals and connectors — nylon or vinyl insulated, butted or brazed seam.

Crimping Dies:

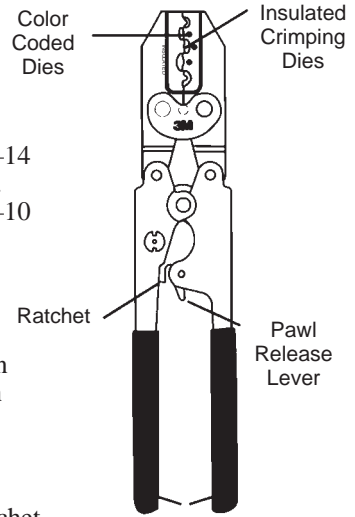
Insulated No. 22–18 AWG (0.35–0.97 mm²) red color coded.
Insulated no. 16–14 AWG

(1.3–2.5 mm²) blue color coded.

Insulated No. 12–10 AWG (4.0–6.0 mm²) yellow color coded.

Non-Insulated No. 22–14 AWG (0.35–2.5 mm²).

Non-Insulated No. 12–10 AWG (4.0–6.0 mm²).



Field Recalibration:

Calibration adjustment of ratchet can be accomplished in the field. See calibration and maintenance instructions packaged with the tool.

Positive Closure:

Ratchet requires full closure of handles to ensure proper crimp. Ratchet release lever allows removal of misplaced terminals.

Materials and Finish: Hardened steel jaws and handles with corrosion resistant finish.

Weight: 0.8 lbs.

Grip: Plastic.

Specifications:

Non-insulated and insulated terminals, and connectors from 22–10 AWG shall be crimped with a positive action (ratchet) tool, and be UL Listed and CSA Certified with that tool. Non-insulated die shall be of an indent shape, and insulated die shall be of a flat, smooth shape capable of crimping pre-insulated vinyl, nylon terminals and connectors. Dies shall be marked with the appropriate wire range and insulated dies shall be color coded — red for 22–18 AWG, blue for 16–14 AWG, and yellow for 12–10 AWG. The tool shall be compound lever type with a ratchet mechanism to ensure positive closure for full crimping cycle. Tool shall be capable of field adjustment to proper calibration with common tools and materials specified in the maintenance and calibration section of the instruction booklet provided with the tool. The manufacturer shall provide a guide for maintenance procedures and instructions to field inspect for specified die gaps. Jaws shall be hardened steel and coated with a corrosion-resistant finish. Tool shall be a 3M Scotchlok™ TR-490.

3M Terminals and Connectors are UL Listed and CSA Certified with the TR-490. For specific tooling information, see the Tool Selection Guide in the the Appendix.

Product (add package code when ordering)	UPC (054007-)	Wire	Tools/ Carton	Tools/ Case
TR-490	70481	22-10	1	10

Tools for 3M Butt, Fork and Ring Terminals

Wire Range	Terminal Barrel		Scissor Tool		Ratchet Tool	
	Prefix	Style / Suffix	TH-440	TH-450	TR-482	TR-490
22-18	11, 21, 31, 41, 51*, 61 332, 422, 722, BS-21 BS-31, L-11, SS-31	Bare / None, S, SN Vinyl / LP, P, SP Nylon / N, NS, SN, WN Nylon w/grip / NB, NBM	• • • •	• • • •	• • • •	• • • •
16-14	12, 22, 32, 42, 52*, 62 316, 416, 718, BS-22 BS-32, L-12, SS-31	Bare / None, S, SN Vinyl / LP, P, SP Nylon / N, NS, SN, WN Nylon w/grip / NB, NBM	• • • •	• • • •	• • • •	• • • •
16-12	123, 323	Bare / None, S, SN Vinyl / LP, P, SP Nylon / N, NS, SN, WN Nylon w/grip / NB, NBM	• • • •	• • • •	• • • •	• • • •
12-10	13, 23, 33, 43, 53*, 63 312, 412, BS-23 BS-33, L-13, SS-33	Bare / None, S, SN Vinyl / LP, P, SP Nylon / N, NS, SN, WN Nylon w/grip / NB, NBM	• • • •	• • • •	• • • •	• • • •
8	14*	Bare / None Vinyl / SP Nylon / WN		• • •		
6	15*	Bare / None Vinyl / SP Nylon / WN		• • •		



























* Only use with the TH-450 for UL Listing and CSA Certification

Tools for 3M Butt, Fork and Ring Terminals

Wire Range	Terminal Barrel		Scissor Tool		Ratchet Tool	
	Prefix	Style / Suffix	TH-440	TH-450	TR-482	TR-490
22-18	71F, 71M, 751*	Bare / None Vinyl / P Nylon / NB, NBL, NL	• • •	• • •	• • •	• • •
16-14	72F, 72M, 752*	Bare / None Vinyl / P Nylon / NB, NBL, NL	• • •	• • •	• • •	• • •
12-10	73F, 73M, 753*	Bare / None Vinyl / P Nylon / NB, NBL, NL	• • •	• • •	• • •	• • •

* Only use with the TH-450 for UL Listing and CSA Certification

Terminal Stud Size Chart

Stud Size			Stud Size			3M Terminal Hole Diameter
US/Inches		Diameter	OUS/Metric		Diameter	
#2		0.086" (2,144 mm)	M2		2,0 mm (0.080")	0.095" (2,4 mm)
#4		0.112" (2,844 mm)	M2,5		2,5 mm (0.100")	0.120" (3,0 mm)
#5		0.125" (3,175 mm)	M3		3,0 mm (0.120")	0.148" (3,8 mm)
#6		0.138" (3,505 mm)	M3,5		3,5 mm (0.140")	0.148" (3,8 mm)
#8		0.164" (4,166 mm)	M4		4,0 mm (0.176")	0.174" (4,4 mm)
#10		0.190" (4,826 mm)	M5		5,0 mm (0.20")	0.200" (5,1 mm)
1/4		0.250" (6,350 mm)	M6		6,0 mm (0.24")	0.265" (6,7 mm)
5/16		0.3125" (7,938 mm)	M8		8,0 mm (0.32")	0.328" (8,3 mm)
3/8		0.375" (9,525 mm)	M10		10,0 mm (0.40")	0.397" (10,1 mm)
7/16		0.4375" (11,113 mm)	M10		10,0 mm (0.48")	0.450" (11,4 mm)
1/2		0.500" (12,700 mm)	M12		12,0 mm (0.48")	0.515" (13,1 mm)
5/8		0.625" (15,875 mm)	M16		16,0 mm (0.64")	0.656" (16,7 mm)
3/4		0.750" (19,050 mm)	M18		18,0 mm (0.72")	0.781" (19,8 mm)

Ref: ISO 263-1973 for inch stud sizes and ISO 262-1973 for metric stud sizes.

American Wire Gauge

Size	Inches	Millimeters
4/0	0.4600	11,684
3/0	0.4096	10,040
2/0	0.3648	9,266
1/0	0.3249	8,253
1	0.2893	7,347
2	0.2576	6,543

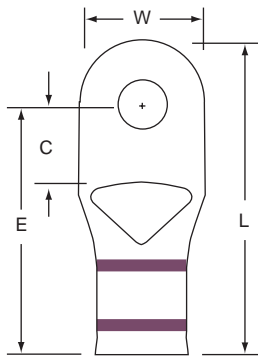
Size	Inches	Millimeters
4	0.2043	5,189
6	0.1620	4,115
8	0.1285	3,264
10	0.1019	2,588
12	0.0808	2,052
14	0.0641	1,628

Size	Inches	Millimeters
16	0.0508	1,290
18	0.0403	1,024
20	0.0320	0,813
22	0.0253	0,643
24	0.0201	0,511
26	0.0159	0,404

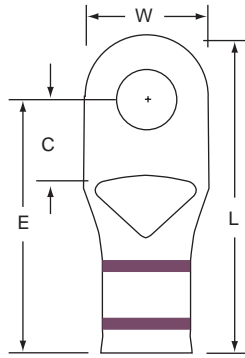
Large Gauge Ring Tongues - Non-Insulated Copper Seamless 2 AWG



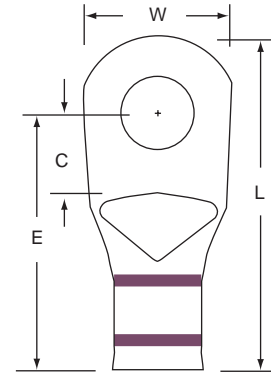
Product Number [†]	UPC (054007-)	Color Code	Wire Range (AWG)	Stud Size	W	C	L	E	Thickness	Barrel Length	Barrel I.D.	Inner Unit Pack	Case Qty.
MC2-14RX	09187	Brown	2 AWG	1/4" (6 mm ²)	0.63" (16,0 mm)	0.40" (10,2 mm)	1.62" (41,1 mm)	1.29" (32,8 mm)	0.11" (2,8 mm)	0.55" (14,0 mm)	0.341" (8,6 mm)	10/ box	100
MC2-516RX	09188	Brown	2 AWG	5/16" (8 mm ²)	0.63" (16,0 mm)	0.40" (10,2 mm)	1.62" (41,1 mm)	1.29" (32,8 mm)	0.11" (2,8 mm)	0.55" (14,0 mm)	0.341" (8,6 mm)	10/ box	100
MC2-38RX	09189	Brown	2 AWG	3/8" (10 mm ²)	0.78" (19,8 mm)	0.46" (11,7 mm)	1.75" (44,5 mm)	1.35" (34,3 mm)	0.11" (2,8 mm)	0.55" (14,0 mm)	0.341" (8,6 mm)	10/ box	100



MC2-14RX
Stud Size 1/4
Wire Range 2



MC2-516RX
Stud Size 5/16
Wire Range 2



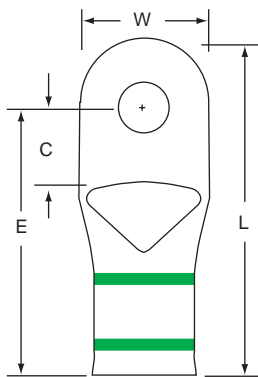
MC2-38RX
Stud Size 3/8
Wire Range 2

Stud Size
Wire Range

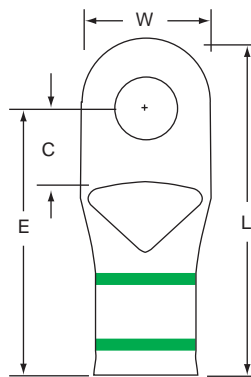
Large Gauge Ring Tongues - Non-Insulated Copper Seamless 1 AWG



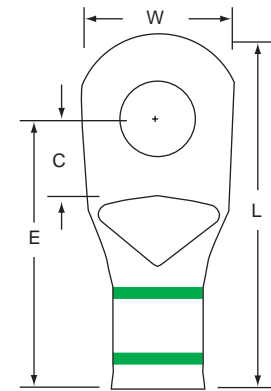
Product Number [†]	UPC (054007-)	Color Code	Wire Range (AWG)	Stud Size	W	C	L	E	Thickness	Barrel Length	Barrel I.D.	Inner Unit Pack	Case Qty.
MC1-14RX	09190	Green	1 AWG	1/4" (6 mm ²)	0.68" (17,3 mm)	0.39" (9,9 mm)	1.72" (43,7 mm)	1.37" (34,8 mm)	0.11" (2,8 mm)	0.60" (15,2 mm)	0.365" (9,3 mm)	10/ box	100
MC1-516RX	09191	Green	1 AWG	5/16" (8 mm ²)	0.68" (17,3 mm)	0.39" (9,9 mm)	1.72" (43,7 mm)	1.37" (34,8 mm)	0.11" (2,8 mm)	0.60" (15,2 mm)	0.365" (9,3 mm)	10/ box	100
MC1-38RX	09192	Green	1 AWG	3/8" (10 mm ²)	0.78" (19,8 mm)	0.46" (11,7 mm)	1.83" (46,5 mm)	1.43" (36,3 mm)	0.11" (2,8 mm)	0.60" (15,2 mm)	0.365" (9,3 mm)	10/ box	100



MC1-14RX
Stud Size 1/4
Wire Range 1



MC1-516RX
Stud Size 5/16
Wire Range 1



MC1-38RX
Stud Size 3/8
Wire Range 1

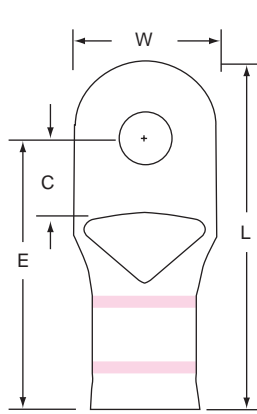
Stud Size
Wire Range

[†]Product Number ending in X = box; Product Number ending with K = bulk

Large Gauge Ring Tongues - Non-Insulated Copper Seamless 1/0 AWG



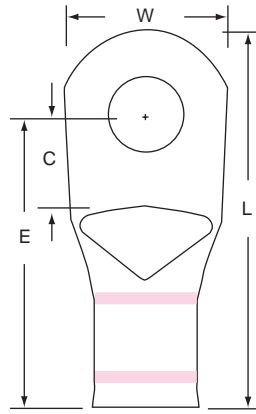
Product Number ¹	UPC (054007-)	Color Code	Wire Range (AWG)	Stud Size	Dimensions				Thickness	Barrel Length	Barrel I.D.	Inner Unit Pack	Case Qty.
					W	C	L	E					
MC1/0-14RX	09193	Pink	1/0 AWG	1/4"	0.75" (19,0 mm)	0.40" (10,2 mm)	1.83" (46,5 mm)	1.44" (36,6 mm)	0.11" (2,8 mm)	0.65" (16,5 mm)	0.412" (10,5 mm)	10/box	100
MC1/0-38RX	09194	Pink	1/0 AWG	3/8"	0.84" (21,3 mm)	0.46" (11,7 mm)	1.90" (48,3 mm)	1.52" (38,6 mm)	0.11" (2,8 mm)	0.65" (16,5 mm)	0.412" (10,5 mm)	10/box	100
MC1/0-12RX	09195	Pink	1/0 AWG	1/2"	0.84" (21,3 mm)	0.46" (11,7 mm)	1.90" (48,3 mm)	1.52" (38,6 mm)	0.11" (2,8 mm)	0.65" (16,5 mm)	0.412" (10,5 mm)	10/box	100



MC1/0-14RX

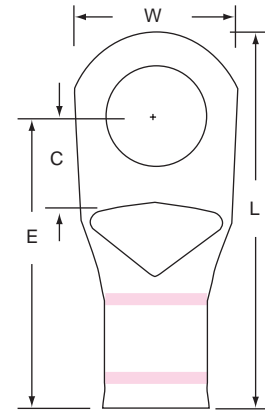
Stud Size
Wire Range

1/4
1/0



MC1/0-38RX

3/8
1/0



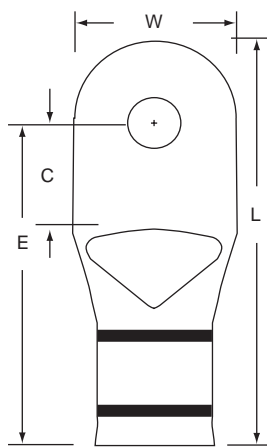
MC1/0-12RX

1/2
1/0

Large Gauge Ring Tongues - Non-Insulated Copper Seamless 2/0 AWG



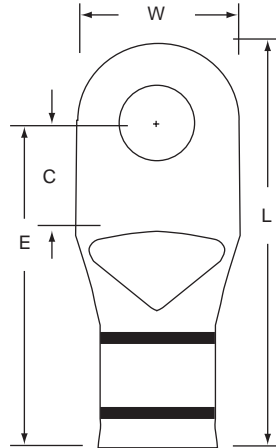
Product Number ¹	UPC (054007-)	Color Code	Wire Range (AWG)	Stud Size	Dimensions				Thickness	Barrel Length	Barrel I.D.	Inner Unit Pack	Case Qty.
					W	C	L	E					
MC2/0-14RX	09196	Black	2/0 AWG	1/4"	0.83" (21,1 mm)	0.50" (12,7 mm)	2.09" (53,1 mm)	1.63" (41,4 mm)	0.11" (2,8 mm)	0.68" (17,3 mm)	0.466" (11,8 mm)	10/box	100
MC2/0-38RX	09197	Black	2/0 AWG	3/8"	0.83" (21,1 mm)	0.50" (12,7 mm)	2.09" (53,1 mm)	1.63" (41,4 mm)	0.11" (2,8 mm)	0.68" (17,3 mm)	0.466" (11,8 mm)	10/box	100
MC2/0-12RX	09198	Black	2/0 AWG	1/2"	0.83" (21,1 mm)	0.50" (12,7 mm)	2.09" (53,1 mm)	1.63" (41,4 mm)	0.11" (2,8 mm)	0.68" (17,3 mm)	0.466" (11,8 mm)	10/box	100



MC2/0-14RX

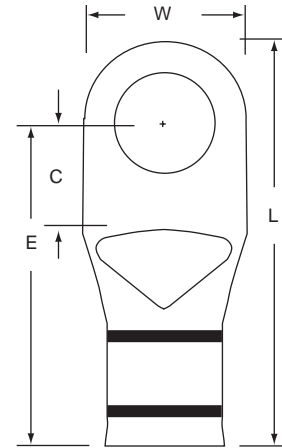
Stud Size
Wire Range

1/4
2/0



MC2/0-38RX

3/8
2/0



MC2/0-12RX

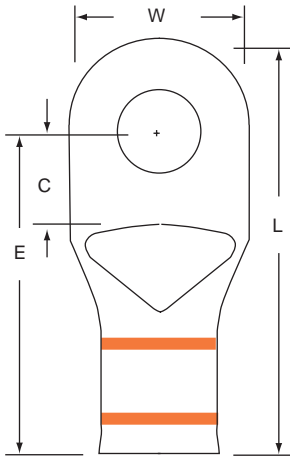
1/2
2/0

¹Product Number ending in X = box; Product Number ending with K = bulk

Large Gauge Ring Tongues - Non-Insulated Copper Seamless 3/0 AWG



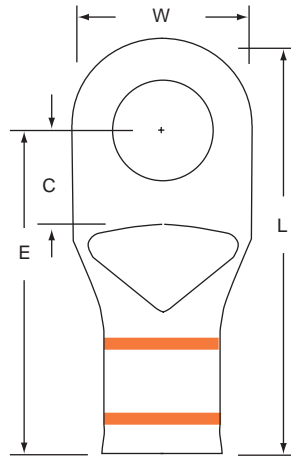
Product Number [†]	UPC (054007-)	Color Code	Wire Range (AWG)	Stud Size	W	C	L	E	Thickness	Barrel Length	Barrel I.D.	Inner Unit Pack	Case Qty.
MC3/0-38RX	09199	Orange	3/0 AWG	3/8" (10 mm ²)	0.92" (23,4 mm)	0.50" (12,7 mm)	2.16" (54,9 mm)	1.69" (42,9 mm)	0.12" (3,1 mm)	0.70" (17,8 mm)	0.516" (13,1 mm)	6/ box	60
MC3/0-12RX	09200	Orange	3/0 AWG	1/2" (12 mm ²)	0.92" (23,4 mm)	0.50" (12,7 mm)	2.16" (54,9 mm)	1.69" (42,9 mm)	0.12" (3,1 mm)	0.70" (17,8 mm)	0.516" (13,1 mm)	6/ box	60



MC3/0-38RX

Stud Size
Wire Range

3/8
3/0



MC3/0-12RX

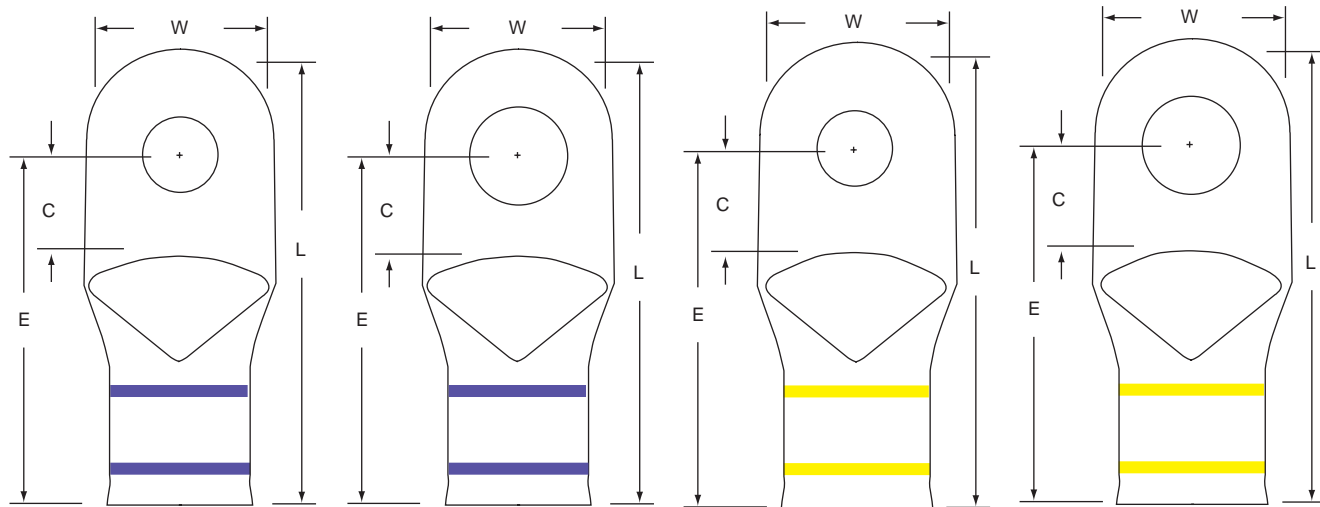
1/2
3/0

[†]Product Number ending in X = box; Product Number ending with K = bulk

Large Gauge Ring Tongues - Non-Insulated Copper Seamless 4/0 AWG-250 kcmil



Product Number ¹	UPC (054007-)	Color Code	Wire Range (AWG)	Stud Size	W	C	L	E	Thickness	Barrel Length	Barrel I.D.	Inner Unit Pack	Case Qty.
MC4/0-38RX	09201	Purple	4/0 AWG	3/8" (10 mm ²)	1.00" (25,4 mm)	0.54" (13,7 mm)	2.35" (59,7 mm)	1.84" (46,7 mm)	0.13" (3,3 mm)	0.73" (18,5 mm)	0.564" (14,3 mm)	6/ box	60
MC4/0-12RX	09202	Purple	4/0 AWG	1/2" (12 mm ²)	1.00" (25,4 mm)	0.54" (13,7 mm)	2.35" (59,7 mm)	1.84" (46,7 mm)	0.13" (3,3 mm)	0.73" (18,5 mm)	0.564" (14,3 mm)	6/ box	60
MC250-38RX	09203	Yellow	250 kcmil	3/8" (10 mm ²)	1.05" (26,7 mm)	0.54" (13,7 mm)	2.39" (60,7 mm)	1.86" (47,2 mm)	0.13" (3,3 mm)	0.73" (18,5 mm)	0.595" (15,1 mm)	6/ box	60
MC250-12RX	09204	Yellow	250 kcmil	1/2" (12 mm ²)	1.05" (26,7 mm)	0.54" (13,7 mm)	2.39" (60,7 mm)	1.86" (47,2 mm)	0.13" (3,3 mm)	0.73" (18,5 mm)	0.595" (15,1 mm)	6/ box	60



	MC4/0-38RX	MC4/0-12RX	MC250-38RX	MC250-12RX
Stud Size	3/8	1/2	3/8	1/2
Wire Range	4/0	4/0	250	250

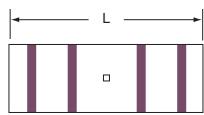
Phone 800/472 1190 Fax 800/262 6329

¹Product Number ending in X = box; Product Number ending with K = bulk

Large Gauge Butt Connectors - Non-Insulated Copper Seamless



Product Number ¹	UPC (054007-)	Color Code	Wire Range	L	Barrel I.D.	Inner Unit Pack	Case Qty.
MC2BCX	09205	Brown	2 AWG	1.35" (34,3 mm)	0.341" (8,6 mm)	10/ box	100
MC1BCX	09206	Green	1 AWG	1.35" (34,3 mm)	0.365" (9,3 mm)	10/ box	100
MC1/0BCX	09207	Pink	1/0 AWG	1.55" (39,4 mm)	0.412" (10,5 mm)	10/ box	100
MC2/0BCX	09208	Black	2/0 AWG	1.80" (45,7 mm)	0.466" (11,8 mm)	10/ box	100
MC3/0BCX	09209	Orange	3/0 AWG	1.90" (48,3 mm)	0.516" (13,1 mm)	3/ box	30
MC4/0BCX	09210	Purple	4/0 AWG	2.00" (50,8 mm)	0.564" (14,3 mm)	3/ box	30
MC250BCX	09211	Yellow	250 kcmil	2.00" (50,8 mm)	0.595" (15,1 mm)	3/ box	30

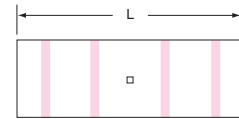


MC2BCX
2

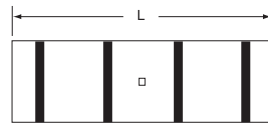
Wire Range



MC1BCX
1



MC1/0BCX
1/0

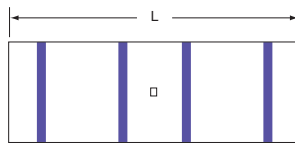


MC2/0BCX
2/0

Wire Range

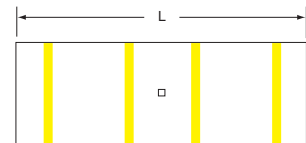


MC3/0BCX
3/0



MC4/0BCX
4/0

Wire Range



MC250BCX
250

¹Product Number ending in X = box; Product Number ending with K = bulk



Mouser Electronics

Authorized Distributor

Click to View Pricing, Inventory, Delivery & Lifecycle Information:

[3M:](#)

[83P-55-P-A](#) [BS-22-8](#) [BS-22-10-P](#) [81M-156-P](#) [771-250-P](#) [7MM-250-PL](#) [8FF-156-PL](#) [772-250-P-A](#) [12-56](#) [BS-21-10-P](#)