

Connector - SACC-M 8FS-4PCON - 1506781

Please be informed that the data shown in this PDF Document is generated from our Online Catalog. Please find the complete data in the user's documentation. Our General Terms of Use for Downloads are valid (<http://phoenixcontact.com/download>)



Sensor/actuator connector, female, straight, 4-pos., M8, Piercecon®, metal knurl, cable diameter max. 5 mm

Product Features

- Safe use in the field, thanks to a high degree of protection
- Flexible: connectors for on-site assembly
- Piercecon® connection: maximum contact density in a connector that can be assembled



Key Commercial Data

Packing unit	1 pc
Weight per Piece (excluding packing)	19.6 g
Custom tariff number	85366990
Country of origin	Germany

Technical data

Dimensions

External cable diameter	3 mm ... 5 mm
Stripping length of the sheath	35 mm

Ambient conditions

Ambient temperature (operation)	-25 °C ... 85 °C (Plug / socket)
Degree of protection	IP68

General

Rated current at 40°C	4 A
Rated voltage	30 V
Number of positions	4
Insulation resistance	≥ 100 MΩ
Coding	A - standard

Connector - SACC-M 8FS-4PCON - 1506781

Technical data

General

Standards/regulations	M8 connector IEC 61076-2-104
Status display	No
Overvoltage category	II
Degree of pollution	3
Connection method	Piercecon® fast connection
Conductor cross section	0.14 mm² ... 0.38 mm²
Conductor cross section AWG	22 ... 26
Wire diameter including insulation	1 mm ... 1.3 mm (Black wire clamping for 0.14 mm² ... 0.25 mm²)
	1.3 mm ... 1.6 mm (White wire clamping for 0.25 mm² ... 0.38 mm²)
Insertion/withdrawal cycles	≥ 100
Torque	0.5 Nm (Pressure nut with coupling sleeve)
	0.8 Nm (Connector with coupling sleeve)
	0.2 Nm (M8 knurl)

Material

Flammability rating according to UL 94	V0
Contact material	CuZn
Contact surface material	Ni/Au
Contact carrier material	PA 66
Material of grip body	PA 66
Material, knurls	Nickel-plated brass
Sealing material	NBR

Standards and Regulations

Standard designation	M8 connector
Standards/regulations	IEC 61076-2-104
Flammability rating according to UL 94	V0

Classifications

eCl@ss

eCl@ss 4.0	27140815
eCl@ss 4.1	27140815
eCl@ss 5.0	27260701
eCl@ss 5.1	27260701
eCl@ss 6.0	27279221
eCl@ss 7.0	27440104
eCl@ss 8.0	27440104

Connector - SACC-M 8FS-4PCON - 1506781

Classifications

eCl@ss

eCl@ss 9.0	27440102
------------	----------

ETIM

ETIM 2.0	EC001121
ETIM 3.0	EC002062
ETIM 4.0	EC002062
ETIM 5.0	EC002062

UNSPSC

UNSPSC 6.01	31251501
UNSPSC 7.0901	31251501
UNSPSC 11	31251501
UNSPSC 12.01	31251501
UNSPSC 13.2	31251501

Approvals

Approvals

Approvals

EAC / EAC

Ex Approvals

Approvals submitted

Approval details

EAC

EAC

Accessories

Accessories

Cable by the meter

Connector - SACC-M 8FS-4PCON - 1506781

Accessories

Cable ring - SAC-4P-100,0-PUR/0,25 - 1501692



Cable ring, PUR halogen-free black, 4-pos., conductor colors: brown / white / blue / black, cable length: 100 m

Cable ring - SAC-4P-100,0-PUR/0,34 - 1501663



Cable ring, PUR halogen-free black, 4-pos., conductor colors: brown / white / blue / black, cable length: 100 m

Protective cap

Screw plug - PROT-M 8 MS-PA-CHAIN - 1430860

M8 sealing cap made of plastic with fixing band for sensor cables, for M8 sockets



Screwdriver tools

Tool - SACC BIT M8-D12 - 1208474



Nut for assembling M8 connectors for assembly with a longitudinal knurl diameter of 12 mm, for 4 mm hexagonal drive

Adapter insert - TSD-M SAC-BIT ADAPTER - 1212600



Adapter bit for TSD-M...torque tools, E6.3-1/4" drive with 4 mm hexagon to accommodate SAC bits

Connector - SACC-M 8FS-4PCON - 1506781

Accessories

Torque tool

Torque screwdriver - TSD 02 SAC - 1208487



Torque screwdriver, with preset torque of 0.2 Nm and 4 mm hexagonal drive for M8 connectors

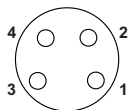
Torque screwdriver - TSD-M 1,2NM - 1212224



Torque screw driver, accuracy as per EN ISO 6789 standard, adjustable from 0.3 - 1.2 Nm

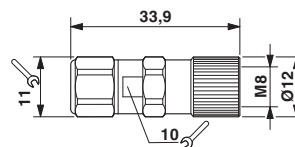
Drawings

Schematic diagram



Pin assignment M8 socket, 4-pos., view female side

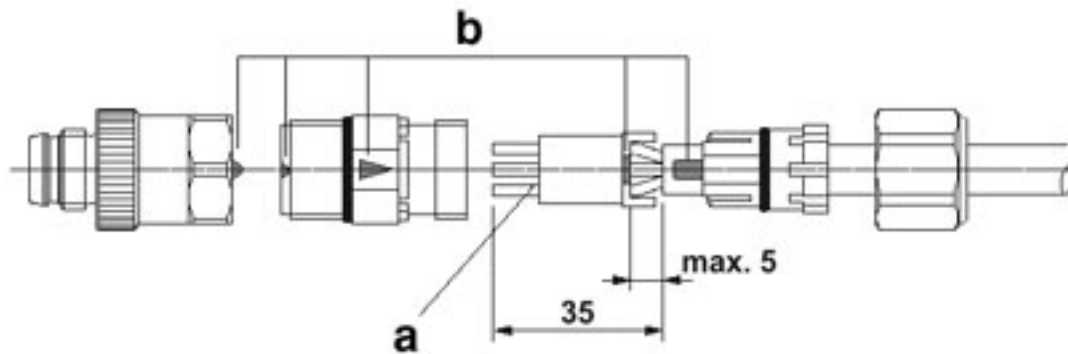
Dimensional drawing



Socket M8 x 1, straight

Connector - SACC-M 8FS-4PCON - 1506781

Functional drawing



Assembly steps for M8 connector with Piercecon® connection

a = Cut flush

b = Coding

Strip the conductor by approx. 35 mm and slide on the union nut and cable clamp type cage. Without stripping the insulation of the individual cores, guide them into the corresponding chamber of the elastic core clamping and cut them off flush on the contact side. The coding marks must be flush when mounted.

Mouser Electronics

Authorized Distributor

Click to View Pricing, Inventory, Delivery & Lifecycle Information:

[Phoenix Contact:](#)

[1506781](#)