


Multi-stage AC/DC EMI Filter with Excellent Attenuation Performance



- Rated currents from 1 to 30 A
- Two-stage filter
- Very high differential and common-mode attenuation
- Optional medical versions (B type)
- Optional safety versions (A type)
- Optional enhanced performance versions
- Optional overvoltage protection (Z type)



Performance indicators



Approvals



Features and benefits

- FN 2090 two-stage filters are designed for easy and fast chassis mounting.
- The FN 2090 filters are also available as B versions with no Y-capacitors for medical applications as well as A versions with low capacitance for safety critical applications with a requirement for low leakage currents.
- FN 2090 filters offers an optimized filter range for enhanced performance AC and DC applications, in same compact size (KK, LL, NN types)
- All filters provide an exceptional conducted attenuation performance, based on chokes with high permeable core material and excellent thermal behaviour.
- FN 2090 two-stage filters are designed for noisy applications requiring excellent filter performance.
- The higher inductivity versus amperage offers increased attenuation performance with the same form factor compared to FN 2060 and FN 2080 filter series.
- All FN 2090 filters can be delivered with optional surge pulse protection (Z type).
- FN 2090 filters are also available as singlestage filters (FN 2030 series).
- Various terminal options allow you to select the desired connection style.

Technical specifications

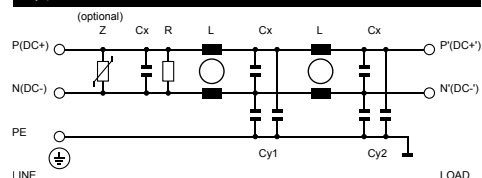
Rated voltage*	250 VAC, 50/60 Hz; 250 VDC
Operating frequency	DC to 400 Hz
Rated currents	1 to 30 A @ 40°C max.
High potential test voltage	P → PE 2000 VAC for 2 sec (equiv. cap <88 nF) P → PE 2550 VDC for 2 sec (equiv. cap >88 nF) P → PE 2500 VAC for 2 sec (B types) P → N 1100 VDC for 2 sec
Temperature range (operation and storage)	-25°C to +100°C (25/100/21)**
Certified to	UL 1283, CSA 22.2 No. 8 1986, IEC/EN 60939 (applies to AC and DC applications)
Flammability corresponding to	Terminal plastic for -06/-08 version: UL 94 V-0 Laces for -07 version: UL 94 VW-1 Grommet for -07 version: UL 94 V-0
Surge pulse protection (Z type)	Helps compliance to IEC61000-4-5 (Differential Mode only)
Overvoltage category	II acc. IEC 60664-1
Pollution degree	2 acc. IEC 60664-1
Altitude	2000m (above derating applies)**
MTBF @ 40°C/230 V (Mil-HB-217F)	1,300,000 hours (1 to 10 A types) 1,100,000 hours (12 A types) 517,000 hours (16 and 30 A types)

* maximum RMS operating voltage at rated frequency or the maximum DC operating voltage
 ** for dedicated requests exceeding this specification (e.g. -40 °C or higher altitude) please contact your local Schaffner Sales office

Typical applications

- Electrical and electronic equipment
- Consumer goods
- Household equipment
- Building automation
- Industrial applications
- Machinery
- Medical equipment
- Electronic data processing equipment
- Office automation and datacom equipment
- Various noisy applications requiring high filter performance

Typical electrical schematic



Filter selection table

Filter*	Rated current	Leakage current**	Inductance***	Capacitance***			Resistance***	Input/Output connections			Weight
	@ 40°C (25°C)	@ 250V AC/50 Hz (@ 120V AC/60 Hz)	L	Cx	Cy1	Cy2	R				
	[A]	[mA]	[mH]	[µF]	[nF]	[nF]	[kΩ]				[g]
FN 2090-1-..	1 (1.1)	0.45 (0.26)	20	0.22	2.2	1.0	680	-06	-07		73
FN 2090-3-..	3 (3.4)	0.45 (0.26)	14	0.33	2.2	1.0	470	-06	-07		158
FN 2090-4-..	4 (4.5)	0.45 (0.26)	14	0.33	2.2	1.0	470	-06	-07		176
FN 2090-6-..	6 (6.7)	0.61 (0.35)	8	0.47	3.3	1.0	330	-06	-07	-08	191
FN 2090-8-..	8 (8.9)	0.61 (0.35)	8	0.47	3.3	1.0	330	-06	-07		330
FN 2090-10-..	10 (11.2)	0.61 (0.35)	8	0.47	3.3	1.0	330	-06	-07	-08	369
FN 2090-12-..	12 (13.4)	0.93 (0.54)	4	1	10	1.0	220	-06	-07	-08	391
FN 2090-16-..	16 (17.9)	0.93 (0.54)	4	1	10	1.0	220	-06	-07	n.a.	425
FN 2090-20-..	20 (22.4)	0.93 (0.54)	2.7	1	10	1.0	220	-06		-08	530
FN 2090-30-08	30 (33.5)	0.93 (0.54)	1.5	1	10	1.0	220			-08	548
FN 2090 A-1-..	1 (1.1)	0.13 (0.07)	20	0.22	0.47	0.47	680	-06	-07		73
FN 2090 A-3-..	3 (3.4)	0.13 (0.07)	14	0.33	0.47	0.47	470	-06	-07		158
FN 2090 A-4-..	4 (4.5)	0.13 (0.07)	14	0.33	0.47	0.47	470	-06	-07		176
FN 2090 A-6-..	6 (6.7)	0.13 (0.07)	8	0.47	0.47	0.47	330	-06	-07	-08	191
FN 2090 A-8-..	8 (8.9)	0.13 (0.07)	8	0.47	0.47	0.47	330	-06	-07		330
FN 2090 A-10-..	10 (11.2)	0.13 (0.07)	8	0.47	0.47	0.47	330	-06	-07	-08	369
FN 2090 A-12-..	12 (13.4)	0.13 (0.07)	4	1	0.47	0.47	220	-06	-07	-08	391
FN 2090 A-16-..	16 (17.9)	0.13 (0.07)	4	1	0.47	0.47	220	-06	-07	n.a.	425
FN 2090 A-20-..	20 (22.4)	0.13 (0.07)	2.7	1	0.47	0.47	220	-06		-08	530
FN 2090 A-30-08	30 (33.5)	0.13 (0.07)	1.5	1	10	10	220			-08	548
FN 2090 B-1-..	1 (1.1)	0.00	20	0.22			680	-06	-07		73
FN 2090 B-3-..	3 (3.4)	0.00	14	0.33			470	-06	-07		158
FN 2090 B-4-..	4 (4.5)	0.00	14	0.33			470	-06	-07		176
FN 2090 B-6-..	6 (6.7)	0.00	8	0.47			330	-06	-07	-08	191
FN 2090 B-8-..	8 (8.9)	0.00	8	0.47			330	-06	-07		330
FN 2090 B-10-..	10 (11.2)	0.00	8	0.47			330	-06	-07	-08	369
FN 2090 B-12-..	12 (13.4)	0.00	4	1			220	-06	-07	-08	391
FN 2090 B-16-..	16 (17.9)	0.00	4	1			220	-06	-07	n.a.	425
FN 2090 B-20-..	20 (22.4)	0.00	2.7	1			220	-06		-08	530
FN 2090 B-30-08	30 (33.5)	0.00	1.5	1			220			-08	548
Enhanced performance											
FN 2090 KK-1-06	1 (1.15)	3.46 (1.99)	20	0.22	22	22	680	-06			95
FN 2090 NN-3-06	3 (3.4)	15.71 (9.05)	14	0.33	100	100	470	-06			200
FN 2090 NN-4-06	4 (4.5)	15.71 (9.05)	14	0.33	100	100	470	-06			210
FN 2090 NN-6-06	6 (6.7)	15.71 (9.05)	8	0.47	100	100	330	-06			220
FN 2090 NN-8-06	8 (8.9)	15.71 (9.05)	8	0.47	100	100	330	-06			340
FN 2090 LL-10-06	10 (11.2)	5.18 (2.98)	8	0.47	33	33	330	-06		-08	470
FN 2090 LL-12-06	12 (13.4)	5.18 (2.98)	4	1	33	33	220	-06		-08	500
FN 2090 LL-16-06	16 (17.9)	5.18 (2.98)	4	1	33	33	220	-06		n.a.	530
FN 2090 LL-20-..	20 (23)	5.18 (2.98)	2.7	1	33	33	220	-06		-08	580
FN 2090 LL-30-08	30 (33.5)	5.18 (2.98)	1.5	1	33	33	220			-08	600

** To compile a complete part number, please replace the -.. with the required I/O connection style.

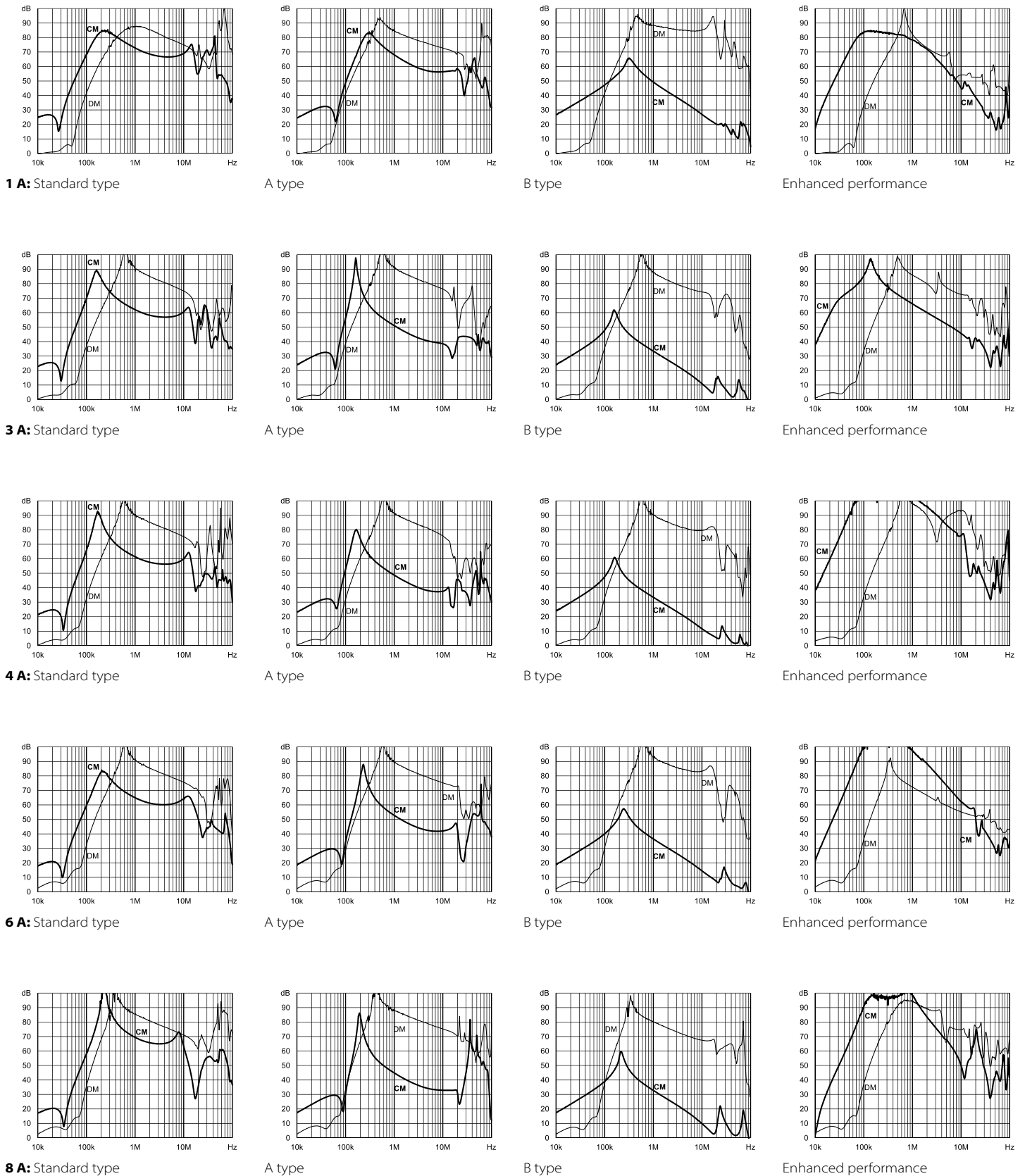
For surge pulse protection, please add Z (e.g. FN 2090Z-10-06, FN 2090BZ-20-08). The different letters code the used Cy values in the filter type (A = 0.47nF; K = 22nF; L = 33nF; N = 100nF; as the FN 2090 is a dual stage filter each letter stands for one stage of Cy)

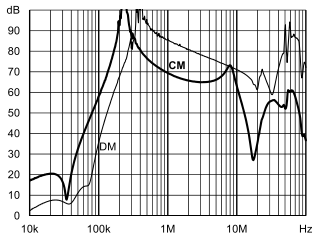
** Maximum leakage under usual AC operating conditions (acc. IEC 60939-3). Note: if the neutral line is interrupted, worst case leakage could reach twice this level. Leakage current for DC application is 0 mA

*** Tolerances apply: Inductance: -30/+50%, Capacitance: ±20%, Resistance: ±10%

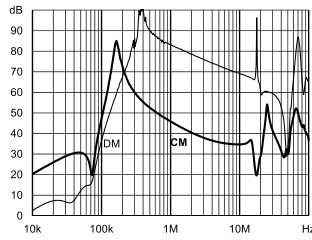
Typical filter attenuation

Per CISPR 17; A=50 Ω/50 Ω sym; B=50 Ω/50 Ω asym

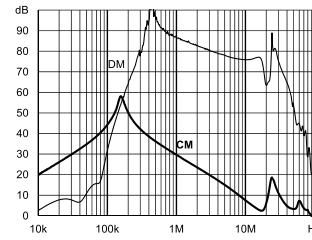




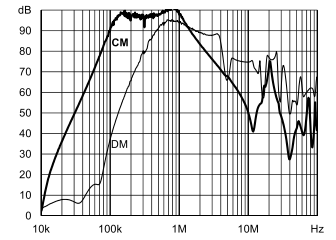
10 A: Standard type



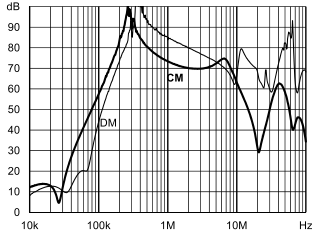
A type



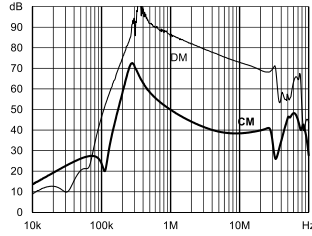
B type



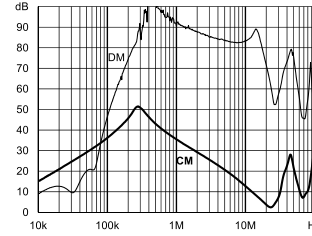
Enhanced performance



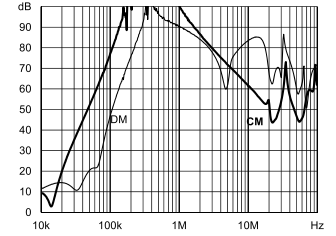
12 A: Standard type



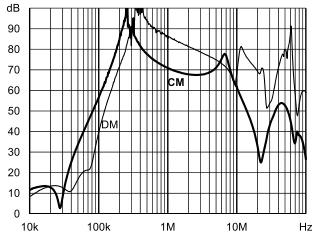
A type



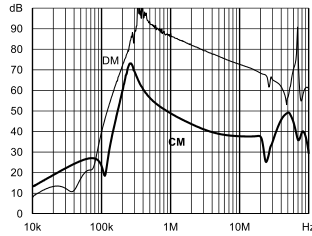
B type



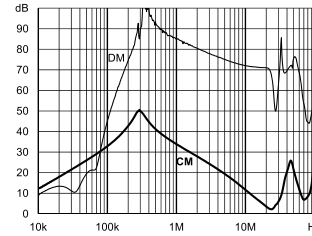
Enhanced performance



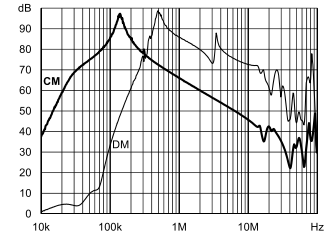
16 A: Standard type



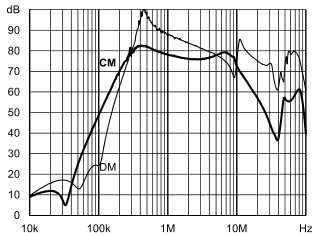
A type



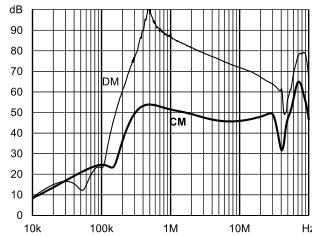
B type



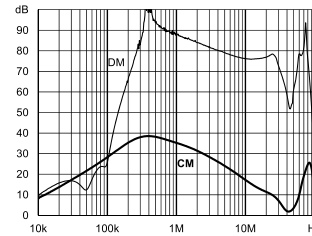
Enhanced performance



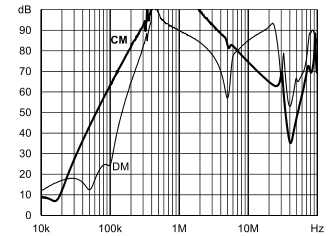
20 A: Standard type



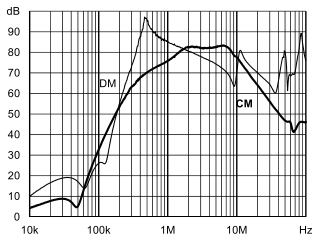
A type



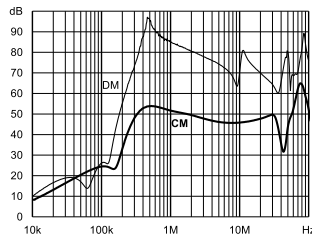
B type



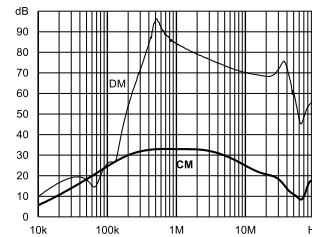
Enhanced performance



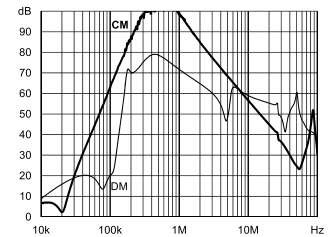
30 A: Standard type



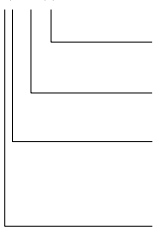
A type



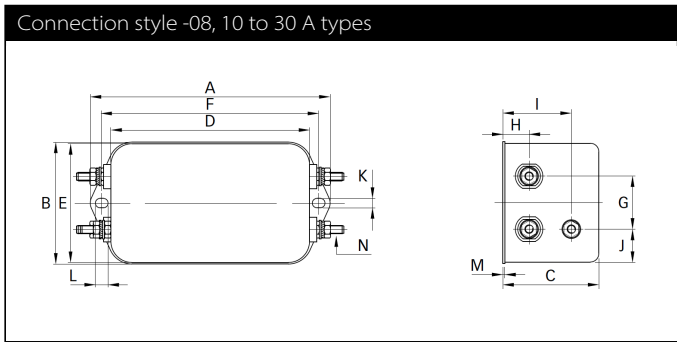
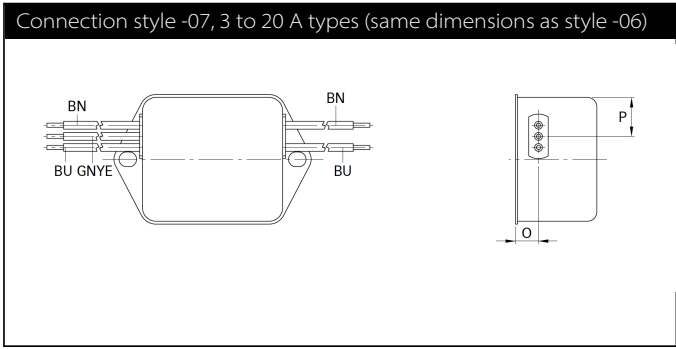
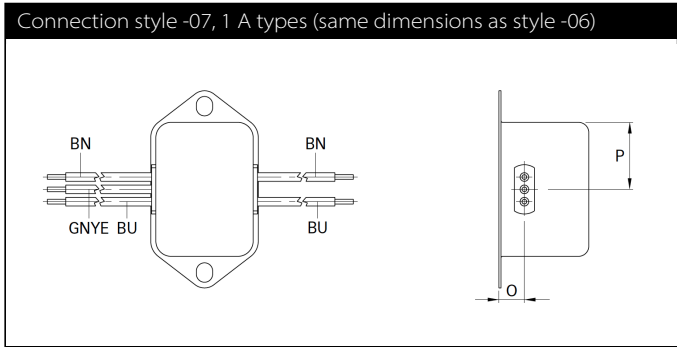
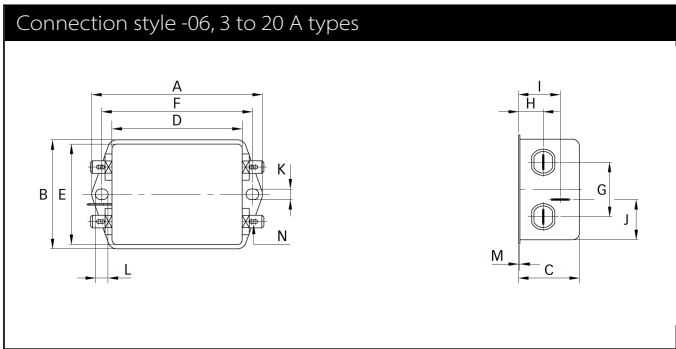
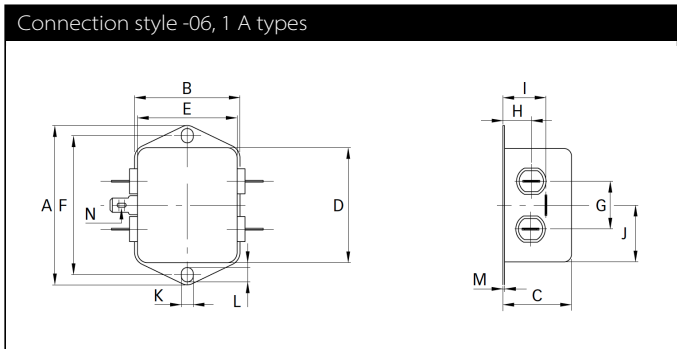
B type



Enhanced performance

Product selector		
	06	Faston 6.3 × 0.8 mm (spade/soldering)
	07	Wire leads
	08	Studs (M4 screws)
	1 to 30	Rated current
	Blank	Standard version
	Z	With surge protection
	Blank	Standard version
	A	Safety version
	B	Medical version
	KK/LL/NN	High performance version

Mechanical data



Dimensions

	1 A	3 A	4 A	6 A	8 A	10 A	12 A	16 A	20 A	30 A	Tolerances
A	71	85	85	85	113.5 ±1	113.5 ±1	113.5 ±1	113.5 ±1	113.5 ±1	113.5 ±1	±0.5
B	46.6	54	54	54	57.5 ±1	57.5 ±1	57.5 ±1	57.5 ±1	57.5 ±1	57.5 ±1	±0.5
C	22.3	30.3	30.3	30.3	45.4 ±1	45.4 ±1	45.4 ±1	45.4 ±1	45.4 ±1	45.4 ±1	±0.5
D	50.5	64.8	64.8	64.8	94 ±1	94 ±1	94 ±1	94 ±1	94 ±1	94 ±1	±0.5
E	44.5	49.8	49.8	49.8	56	56	56	56	56	56	±0.5
F	61	75	75	75	103	103	103	103	103	103	±0.3
G	21	27	27	27	25	25	25	25	25	25	±0.2
H	10.8	12.3	12.3	12.3	12.4	12.4	12.4	12.4	12.4	12.4	±0.5
I	16.8	20.8	20.8	20.8	32.4	32.4	32.4	32.4	32.4	32.4	±0.5
J	25.25	19.9	19.9	19.9	15.5	15.5	15.5	15.5	15.5	15.5	±0.5
K	5.3	5.3	5.3	5.3	4.4	4.4	4.4	4.4	4.4	4.4	
L	6.3	6.3	6.3	6.3	6	6	6	6	6	6	
M	0.7	0.7	0.7	0.7	1	1	1	1	1	1	±0.3
Connection style -06											
N	6.3 x 0.8	6.3 x 0.8	6.3 x 0.8	6.3 x 0.8	6.3 x 0.8	6.3 x 0.8	6.3 x 0.8	6.3 x 0.8	6.3 x 0.8	6.3 x 0.8	
Connection style -07											
O	8.3	8.3	8.3	8.3	8.4	8.4	8.4	8.4			±0.5
P	14	14.9	14.9	14.9	18	18	18	18			±0.5
AWG type wire	AWG 20	AWG 20	AWG 20	AWG 18	AWG 18	AWG 18	AWG 16	AWG 16			
Wire length	140	140	140	140	140	140	140	140			+5
Connection style -08											
N						M4	M4	M4	M4	M4	
Recommended torque (Nm)						1.2 - 1.3	1.2 - 1.3	1.2 - 1.3	1.2 - 1.3	1.2 - 1.3	
Earth terminal						1.5 - 1.7	1.5 - 1.7	1.5 - 1.7	1.5 - 1.7	1.5 - 1.7	

All dimensions in mm; 1 inch = 25.4 mm
Tolerances according: ISO 2768-m/EN 22768-m

Please visit www.schaffner.com to find more details on filter connectors.



Headquarters, global innovation and development

Switzerland

Schaffner Group

Industrie Nord
Nordstrasse 11e
4542 Luterbach
T +41 32 681 66 26
info@schaffner.com



Sales and application centers

China

Schaffner EMC Ltd. Shanghai

T20-3 C, No 565 Chuangye Road,
Pudong district
201201 Shanghai
T +86 21 3813 9500
cschina@schaffner.com
www.schaffner.com.cn

Finland

Schaffner Oy

Sauvonrinne 19 H
08500 Lohja
T +358 10 567 2855
finlandsales@schaffner.com

France

Schaffner EMC S.A.S.

16-20 Rue Louis Rameau
95875 Bezons
T +33 1 34 34 30 60
F +33 1 39 47 02 28
francesales@schaffner.com

Germany

Schaffner Deutschland GmbH

Schoemperlenstrasse 12B
76185 Karlsruhe
T +49 721 56910
F +49 721 569110
germanysales@schaffner.com

India

Schaffner India Pvt. Ltd

REGUS WORLD TRADE CENTRE
WTC, 22nd Floor Unit No 2238, Brigade
Gateway Campus, 26/1, Dr. Rajkumar Road
Malleshwaram (W)
560055 Bangalore
T +91 80 67935355
indiasales@schaffner.com

Italy

Schaffner EMC S.r.l.

Via Ticino, 30
20900 Monza (MB)
T +39 039 21 41 070
italysales@schaffner.com

Japan

Schaffner EMC K.K.

Taiju-Seimei Sangenjaya Bldg.
1-32-12, Kamiuma, Setagaya-ku
154-0011 Tokyo
T +81 3 5712 3650
F +81 3 5712 3651
japansales@schaffner.com
www.schaffner.jp

Singapore

Schaffner EMC Pte Ltd.

#05-09, Kg Ubi Ind. Estate
408705 Singapore
T +65 6377 3283
F +65 6377 3281
singaporesales@schaffner.com

Spain

Schaffner EMC España

Calle Caléndula 93, Miniparc III, Edificio E
El Soto de Moraleja, Alcobendas
28109 Madrid
T +34 917 912 900
F +34 917 912 901
spainsales@schaffner.com

Sweden

Schaffner EMC AB

Östermalmstorg 1
114 42 Stockholm
T +46 8 5050 2425
swedensales@schaffner.com
www.schaffner.com

Switzerland

Schaffner EMV AG

Industrie Nord
Nordstrasse 11e
4542 Luterbach
T +41 32 681 66 26
switzerlandsales@schaffner.com

Taiwan R.O.C.

Schaffner EMV Ltd.

20 Floor-2, No 97, Section 1, XinTai 5th Road
22175 XiZhi District New Taipei City 22175
T +886 2 2697 5500
F +886 2 2697 5533
taiwansales@schaffner.com
www.schaffner.com.tw

Thailand

Schaffner EMC Co. Ltd.

Northern Region Industrial Estate
67 Moo 4 Tambon Ban Klang
Amphur Muangng P.O. Box 14
51000 Lamphun
T +66 53 58 11 04
F +66 53 58 10 19
thailandsales@schaffner.com

United Kingdom

Schaffner Ltd.

5 Ashville Way, Molly Millars Lane
Wokingham
RG41 2PL Berkshire
T +44 118 9770070
F +44 118 9792969
uksales@schaffner.com

USA

Schaffner EMC Inc.

52 Mayfield Avenue
Edison, New Jersey
T +1 732 225 9533
F +1 732 225 4789
usasales@schaffner.com
www.schaffnerusa.com

Schaffner North America

6722 Thirlane Road
24019 Roanoke, Virginia
T +1 276 228 7943
F +1 276 228 7953

Schaffner North America

823 Fairview Road
24382 Wytheville, Virginia
T +1 276 228 7943
F +1 276 228 7258

To find your local partner within Schaffner's global network: www.schaffner.com

© 2018 Schaffner Group

The content of this document has been carefully checked and understood. However, neither Schaffner nor its subsidiaries assume any liability whatsoever for any errors or inaccuracies of this document and the consequences thereof. Published specifications are subject to change without notice. Product suitability for any area of application must ultimately be determined by the customer. In all cases, products must never be operated outside their published specifications. Schaffner does not guarantee the availability of all published products. This disclaimer shall be governed by substantive Swiss law and resulting disputes shall be settled by the courts at the place of business of Schaffner Holding AG. Latest publications and a complete disclaimer can be downloaded from the Schaffner website. All trademarks recognized.