

(0.635 mm) .025"

QFS SERIES

RUGGED GROUND PLANE SOCKET

SPECIFICATIONS

For complete specifications and recommended PCB layouts see www.samtec.com?QFS

Insulator Material:
Liquid Crystal Polymer
Contact & Ground
Plane Material:
Phosphor Bronze

Plating:
Au over 50 μ" (1.27 μm) Ni
(Tin on Ground Plane Tail)

Current Rating:
Contact:
2.6 A per pin
(2 pins powered)
Ground Plane:
15.7 A per ground plane
(1 ground plane powered)

Voltage Rating:
300 VAC mated with QMS
Operating Temp:
-55 °C to +125 °C

RoHS Compliant:
Yes

Board Mates:
QMS

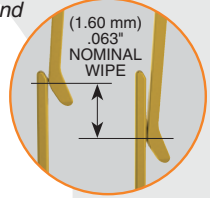
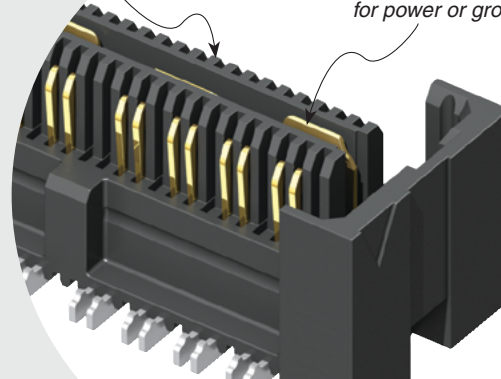
Cable Mates:
6QCD

Standoffs:
SO, JSOM

POWER/SIGNAL APPLICATION

Compatible with UMPT/UMPS for flexible two-piece power/signal solutions

Increased insertion depth for rugged applications
Integral metal plane for power or ground



HIGH-SPEED CHANNEL PERFORMANCE

QMS-DP/QFS-DP @ 10 mm Mated Stack Height
Rating based on Samtec reference channel.
For full SI performance data visit Samtec.com or contact SIG@samtec.com

25
Gbps

ALSO AVAILABLE (MOQ Required)

- Other platings
- Without PCB Alignment Pins
- Hot Pluggable
- 4 banks (104 -SE, 64 -DP)

PROCESSING

Lead-Free Solderable:
Yes
SMT Lead Coplanarity:
(0.10 mm) .004" max (026-078)
Board Stacking:
For applications requiring more than two connectors per board contact ipg@samtec.com

RECOGNITIONS

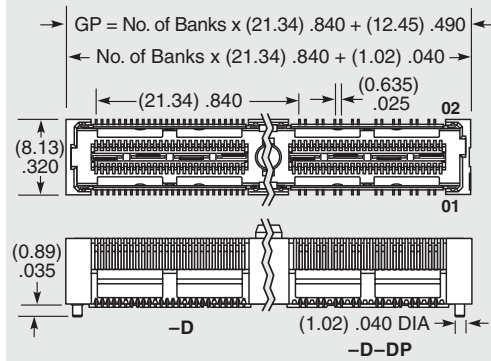
For complete scope of recognitions see www.samtec.com/quality



STANDARDS

- SUMIT™
 - PCI/104-Express™
 - PCI/104-Express™ OneBank
- Visit www.samtec.com/standards for more information.

QFS	PINS PER ROW NO. OF PAIRS	LEAD STYLE	PLATING OPTION	TYPE	A	OTHER OPTION
		Specify LEAD STYLE from chart	-L (-04.25 lead style only) = 10 μ" (0.25 μm) Gold on Signal Pins and Ground Plane (Tin on Signal Pin tails, and Ground Plane tails)	-D = Single-Ended		-GP = Guide Holes (-04.25 lead style only)
	-026, -052, -078 (52 total pins per bank = -D)		-SL (-06.25 lead style only) = 10 μ" (0.25 μm) Gold on Signal Pins and Ground Plane (Tin on Signal Pin tails, and Ground Plane tails)	-D-DP = Differential Pair (-04.25 lead style only)		
	-016, -032, -048 (16 pairs per bank = -D-DP)					



APPLICATION

Requires Standoff
SO-1524-03-01-01-L or JSOM-1524-02 for 15.24 mm or SO-2215-02-01-01-L for 22 mm board spacing. Connectors designed to not fully seat when mated.

MATED HEIGHT*					
LEAD STYLE	A	QMS LEAD STYLE			
		-05.75	-06.75	-09.75	
-04.25	(7.44) .293	10 mm	11 mm	14 mm	
-06.25	(9.42) .371	12 mm	13 mm	16 mm	

*Processing conditions will affect mated height. See SO Series for board space tolerances.

INDUSTRY STANDARD	INTERCONNECTS			
	TERMINAL	SOCKET	BANKS	STACK HEIGHT
SUMIT™	ASP-129637-01	ASP-129646-01	1	15.24 mm
PCI/104-Express™	ASP-129637-03	ASP-129646-03	3	15.24 mm
PCI/104-Express™	ASP-129637-13	ASP-129646-22	1	15.24 mm
PCI/104-Express™	ASP-142781-01	ASP-129646-01	1	22 mm
PCI/104-Express™	ASP-142781-02	ASP-129646-02	2	22 mm
PCI/104-Express™	ASP-142781-03	ASP-129646-03	3	22 mm

Note:
Some lengths, styles and options are non-standard, non-returnable.

Due to technical progress, all designs, specifications and components are subject to change without notice.

WWW.SAMTEC.COM

All parts within this catalog are built to Samtec's specifications. Customer specific requirements must be approved by Samtec and identified in a Samtec customer-specific drawing to apply.

Mouser Electronics

Authorized Distributor

Click to View Pricing, Inventory, Delivery & Lifecycle Information:

Samtec:

[QFS-026-04.25-L-D-A](#) [QFS-026-04.25-H-D-A](#) [QFS-052-01-SL-D-RA](#) [QFS-026-04.25-L-D-RF1](#) [QFS-078-04.25-L-D-PT4](#) [QFS-026-04.25-L-D-A-RT1](#) [QFS-052-01-SL-D-EM2](#) [QFS-078-02-SL-D-RA](#) [QFS-026-06.25-SL-D-A](#) [QFS-078-06.25-SL-D-A](#) [QFS-026-01-SL-D-RA](#) [QFS-016-04.25-L-D-DP-A](#) [QFS-026-04.25-L-D-PT4](#) [QFS-026-04.25-L-D-A-P-TR](#) [QFS-078-01-SL-D-RA](#) [QFS-026-04.25-L-D-A-GP](#) [QFS-026-04.25-L-D](#) [QFS-052-06.25-SL-D-A](#) [QFS-052-04.25-L-D-A-GP](#) [QFS-078-04.25-L-D-A](#) [QFS-026-04.25-L-D-PC4](#) [QFS-052-04.25-L-D-A](#) [QFS-052-04.25-L-D-A-GP-P-TR](#) [QFS-032-04.25-L-D-DP-A](#) [QFS-052-04.25-H-D-A-P](#) [QFS-052-04.25-L-D-PT4](#) [QFS-078-04.25-L-D-PC4](#) [QFS-078-04.25-L-D-A-GP](#) [QFS-052-04.25-L-D-PC4](#) [QFS-016-04.25-L-D-DP-PC4](#) [QFS-104-01-SL-D-RA](#) [QFS-052-01-S-D-EM2](#) [QFS-032-01-SL-D-DP-RA](#) [QFS-104-02-S-D-RA-K](#) [QFS-052-04.25-H-D](#) [QFS-016-01-L-D-DP-RA](#) [QFS-016-04.25-L-D-DP-PC8](#) [QFS-026-04.25-H-D-A-RT1](#) [QFS-026-04.25-L-D-PT8](#) [QFS-032-04.25-L-D-DP-PC4](#) [QFS-032-04.25-L-D-DP-PC8](#) [QFS-048-01-SL-D-DP-RA](#) [QFS-052-01-SL-D-RA-PC4](#) [QFS-052-04.25-L-D-A-TR](#) [QFS-104-01-S-D-RA-K](#) [QFS-104-04.25-H-D-A-GP](#) [QFS-016-04.25-L-D-DP-A-GP](#) [QFS-032-04.25-L-D-DP-A-P](#) [QFS-048-01-SL-D-DP-RA-K](#) [QFS-052-01-SL-D-EM2-TR](#) [QFS-052-01-SL-D-RA-K-TR](#) [QFS-052-04.25-H-D-PC4](#) [QFS-064-01-SL-D-DP-RA-K](#) [QFS-016-01-S-D-DP-RA](#) [QFS-016-02-SL-D-DP-RA-K](#) [QFS-026-01-SL-D-EM2](#) [QFS-026-01-SL-D-RA-K](#) [QFS-026-04.25-L-D-A-P](#) [QFS-032-04.25-H-D-DP-A-RT1](#) [QFS-048-04.25-L-D-DP-PC4](#) [QFS-052-01-S-D-RA](#) [QFS-052-01-S-D-RA-PC4](#) [QFS-052-04.25-H-D-RF1](#) [QFS-052-06.25-SL-D-A-P-TR](#) [QFS-078-01-SL-D-RA-PC8](#) [QFS-078-04.25-L-D-RF2](#) [QFS-016-04.25-L-D-DP-A-P](#) [QFS-026-01-S-D-EM2](#) [QFS-026-01-SL-D-RA-PC8](#) [QFS-026-04.25-L-D-PC8](#) [QFS-026-04.25-L-D-RF1-TR](#) [QFS-032-04.25-L-D-DP-PT4](#) [QFS-052-01-SL-D-RA-PC4-K](#) [QFS-052-04.25-L-D-P](#) [QFS-052-04.25-L-D-PC4-P](#) [QFS-064-04.25-L-D-DP-A-P](#) [QFS-078-01-S-D-EM2](#) [QFS-078-04.25-L-D-A-GP-P](#) [QFS-078-04.25-L-D-A-P](#) [QFS-078-04.25-L-D-A-P-TR](#) [QFS-104-01-SL-D-EM2](#) [QFS-104-01-SL-D-RA-K](#) [QFS-016-01-S-D-DP-RA-PC4](#) [QFS-016-01-SL-D-DP-RA-K](#) [QFS-032-04.25-H-D-DP-PC4](#) [QFS-078-01-SL-D-RA-PC4](#) [QFS-078-04.25-H-D-A](#) [QFS-078-04.25-H-D-A-GP](#) [QFS-078-04.25-L-D-PT8](#) [QFS-078-04.25-L-D-RF1](#) [QFS-078-06.25-S-D-A](#) [QFS-026-04.25-H-D-PC4](#) [QFS-026-04.25-H-D-PC8](#) [QFS-026-04.25-H-D-RF2](#) [QFS-026-04.25-L-D-RF2-P](#) [QFS-032-04.25-L-D-DP-A-TR](#) [QFS-052-04.25-L-D-A-P-TR](#) [QFS-052-04.25-L-D-RF2](#) [QFS-078-01-S-D-RA-K](#) [QFS-078-04.25-H-D-PC4](#)