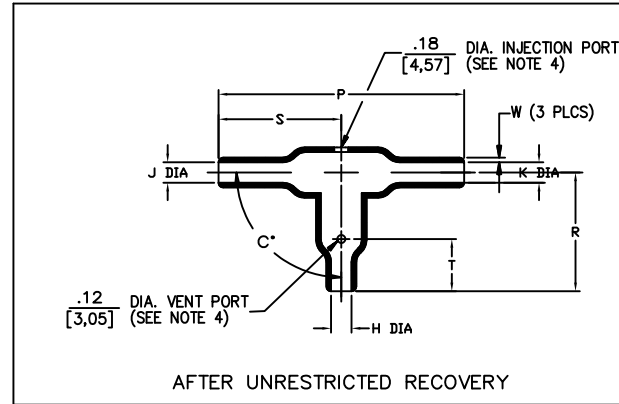
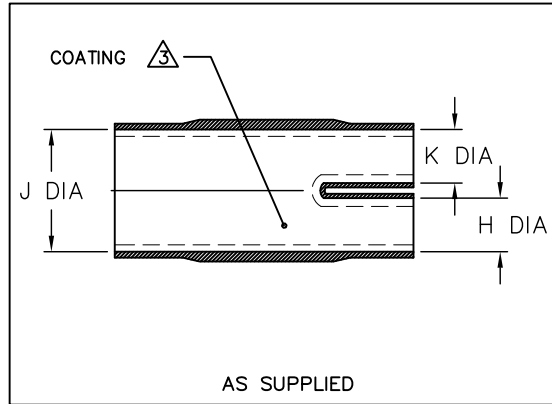


NOTES

- All dimensions are in $\frac{\text{inches}}{[\text{millimeters}]}$; $\frac{\text{lbs}}{[\text{gms}]}$
- Dimensions appearing in table are as follows:
a - As Supplied
b - After Unrestricted Recovery
- Coating is optional. As supplied dimensions appearing in table are for uncoated parts. When coating is added, entry diameters will be reduced by .06 max.
- Molding ports are optional. When -00 modification number is specified molding ports will be located as shown. On size 301A011 the .12 diameter vent port will be eliminated, and the .18 diameter injection port will be decreased to $\frac{.09}{[2,29]}$
- Weight appearing in table of dimensions is based on polyolefin part.



REVISIONS		
LTR	DESCRIPTION	DATE
U	REVISED PER ECO-14-006329	4/11/2014

ORDERING INFORMATION

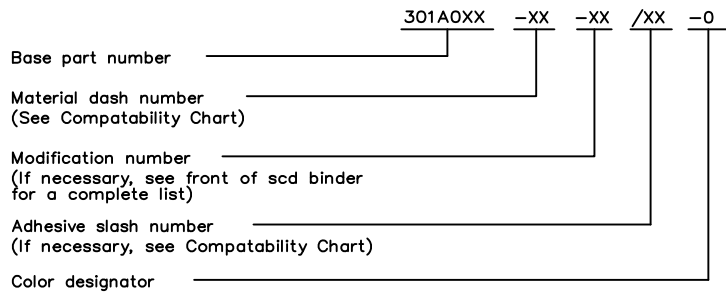


TABLE OF DIMENSIONS

PART NUMBER	H, J & K		P	R	S	T	W	Weight Nom b
	Min a	Max b	±10% b	±10% b	±10% b	±10% b	±30% b	
301A011	.26 [6,6]	.14 [3,6]	1.17 [29,7]	.58 [14,7]	.59 [15,1]	N/A	.04 [1,0]	.002 [0,9]
301A022	.52 [13,2]	.27 [6,9]	2.31 [58,7]	1.16 [29,5]	1.16 [29,5]	.69 [17,5]	.06 [1,5]	.009 [4,1]
301A034	1.06 [26,9]	.53 [13,5]	4.73 [120,1]	2.36 [60,0]	2.37 [60,2]	1.40 [35,6]	.09 [2,3]	.069 [31,3]
301A048	2.19 [55,6]	1.19 [30,2]	9.70 [246,4]	4.85 [123,2]	4.85 [123,2]	2.79 [70,9]	.12 [3,0]	.558 [253,1]

COMPATABILITY CHART

MATERIAL DASH NO.	MATERIAL DESCRIPTION	RT SPEC	COATING SLASH NO.	COATING S NO.	COATING DESCRIPTION
-3	Polyolefin, Semi-rigid	RT-301	/42;/86;/180	S-1017;S-1048;S-1030	Adhesive
-4	Polyolefin, Flexible	RT-1304	/42;/86;/180	S-1017;S-1048;S-1030	Adhesive
-5	Elastomer, Flexible	RT-501	N/A		
-6	Silicone	RT-602	N/A		
-12	*VITON, Flexible	RT-1312	N/A		
-25	Elastomer, Fluid Resistant	RW-2070	/86;/225	S-1048;S-1206	Adhesive
-52	Polyolefin, Nuclear Molding Compound	RT-1508	N/A		
-100	Polyolefin, Simi-Flexible ZEROHAL™	RT-1323	/86;/180	S-1048;S-1030	Adhesive

*VITON is a Registered Trademark of Dupont

Raychem Molded parts
CUSTOMER DRAWING

UNLESS OTHERWISE SPECIFIED DIMENSIONS ARE INCHES. METRIC DIMENSIONS ARE IN BRACKETS. DECIMAL TOLERANCES .XXX ± 0.005 [0,13 mm] .XX ± 0.01 [0,25 mm] .X ± 0.1 [0,50 mm] ANGLE TOLERANCE .X ± 1 DEG. TYCO ELECTRONICS RESERVES THE RIGHT TO AMEND THIS DRAWING AT ANY TIME. USERS SHOULD EVALUATE THE SUITABILITY OF THE PRODUCT FOR THEIR APPLICATION. © 2014 Tyco Electronics Corporation. All rights reserved.	DRAWN M.MAZARIEGOS	 TE Connectivity
	APPROVED S.GRAVANO	
THIRD ANGLE PROJECTION 	SIZE B	CODE IDENT. NO. 06090
	DWG. NO. 301A011 THRU048	
	DO NOT SCALE THIS DRAWING	SHEET 1 OF 1

Mouser Electronics

Authorized Distributor

Click to View Pricing, Inventory, Delivery & Lifecycle Information:

[TE Connectivity:](#)

[301A011-4/42-0](#)