

GENERAL SPECIFICATIONS





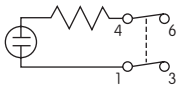
Electrical Capacity & Other Ratings

Resistive Load:	20A @ 110V AC
Contact Resistance:	10 milliohms maximum
Insulation Resistance:	1,000 megohms minimum @ 500V DC
Dielectric Strength:	2,000V AC minimum for 1 minute minimum
Mechanical Life:	30,000 operations minimum
Electrical Life:	10,000 operations minimum
Operating Temperature Range:	-10°C through +50°C (+14°F through +122°F)
Nominal Operating Force:	1,250 grams
Angle of Throw:	22°

Materials & Finishes

Rocker:	Polycarbonate resin
Mounting Frame:	Steel with chrome plating
Movable Contacts:	Silver alloy
Stationary Contacts:	Copper with silver plating
Base:	Melamine
Common & End Terminals:	Brass with tin plating

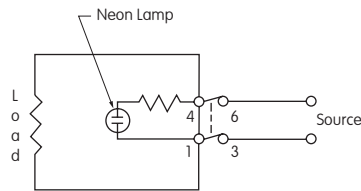
SINGLE POLE HIGH CAPACITY

Model	Pole	Rocker Position			Connected Terminals			Throw & Power/Lamp Schematics
		Up	Center	Down	Up	Center	Down	
								Notes: Terminal numbers are on switch. Lamp circuit is synchronous to switching circuit.
LW3021A	DP	ON	NONE	OFF	1-3 4-6	OPEN	OPEN	DPST 

Neon Lamp Specifications

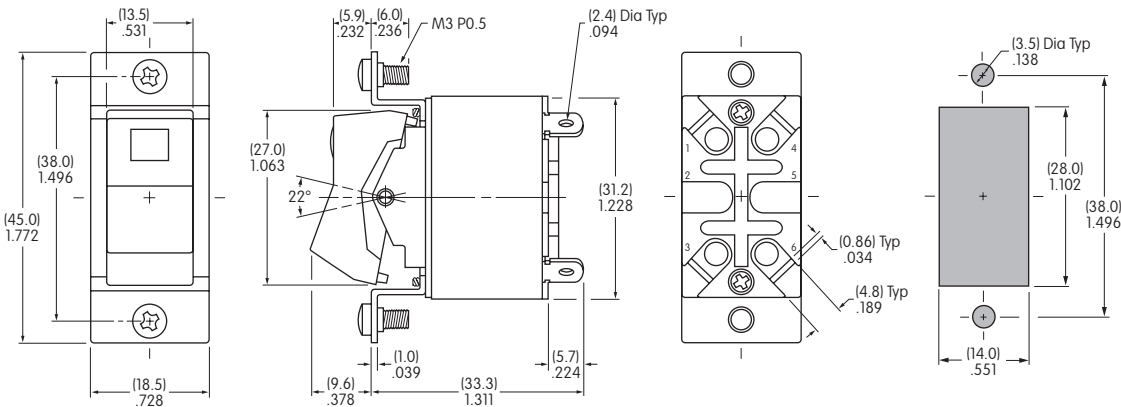
.234" x .198" (5.94mm x 5.03mm) window is translucent red.
Neon lamp with built-in ballast resistor is integral part of switch.

Voltage	V	90 - 120V AC
Internal Series Resistance		100K ohms
Current	I	0.8mA
Endurance		10,000 hours minimum



Since this is a double break device, one side of the electrical source should be connected to terminal 3 and the other side to terminal 6. The electrical load should be connected between terminals 1 and 4.

2 screws supplied for flush panel mounting.



Actuator in UP position

Maximum Panel Thickness:
.197" (5.0mm)

LW3021A

Mouser Electronics

Authorized Distributor

Click to View Pricing, Inventory, Delivery & Lifecycle Information:

[NKK Switches:](#)

[LW3021A](#)