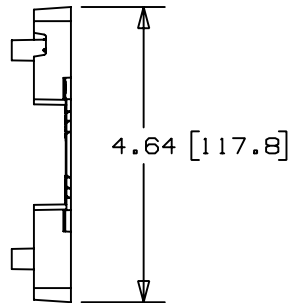
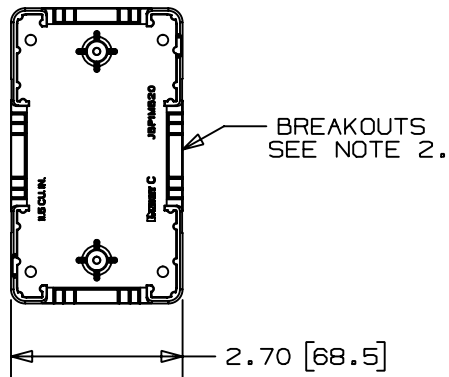
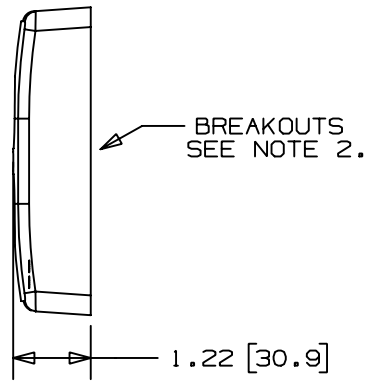
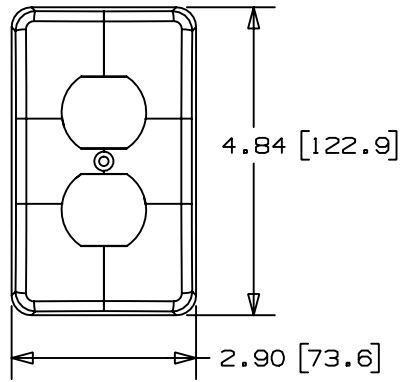


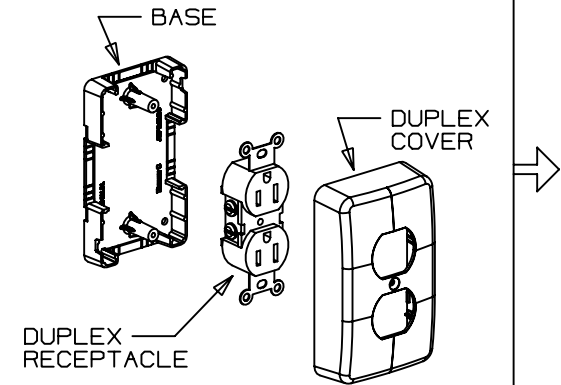
THIS COPY IS PROVIDED ON A RESTRICTED BASIS AND IS NOT TO BE USED IN ANY WAY DETRIMENTAL TO THE INTERESTS OF PANDUIT CORP.



PANDUIT P/N	WEIGHT
JBP1MD20	3.26 LB/10 PCS (1480 g/10 PCS)

NOTES:

1. SEE CURRENT CATALOG FOR ADDITIONAL PART SUFFIXES TO INDICATE COLOR AND OR PACKAGE QUANTITY.
2. BREAKOUTS ON ALL FOUR SIDES IN COVER AND BASE TO ACCOMMODATE PAN-WAY LDS AND LDP RACEWAYS.
3. COVER IS EXTENDED OUT AND DOWN AROUND SIDES OF BASE WHEN ASSEMBLED.
4. DIMENSIONS IN PARENTHESES ARE IN METRIC.



CAD FILENAME/LAYERS										D36642BU_DC_JBP1MB_00		
PANDUIT										CORP. TINLEY PARK, ILLINOIS		
PAN-WAY MINI-ELECTRICAL RECEPTACLE BOX (JBP1MD20)										CUSTOMER DRAWING		
UNLESS OTHERWISE SPECIFIED, DIMENSIONAL TOLERANCES ARE:										UNLESS OTHERWISE SPECIFIED, ALL DIMENSIONS ARE GIVEN IN INCHES, THIRD ANGLE PROJECTION.		
(.X) ± (.XX) ± (.XXX) ± (.XX) ±.03 (.8) ANGLES ±										SCALE NONE		
DRAWN BY DW DATE 12-08-98 CHECKED BY JAWA										MAT'L: PVC		DWG NO. 36642-05
												DWG SIZE A

R	12-08-98	DW	JAWA	RELEASED TO PRODUCTION.	36642-05	HIW	HIW					
REV	DATE	BY	CHK	DESCRIPTION	ECN	CHK	CUST	SUP				

Mouser Electronics

Authorized Distributor

Click to View Pricing, Inventory, Delivery & Lifecycle Information:

Panduit:

[JBP1MD20EI](#) [JBP1MD20IW](#)