

DO NOT SCALE FROM THIS PRINT

| TABLE 1     |               |             |
|-------------|---------------|-------------|
| ENTRY STYLE | CONTACT       | BODY        |
| -PE         | SUB-HLE-PE-XX | RHLE-50-D   |
| -TE         | C-132-09-XX   | RHLE-50-D   |
| -PE-BE      | SUB-HLE-PE-XX | RHLE-50-DBE |

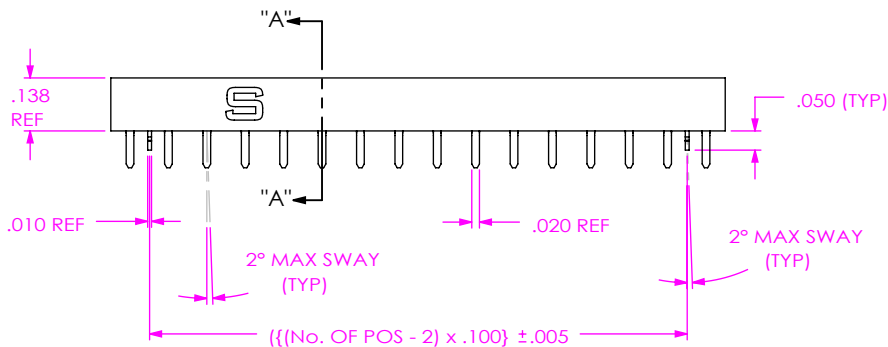
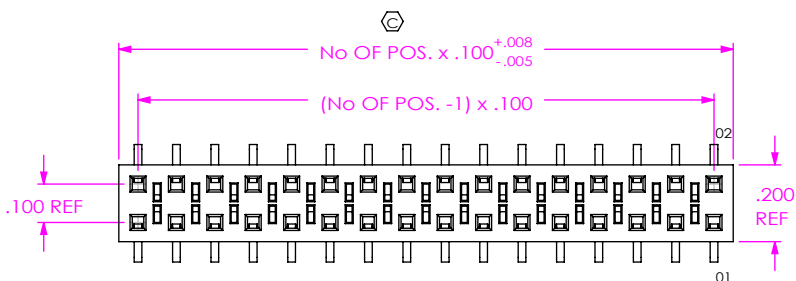


FIG 1  
(-PE: PASS THROUGH ENTRY)  
(SHOWN WITH -LC OPTION)

HLE-1XX-02-XX-DV-XE-XX

No OF POSITIONS

-02 THRU -50  
(PER ROW)

LEAD STYLE

-02

OPTION

- BE: BOTTOM ENTRY  
(AVAILABLE ON -PE STYLE ONLY)  
(NOT AVAILABLE WITH -TE)
- LC: LOCKING CLIP (SEE NOTE 10)  
(USE LC-08-TM-01)  
(AVAILABLE ON -PE STYLE ONLY)
- TR: TAPE & REEL  
(2 - 29 POSITIONS ONLY)  
(-TE & -PE OPTIONS ONLY)
- P: METAL PAD  
(USE LMP-02)  
(SEE FIG 2)

PLATING SPECIFICATION

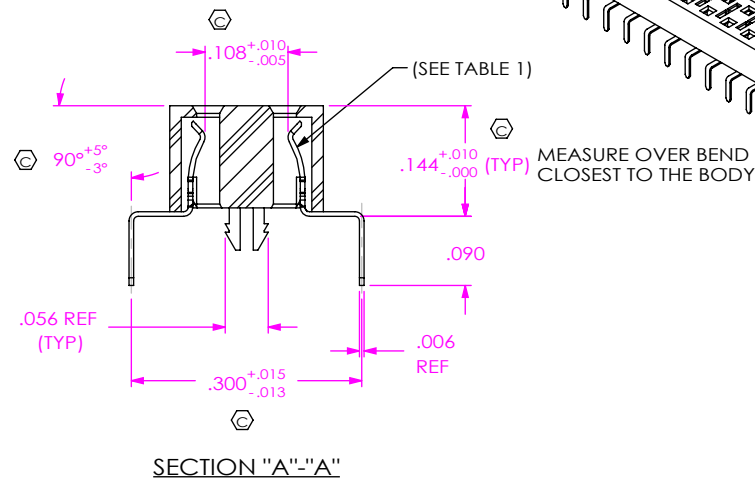
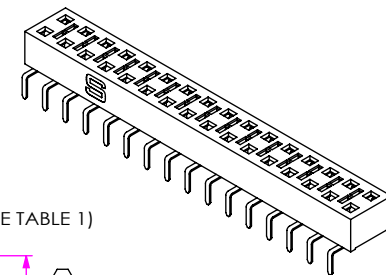
- G: 10µ" LIGHT SELECTIVE GOLD IN CONTACT AREA, 3µ" GOLD ON TAIL
- L: 10µ" SELECTIVE GOLD IN CONTACT AREA, MATTE TIN ON TAIL
- S: 30µ" SELECTIVE GOLD IN CONTACT AREA, MATTE TIN ON TAIL
- F: 3µ" FLASH SELECTIVE GOLD IN CONTACT AREA, MATTE TIN ON TAIL
- LM: 10µ" LIGHT SELECTIVE GOLD IN CONTACT AREA, MATTE TIN ON TAIL
- SM: 30µ" SELECTIVE GOLD IN CONTACT AREA, MATTE TIN ON TAIL

ENTRY STYLE

- PE: PASS THROUGH ENTRY  
(SEE FIG 1)
- TE: TOP ENTRY  
(SEE FIG 2)

ROW SPECIFICATION

- DV: DOUBLE VERTICAL



SECTION "A"-"A"

NOTES:

1. Ⓢ REPRESENTS A CRITICAL DIMENSION.
2. CUT ASSEMBLIES AFTER FILL. CUT FLASH TO BE .010 MAX WITH NO FLASH ALLOWED IN HOLES OR EXTENDING BELOW LEADS. WILL LOSE A POSITION FOR EVERY CUT.
3. TUBE POSITIONS 03 THRU 50. LAYER PACKAGE POSITION 02.
4. ENDWALL THICKNESS: .030 ± .005.
5. MINIMUM CONTACT RETENTION IN PLASTIC: 12 OUNCES
6. AFTER PLATING, PIN IS NAMED SUB-C-132-10-X. AFTER FORMING, PIN IS C-132-10-X
7. MAX VARIATION OF 3 DEGREES WITHIN 16 PINS.
8. MEASURE FROM BEND TO TIP OF PIN.
9. MEASURE FROM CONTACT BARB AREA TO TIP OF PIN
10. DUE TO THE HIGH AMOUNT OF INSERTION FORCE NEEDED, THE -LC OPTION IS NOT COMPATIBLE WITH AUTO PLACEMENT, SAMTEC RECOMMENDS MANUAL PLACEMENT FOR ALL ASSEMBLIES WITH THE -LC OPTION.

UNLESS OTHERWISE SPECIFIED, DIMENSIONS ARE IN INCHES.  
TOLERANCES ARE:  
DECIMALS ANGLES  
.XX: ±.01 2°  
.XXX: ±.005  
.XXXX: ±.0020

PROPRIETARY NOTE

THIS DOCUMENT CONTAINS CONFIDENTIAL AND PROPRIETARY INFORMATION AND ALL DESIGN, MANUFACTURING, REPRODUCTION, USE, PATENT RIGHTS AND SALES RIGHTS ARE EXPRESSLY RESERVED BY SAMTEC, INC. THIS DOCUMENT SHALL NOT BE DISCLOSED, IN WHOLE OR PART, TO ANY UNAUTHORIZED PERSON OR ENTITY NOR REPRODUCED, TRANSFERRED OR INCORPORATED IN ANY OTHER PROJECT IN ANY MANNER WITHOUT THE EXPRESS WRITTEN CONSENT OF SAMTEC, INC.



520 PARK EAST BLVD. NEW ALBANY, IN 47150  
PHONE: 812-944-6733 FAX: 812-948-5047  
e-Mail: info@SAMTEC.com code: 55322

MATERIAL: DO NOT SCALE DRAWING SHEET SCALE: 2:1  
BODY: VECTRA E130i  
COLOR: BLACK  
CONTACT: BeCu

DESCRIPTION:  
.100 C.I. SINGLE BEAM SOCKET STRIP

DWG. NO.  
HLE-1XX-02-XX-DV-XE-XX

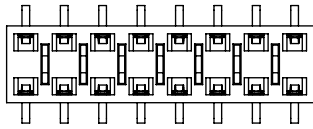


FIG 3  
(BOTTOM ENTRY OPTION)  
(SAME AS FIG 1 EXCEPT AS SHOWN)

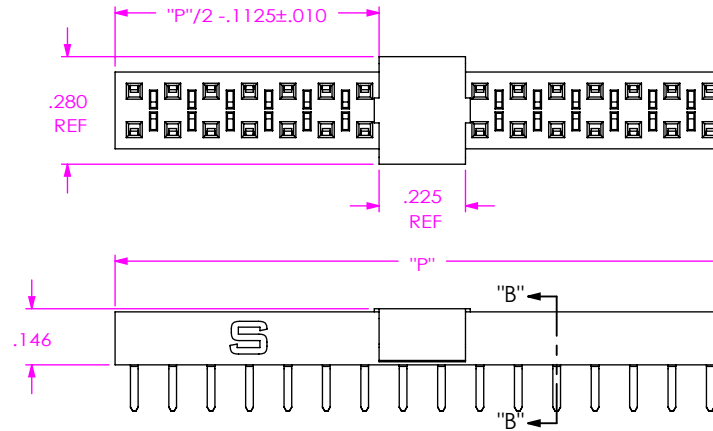
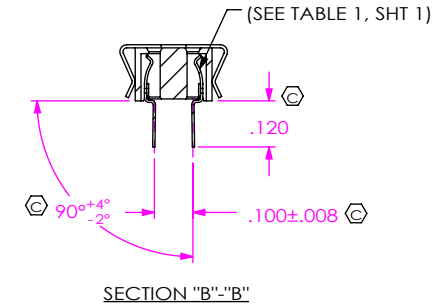
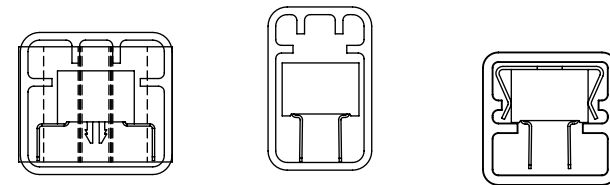


FIG 2  
(-TE WITH -P OPTION)  
(SAME AS FIG 1 EXCEPT AS SHOWN)



| ENTRY STYLE | PACKAGING TUBE    | PLUG  |
|-------------|-------------------|-------|
| -PE         | PT-1-24-05-38     | TP-09 |
| -TE         | PT-1-24-01-60     | TP-09 |
| -TE-P       | PT-HLE001-DV-TE-P | TP-09 |



PACKAGING VIEWS

F:\DWG\MISC\MKTG\HLE-1XX-02-XX-DV-XE-XX-MKT.SLDRW

|                                                                                                                                                                                                                                                                                                                                                                                                                                                               |                                                                                                                                   |                                          |
|---------------------------------------------------------------------------------------------------------------------------------------------------------------------------------------------------------------------------------------------------------------------------------------------------------------------------------------------------------------------------------------------------------------------------------------------------------------|-----------------------------------------------------------------------------------------------------------------------------------|------------------------------------------|
| <p><b>PROPRIETARY NOTE</b></p> <p>THIS DOCUMENT CONTAINS CONFIDENTIAL AND PROPRIETARY INFORMATION AND ALL DESIGN, MANUFACTURING, REPRODUCTION, USE, PATENT RIGHTS AND SALES RIGHTS ARE EXPRESSLY RESERVED BY SAMTEC, INC. THIS DOCUMENT SHALL NOT BE DISCLOSED, IN WHOLE OR PART, TO ANY UNAUTHORIZED PERSON OR ENTITY NOR REPRODUCED, TRANSFERRED OR INCORPORATED IN ANY OTHER PROJECT IN ANY MANNER WITHOUT THE EXPRESS WRITTEN CONSENT OF SAMTEC, INC.</p> | <p>520 PARK EAST BLVD, NEW ALBANY, IN 47150<br/>PHONE: 812-944-6733 FAX: 812-948-5047<br/>e-Mail: info@SAMTEC.com code: 55322</p> |                                          |
|                                                                                                                                                                                                                                                                                                                                                                                                                                                               | <p>DESCRIPTION:<br/>.100 C.L. SINGLE BEAM SOCKET STRIP</p> <p>DWG. NO.<br/>HLE-1XX-02-XX-DV-XE-XX</p>                             | <p>BY: KEVIN B 10/27/99 SHEET 2 OF 2</p> |

SHEET SCALE: 2:1