

4

3

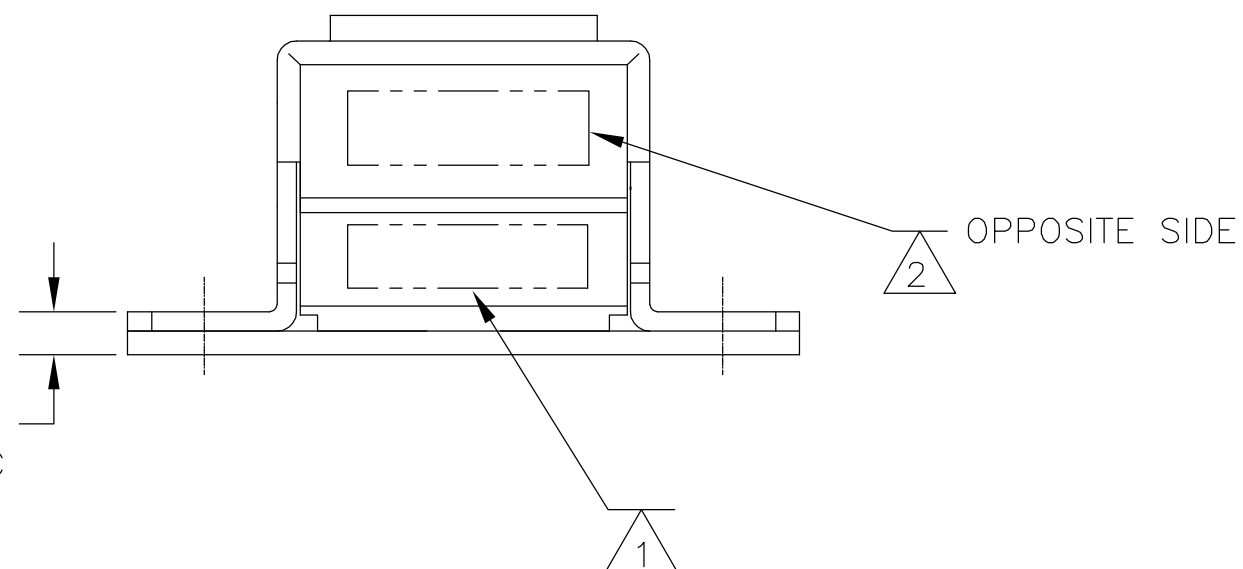
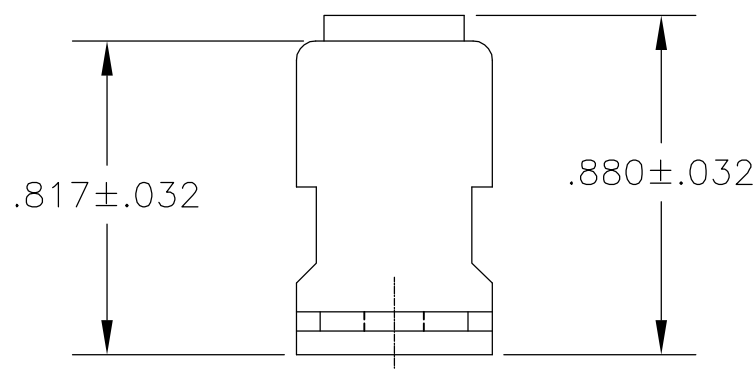
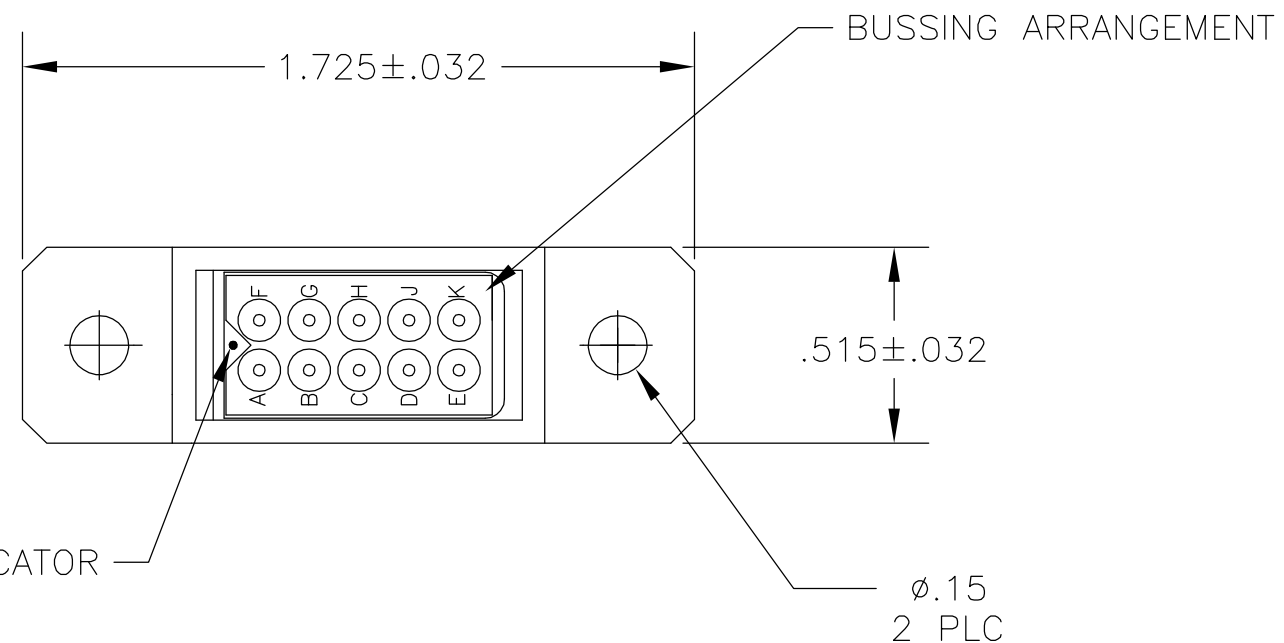
2

1

THIS DRAWING IS UNPUBLISHED. RELEASED FOR PUBLICATION
© COPYRIGHT BY TYCO ELECTRONICS CORPORATION. ALL RIGHTS RESERVED.

LOC	DIST	REVISIONS				
DF	AO	P	LTR	DESCRIPTION	DATE	APVD
		C		REV PER ECO 06-14871	6-23-06	CT DE

DESCRIPTION	MATERIAL	FINISH
GROMMET	FLUOROSILICONE	COLOR: BLUE
MODULE ASSEMBLY	EPOXY, EPIALL 1908-B OR E-484 OR FIBERITE E-8354	COLOR: BLACK
CONTACT, SOCKET ASSEMBLY	BERYLLIUM COPPER PER ASTM-B194	GOLD PLATE PER MIL-G-45204
CLIP CONTACT RETAINING	BERYLLIUM COPPER PER ASTM-B194 OR STAINLESS STEEL PER QQ-S-766	NONE
BRACKET/ GROUNDING PLATE	AL-ALLOY 6061-T4	CADMIUM PLATE PER QQ-P-416
CONTACT PIN	COPPER ALLOY PER MIL-C-39029/1	GOLD PLATE PER MIL-G-45204
SEALING PLUGS	F.E.D. PER MIL-P-19468	COLOR: RED



1. MODULE ASSEMBLY MARKED WITH "AMP", AMP PART NO., DATE CODE & AMP CAGE CODE 00779 AT APPROXIMATE AREA SHOWN.
2. MODULE ASSEMBLY MARKED WITH CUSTOMER PART NO. 65610-01807-101 ON OPPOSITE SIDE.
3. PIN CONTACTS AND SEALING PLUGS PACKAGED SEPARATELY AS REQUIRED.

592855-1

PART NUMBER

THIS DRAWING IS A CONTROLLED DOCUMENT.		DWN J. KAISER 19JUN2003	AMP Tyco Electronics Corporation Harrisburg, PA 17105-3608			
DIMENSIONS: INCHES		CHK D.EABY 7-7-03				
		APVD D.EABY 7-7-03	NAME MODULE, FEED-BACK WITH GROUNDING BRACKET SIZE 20 ASSEMBLY TJ			
		PRODUCT SPEC	SIZE CAGE CODE DRAWING NO RESTRICTED TO			
MATERIAL SEE TABLE		FINISH SEE TABLE	A3 00779 C-592855			
		WEIGHT -	CUSTOMER DRAWING SCALE 2:1 SHEET 1 OF 1 REV C			

Mouser Electronics

Authorized Distributor

Click to View Pricing, Inventory, Delivery & Lifecycle Information:

[TE Connectivity:](#)

[592855-1](#)