

PCB terminal block - ZFKDS 1,5-W-5,08 - 1706714

Please be informed that the data shown in this PDF Document is generated from our Online Catalog. Please find the complete data in the user's documentation. Our General Terms of Use for Downloads are valid (<http://phoenixcontact.com/download>)



PCB terminal block, Nominal current: 16 A, Nom. voltage: 400 V, Pitch: 5.08 mm, Number of positions: 1, Connection method: Spring-cage connection, Mounting: Wave soldering, Conductor/PCB connection direction: 45 °, Color: green, The article can be aligned to create different nos. of positions!


The illustration shows an 8-position version, with and without actuation rocker

Product Features

- Compact housing dimensions
- Modular design enables blocking for larger numbers of positions
- Two solder pins for a high level of stability on the PCB
- Single and double-level PCB single terminal blocks with spring-cage connection
- W type with orange opening lever, enables tool-free actuation of the terminal point



Key Commercial Data

Packing unit	1 pc
Minimum order quantity	250 pc
GTIN	 4 017918 144746
Weight per Piece (excluding packing)	1.39 g
Custom tariff number	85369010
Country of origin	Germany

Technical data

Dimensions

Length	17 mm
Pitch	5.08 mm
Constructional height	16 mm

PCB terminal block - ZFKDS 1,5-W-5,08 - 1706714

Technical data

Dimensions

Length of the solder pin	3.5 mm
Pin dimensions	0,7 x 1 mm
Hole diameter	1.3 mm

General

Range of articles	ZFKDS(A) 1,5-W
Insulating material group	I
Rated surge voltage (III/3)	4 kV
Rated surge voltage (III/2)	4 kV
Rated surge voltage (II/2)	4 kV
Rated voltage (III/3)	250 V
Rated voltage (III/2)	400 V
Rated voltage (II/2)	630 V
Connection in acc. with standard	EN-VDE
Nominal current I_N	16 A
Nominal cross section	1.5 mm ²
Maximum load current	16 A (with a 2.5 mm ² conductor cross section)
Insulating material	PA
Solder pin surface	Sn
Flammability rating according to UL 94	V0
Stripping length	7.5 mm
Number of positions	1

Connection data

Conductor cross section solid min.	0.2 mm ²
Conductor cross section solid max.	2.5 mm ²
Conductor cross section flexible min.	0.2 mm ²
Conductor cross section flexible max.	1.5 mm ²
Conductor cross section flexible, with ferrule without plastic sleeve min.	0.25 mm ²
Conductor cross section flexible, with ferrule without plastic sleeve max.	1.5 mm ²
Conductor cross section flexible, with ferrule with plastic sleeve min.	0.25 mm ²
Conductor cross section flexible, with ferrule with plastic sleeve max.	1.5 mm ²
Conductor cross section AWG min.	24
Conductor cross section AWG max.	14

Standards and Regulations

Connection in acc. with standard	EN-VDE
	CSA

PCB terminal block - ZFKDS 1,5-W-5,08 - 1706714

Technical data

Standards and Regulations

Flammability rating according to UL 94	V0
--	----

Classifications

eCl@ss

eCl@ss 4.0	27141109
eCl@ss 4.1	27141109
eCl@ss 5.0	27141190
eCl@ss 5.1	27141190
eCl@ss 6.0	27261101
eCl@ss 7.0	27440401
eCl@ss 8.0	27440401
eCl@ss 9.0	27440401

ETIM

ETIM 3.0	EC001121
ETIM 4.0	EC002643
ETIM 5.0	EC002643

UNSPSC

UNSPSC 6.01	30211801
UNSPSC 7.0901	39121432
UNSPSC 11	39121432
UNSPSC 12.01	39121432
UNSPSC 13.2	39121432

Approvals

Approvals

Approvals

CSA / KEMA-KEUR / CCA / CCA / IECCE CB Scheme / EAC / EAC


Ex Approvals


Approvals submitted

PCB terminal block - ZFKDS 1,5-W-5,08 - 1706714

Approvals


Approval details

CSA 		
	B	D
mm ² /AWG/kcmil	28-12	28-12
Nominal current I _N	10 A	10 A
Nominal voltage U _N	300 V	300 V

KEMA-KEUR 	
mm ² /AWG/kcmil	1.5
Nominal voltage U _N	250 V

CCA	
mm ² /AWG/kcmil	1.5
Nominal voltage U _N	250 V

CCA	
mm ² /AWG/kcmil	1.5
Nominal voltage U _N	250 V

IECEE CB Scheme 	
mm ² /AWG/kcmil	1.5
Nominal voltage U _N	250 V

EAC

EAC

PCB terminal block - ZFKDS 1,5-W-5,08 - 1706714

Accessories

Accessories

Labeled terminal marker

Marker card - SK 5,08/3,8:FORTL.ZAHLEN - 0804293



Marker card, Card, white, labeled, Horizontal: Consecutive numbers 1 - 10, 11 - 20, etc. up to 91 - (99)100, Mounting type: Adhesive, for terminal block width: 5.08 mm, Lettering field: 5.08 x 3.8 mm

Pitch spacer

Pitch spacer - RZ-ZFKDS 1,5 - 1870666



Pitch spacer, raises the pitch by 2.54 mm, interlocks with terminal block of the same shape, color: green

Screwdriver tools

Screwdriver - SZF 1-0,6X3,5 - 1204517



Actuation tool, for ST terminal blocks, also suitable for use as a bladed screwdriver, size: 0.6 x 3.5 x 100 mm, 2-component grip, with non-slip grip

Required add-on products

PCB terminal block - ZFKDSA 1,5-W-7,62 - 1706730

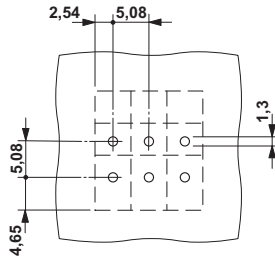


PCB terminal block, Nominal current: 16 A, Nom. voltage: 320 V, Pitch: 7.62 mm, Number of positions: 1, Connection method: Spring-cage connection, Mounting: Wave soldering, Conductor/PCB connection direction: 45 °, Color: green

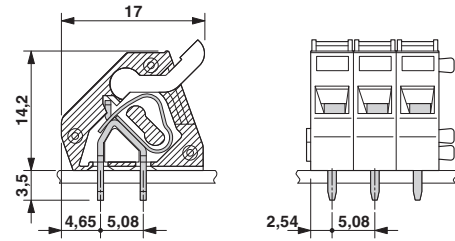
Drawings

PCB terminal block - ZFKDS 1,5-W-5,08 - 1706714

Drilling diagram



Dimensional drawing



Mouser Electronics

Authorized Distributor

Click to View Pricing, Inventory, Delivery & Lifecycle Information:

[Phoenix Contact:](#)

[1706714](#)