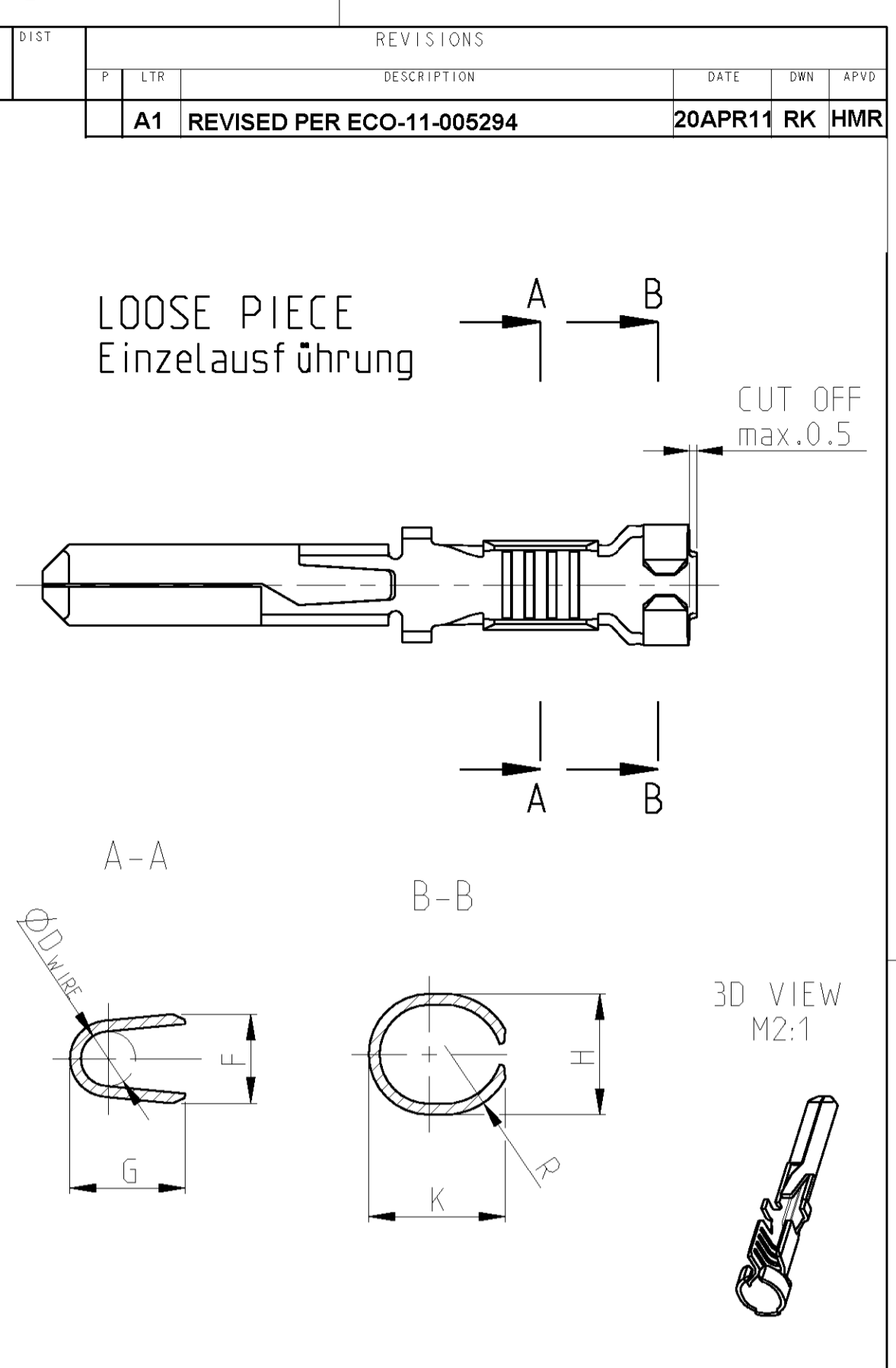
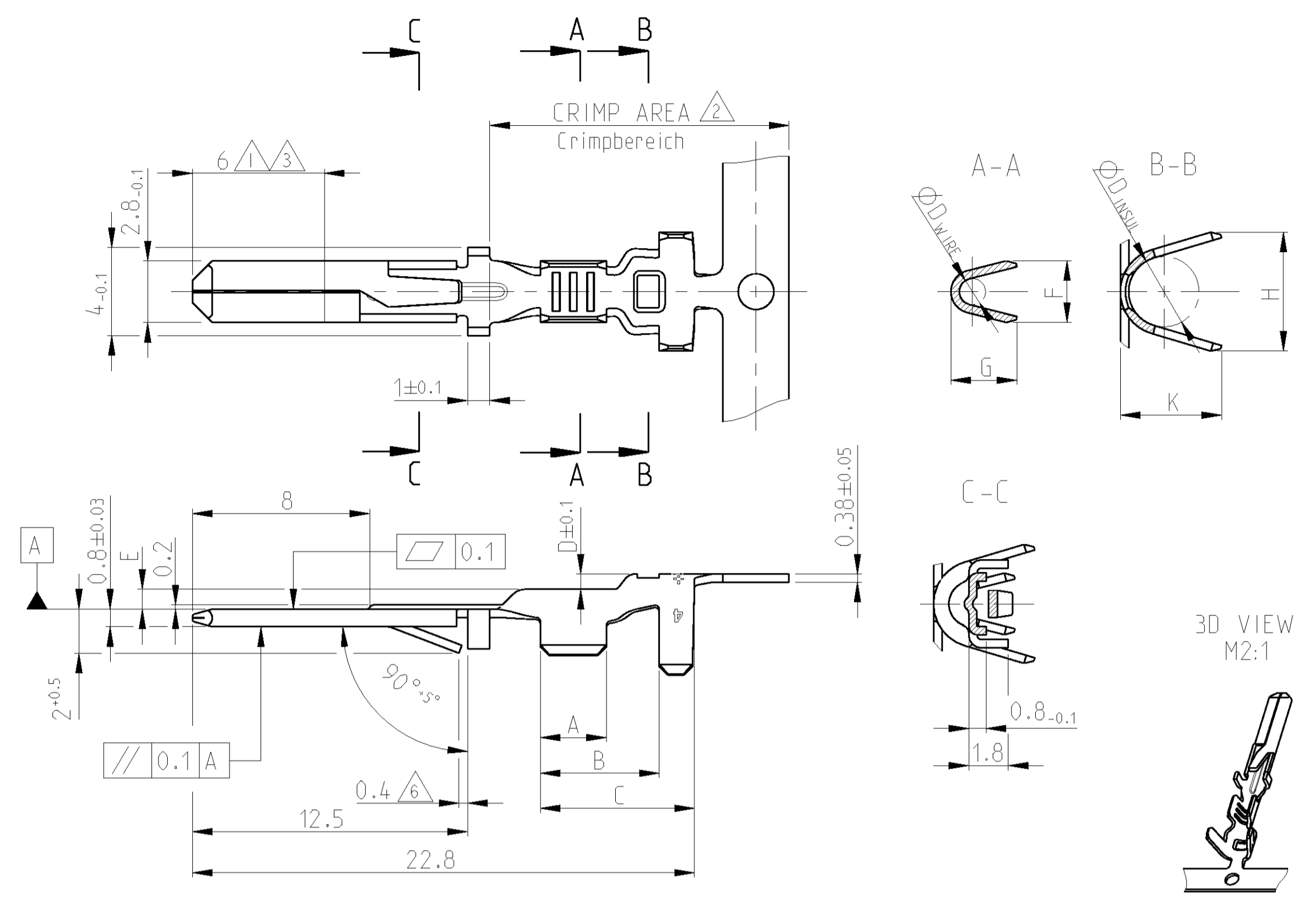


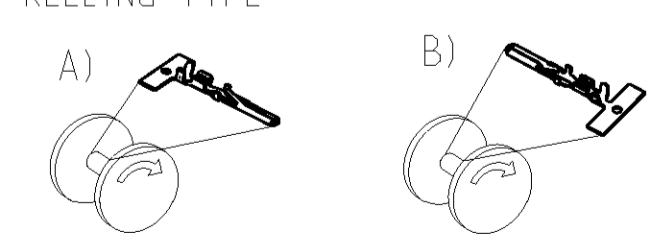
**STRIP FORM - SINGLE WIRE SEAL**  
Bandware - Einzel-Dichtung System



HAND TOOL Handzage	APPLICATOR Anschlag-WKZ	INSULATION BARREL Isolationsbereich						WIRE BARREL Drahtbereich						INSULATION RANGE Isolations- durchmesser	WIRE RANGE DGB [mm 2]	FINISH Oberfläche	MATERIAL	TE CONNECTIVITY ORDER No. LOOSE PIECE Einzelauflöhrung	REV	TE CONNECTIVITY ORDER No. STRIP FORM Bandware					
		K	H	R	G	F	D <sub>WIRE</sub>	K	H	D <sub>INSUL</sub>	G	F	D <sub>WIRE</sub>												
N/A	N/A	4.3	4.8	2.8	4.0	3.1	1.7	4.6	5.6	3.6	4.0	3.8	1.7	0.85	0.95	7.5	5.9	3.5	∅3.4	1.0 - 2.5 FLR	PRETINNED min.1µm SEL. GOLD PLATED PLAIN	CuSn4 CuZn30 CuZn30	0-965975-5 0-965975-4 0-965975-3	J J J	0-929949-5 0-929949-4 0-929949-3
N/A	N/A	4.3	4.8	2.8	3.0	2.2	1.2	4.6	5.4	3.2	3.0	2.8	1.2	0.9	0.7	7.0	5.4	3.0	∅3.4	0.5 - 1.0 FLR	PRETINNED min.1µm SEL. GOLD PLATED PLAIN	CuSn4 CuZn30 CuZn30	0-965974-7 0-965974-6 0-965974-5	A A J	∅5 0-929948-7 0-929948-6 0-929948-5
2-1579001-1 WITH DIE SET: mit Matrize: 1579001-2	N/A	2.5	2.5	1.4	2.2	2.0	0.8	2.8	2.8	1.4	2.2	2.2	0.8	0.65	0.2	5.7	4.1	2.5	∅1.15 - 1.6	0.2 - 0.5 FLR	PRETINNED min.1µm SEL. GOLD PLATED PLAIN	CuSn4 CuZn30 CuZn30	0-963962-5 0-963962-4 0-963962-3	D D D	0-963961-5 0-963961-4 0-963961-3
539635-1 WITH DIE SET: mit Matrize: 539743-2	878416-0	3.7	3.1	1.8	3.0	2.2	1.2	4.1	3.9	1.8	3.0	2.8	1.2	0.65	0.2	6.2	4.6	3.0	∅1.4 - 2.3	0.5 - 1.0 FLR	PRETINNED min.1µm SEL. GOLD PLATED PLAIN	CuSn4 CuZn30 CuZn30	0-928931-5 0-928931-4 0-928931-3	P P P	0-928930-5 0-928930-4 0-928930-3
169400 WITH DIE SET: mit Matrize: 734262 - 0	878402-0	4.4	3.8	2.3	4.0	3.1	1.8	4.9	4.7	2.6	4.0	3.8	1.8	1.15	0.3	7.2	5.6	4.0	∅1.8 - 2.9	1.0 - 2.5 FLR	PRETINNED min.1µm SEL. GOLD PLATED PLAIN	CuSn4 CuZn30 CuZn30	0-928794-5 0-928794-4 0-928794-3	R R R	0-928781-5 0-928781-4 0-928781-3
N/A	878227-0	4.8	4.2	2.4	4.0	3.1	1.9	5.3	4.8	3.1	4.0	3.8	1.9	1.15	0.4	7.2	5.6	4.0	∅2.3 - 3.5 RB-Leitung	1.5 - 3 FLR	PRETINNED min.1µm SEL. SILVER PLATED PLAIN	CuSn4 CuSn4 CuSn4	0-928924-5 0-928924-4 0-928924-3	R R R	0-927893-5 0-927893-4 0-927893-3
N/A	N/A	3.3	3.1	1.8	3.0	2.2	1.2	3.65	3.6	2.0	3.0	2.8	1.2	0.65	0.3	6.2	4.6	3.0	∅1.6 - 2.2 RB-Leitung	0.5 - 1.0 FLR	PRETINNED min.1µm SEL. SILVER PLATED PLAIN	CuSn4 CuSn4 CuSn4	0-928923-5 0-928923-4 0-928923-3	S S S	0-927892-5 0-927892-4 0-927892-3

NOTES:  
Bemerkungen

- 1 CONTACT AREA min.0.75 µm Au OVER min.1.25 µm Ni  
Kontaktbereich min.0.75 µm Au über min.1.25 µm Ni
- 2 CRIMP AREA 1-2 µm Sn OVER min.0.05 µm Ni  
Crimpbereich 1-2 µm Sn über min.0.05 µm Ni
- 3 Min.3 µm Ag IN LOCALIZED AREA. FLASH Ag ON REMAINDER.  
BOTH OVER min.1.25 µm Ni  
Min.3 µm Ag im lokalisierte Bereich. Rest flashversilbert. beide über min.1.25 µm Ni
- 4 ALL VERSIONS SPLICE FREE EXCEPT OF  
Alle Versionen Splice-free außer
- 5 SPLICE ACCORDING TO TE CONNECTIVITY-SPEC. 118-10107 SPLICE ADDITIONAL MARK  
WITH RED SPLICE-STICKER ON THE INTERLEAVING PAPER AND ON THE REEL  
Splice nach Tyco-Spec. 118-10107 zusätzlich Splice mit rotem Splice-Aufkleber  
auf dem Zwischentagenpapier und auf dem Reel kennzeichnen
- 6 TO BE MEASURED BY DIMENSION 2 mm  
Bei Ausstellung 2 mm
- 7 REELING TYPE



DIMENSIONS: mm	TOLERANCES UNLESS OTHERWISE SPECIFIED: ISO 2768 -H E	DRN P. Hasek	Z1AUG2006 60CT2006	TE Connectivity
MATERIAL see table siehe Tabelle	FINISH see table siehe Tabelle	APVD P. Vlcek	90CT2006	TE Connectivity
PRODUCT SPEC 108-18299		PRODUCT GROUP DRAWING FOR 2.8 mm FASTIN-FASTON® TAB		
APPLICATION SPEC 114-18014		SIZE A1	CAGE CODE 00779	DRAWING NO. C=1670467
CUSTOMER DRAWING		SCALE 5:1	SHEET 1 OF 1	REV A1

# Mouser Electronics

Authorized Distributor

Click to View Pricing, Inventory, Delivery & Lifecycle Information:

[TE Connectivity:](#)

[929949-2](#)