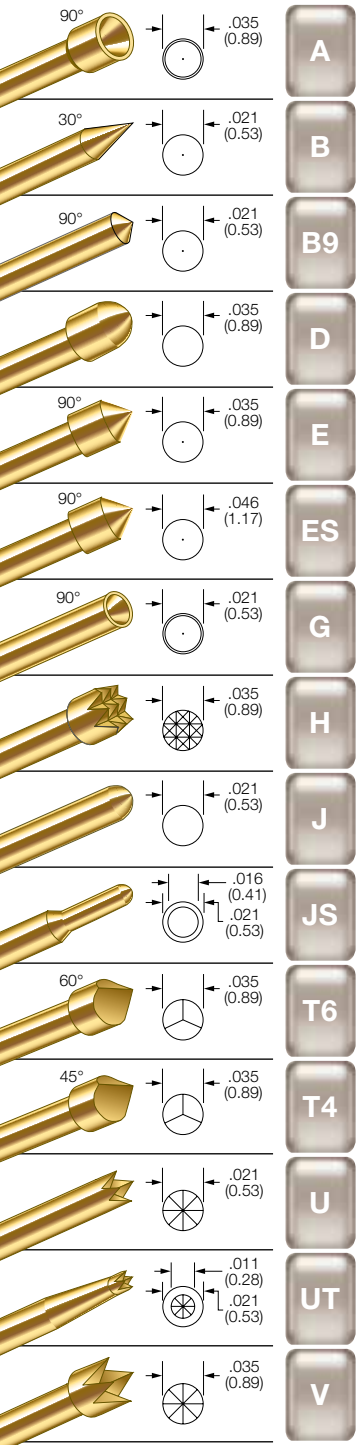


Series S Size 0 - .050 Centers

BeCu PLUNGER TIPS



PROBE SPECIFICATIONS

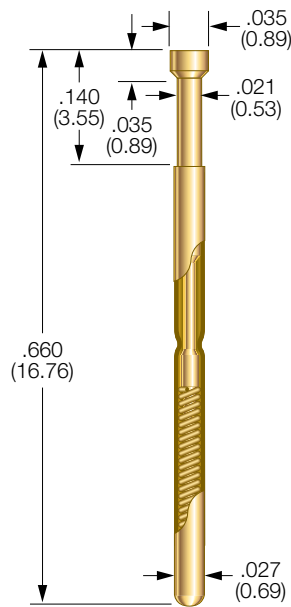
Minimum Centers: .050 (1.27)
Current Rating: 3 amps continuous
Spring Force: 2.2, 2.5 or 3.7 oz. @ .070 (1.78) travel
Typical Resistance: < 35 mΩ
Maximum Travel: .100 (2.54)
Working Travel: .070 (1.78)

Rated Force oz. (g)	Preload oz. (g)	Material
2.2 (62)	0.6 (17)	BeCu
2.5 (71)	0.6 (17)	SS
3.7 (105)	1.9 (54)	MW

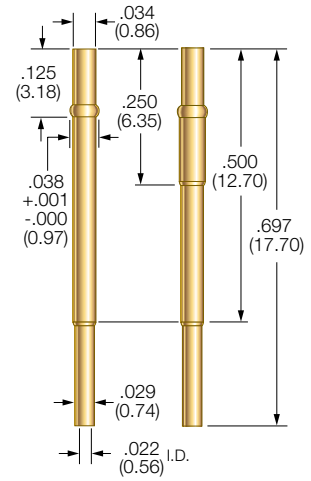
MATERIALS

Barrel: Nickel/silver, gold plated
Spring: Beryllium copper, music wire or stainless steel, gold plated
Plunger: Beryllium copper, gold plated over nickel or Duralloy™
Receptacle: Nickel/silver, gold plated, gold plated post
Plug-In Terminal: Beryllium copper, preplated gold

S-0 PROBE



R-0 Receptacles



Drill Size: #64
Mounting Hole Size: .035/.0365 (0.89/0.93)
Recommended Wire: 28-30 gage

RECEPTACLE OPTIONS

Part Number	Style	Receptacle Length	Probe/Receptacle Combined Length	Comments
R-0-CR	Crimp	0.697 (17.70)	0.857 (21.77)	—
R-0-SC	Solder Cup	0.697 (17.70)	0.857 (21.77)	—
R-0-WW-016	Wire Wrap	0.947 (24.05)	1.107 (28.12)	.250 post length - .016 sq.
R-0-WW-025	Wire Wrap	0.997 (25.32)	1.157 (29.39)	.300 post length - .025 sq.
R-0-PW	Preattached Wire	0.697 (17.70)	0.857 (21.77)	30 gage - non vacuum sealed*
R-0-DS	Duraseal®	0.697 (17.70)	0.857 (21.77)	30 gage - vacuum sealed*
R-0-WT	Plug-In Receptacle	0.697 (17.70)	0.857 (21.77)	For use with FP-Plug terminal
FP-Plug	Plug-In Terminal	—	—	Plugs into R-0-WT receptacle*

* Unless otherwise specified, wire length 36", strip length 1", 30 gage Kynar

HOW TO ORDER: SPRING CONTACT PROBE

S	0	A	2.2	G
SERIES	SIZE	TIP STYLE	SPRING FORCE	PLATING OPTIONS

SERIES:
S: STANDARD
SX: IMPROVED POINTING ACCURACY

SPRING FORCE:
 2.2 oz. @ .070 (1.78) TRAVEL
 2.5 oz. @ .070 (1.78) TRAVEL
 3.7 oz. @ .070 (1.78) TRAVEL

PLATING OPTIONS:
G: GOLD PLATED PLUNGER
D: DURALLOY™ PLATED PLUNGER

CRIMPING PLIERS: CP0
INSERTION TOOL: RT0
WIRE PLUG TOOL: RTWT

RECEPTACLE

R	0	CR
SERIES	SIZE	TERMINATION

SERIES:
R: HIGH PERFORMANCE
RX: IMPROVED POINTING ACCURACY

* UNLESS OTHERWISE SPECIFIED, WIRE LENGTH 36", STRIP LENGTH 1", 30 GAGE KYNAR. 12" & 36" STANDARD.

**FOR USE WITH FP-PLUG TERMINAL. 12" & 36" STANDARD

TERMINATIONS:
CR: CRIMP
SC: SOLDER CUP
WW-016: WIRE WRAP .016 SQ
WW-025: WIRE WRAP .025 SQ
PW: PREATTACHED WIRE*
DS: DURASEAL*
WT: PLUG-IN RECEPTACLE**

VIEW UPDATES OF THIS INFORMATION AT WWW.IDINET.COM

Specifications subject to change without notice. Dimensions in inches (millimeters)

Mouser Electronics

Authorized Distributor

Click to View Pricing, Inventory, Delivery & Lifecycle Information:

Smiths Interconnect:

[R-0-WW-025](#) [RX-0-CR](#) [S-0-JS-2.2-G S/C](#) [S-0-JS-2.5-D S/C](#) [S-0-JS-2.5-G S/C](#) [S-0-JS-3.7-D S/C](#) [S-0-JS-3.7-G S/C](#)
[S-0-T4-2.2-D S/C](#) [S-0-T4-2.2-G S/C](#) [S-0-T4-2.5-D S/C](#) [S-0-T4-2.5-G S/C](#) [S-0-T4-3.7-D S/C](#) [S-0-T4-3.7-G S/C](#) [S-0-U-2.2-D S/C](#) [S-0-U-2.2-G S/C](#) [S-0-U-2.5-D S/C](#) [S-0-U-2.5-G S/C](#) [S-0-U-3.7-D S/C](#) [S-0-U-3.7-G S/C](#) [S-0-UT-2.2-D S/C](#) [S-0-UT-2.2-G S/C](#) [S-0-UT-2.5-D S/C](#) [S-0-UT-2.5-G S/C](#) [S-0-UT-3.7-D S/C](#) [S-0-UT-3.7-G S/C](#) [S-0-V-2.2-D S/C](#) [S-0-V-2.2-G S/C](#) [S-0-V-2.5-D S/C](#) [S-0-V-2.5-G S/C](#) [S-0-V-3.7-D S/C](#) [S-0-V-3.7-G S/C](#) [SX-0-B-2.2-G D/C](#) [SX-0-H-2.2-G D/C](#) [SX-0-JS-2.2-G](#) [SX-0-JS-2.5-G D/C](#) [SX-0-T6-3.7-G D/C](#) [SX-0-U-2.2-G D/C](#) [SX-0-UT-2.5-G D/C](#) [S-0-A-2.2-G 660 S/C](#) [RX-0-DS-36-1](#) [RXSS50DS BLUE 30G](#) [RX-0-WW-025](#) [RXSS50WW](#) [R-0-WW-016](#) [RSS50WW](#) [RX-0-WW-016](#) [RXSS50WW](#) [RX-0-PW-36-1](#) [RXSS50PW VIOLET 30G](#) [S-0-A-2.2-D 660 S/C](#) [S-0-A-2.5-D S/C](#) [S-0-A-2.5-G S/C](#) [S-0-A-3.7-D S/C](#) [S-0-A-3.7-G S/C](#) [S-0-B-2.2-D S/C](#) [S-0-B-2.2-G S/C](#) [S-0-B-2.5-D S/C](#) [S-0-B-2.5-G S/C](#) [S-0-B-3.7-D S/C](#) [S-0-B-3.7-G S/C](#) [S-0-B9-2.2-D S/C](#) [S-0-B9-2.2-G S/C](#) [S-0-B9-2.5-D S/C](#) [S-0-B9-2.5-G S/C](#) [S-0-B9-3.7-D S/C](#) [S-0-B9-3.7-G S/C](#) [S-0-C-2.2-D S/C](#) [S-0-C-2.2-G S/C](#) [S-0-C-2.5-D S/C](#) [S-0-C-2.5-G S/C](#) [S-0-C-3.7-D S/C](#) [S-0-C-3.7-G S/C](#) [S-0-D-2.2-D S/C](#) [S-0-D-2.2-G S/C](#) [S-0-D-2.5-D S/C](#) [S-0-D-2.5-G S/C](#) [S-0-D-3.7-D S/C](#) [S-0-D-3.7-G S/C](#) [S-0-E-2.2-D S/C](#) [S-0-E-2.2-G S/C](#) [S-0-E-2.5-D S/C](#) [S-0-E-2.5-G S/C](#) [S-0-E-3.7-D S/C](#) [S-0-E-3.7-G S/C](#) [S-0-ES-2.2-D S/C](#) [S-0-ES-2.2-G S/C](#) [S-0-ES-2.5-D S/C](#) [S-0-ES-2.5-G S/C](#) [S-0-ES-3.7-D S/C](#) [S-0-ES-3.7-G S/C](#) [S-0-H-2.2-D S/C](#) [S-0-H-2.2-G S/C](#) [S-0-H-2.5-D S/C](#) [S-0-H-2.5-G S/C](#) [S-0-H-3.7-D S/C](#) [S-0-H-3.7-G S/C](#) [S-0-HS-3.7-G S/C](#) [S-0-J-2.2-D S/C](#) [S-0-J-2.2-G S/C](#) [S-0-J-2.5-D S/C](#) [S-0-J-2.5-G S/C](#) [S-0-J-3.7-D S/C](#) [S-0-J-3.7-G S/C](#) [S-0-JS-2.2-D S/C](#) [R-0-PW-36-1\(RSS50PW\) BLUE](#)