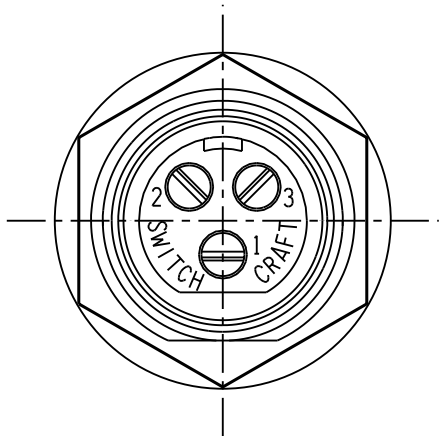
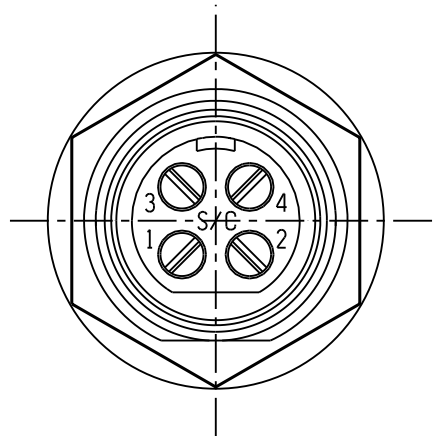


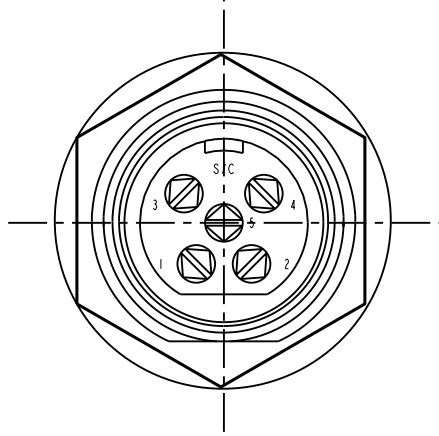
SL172FX
2 PIN



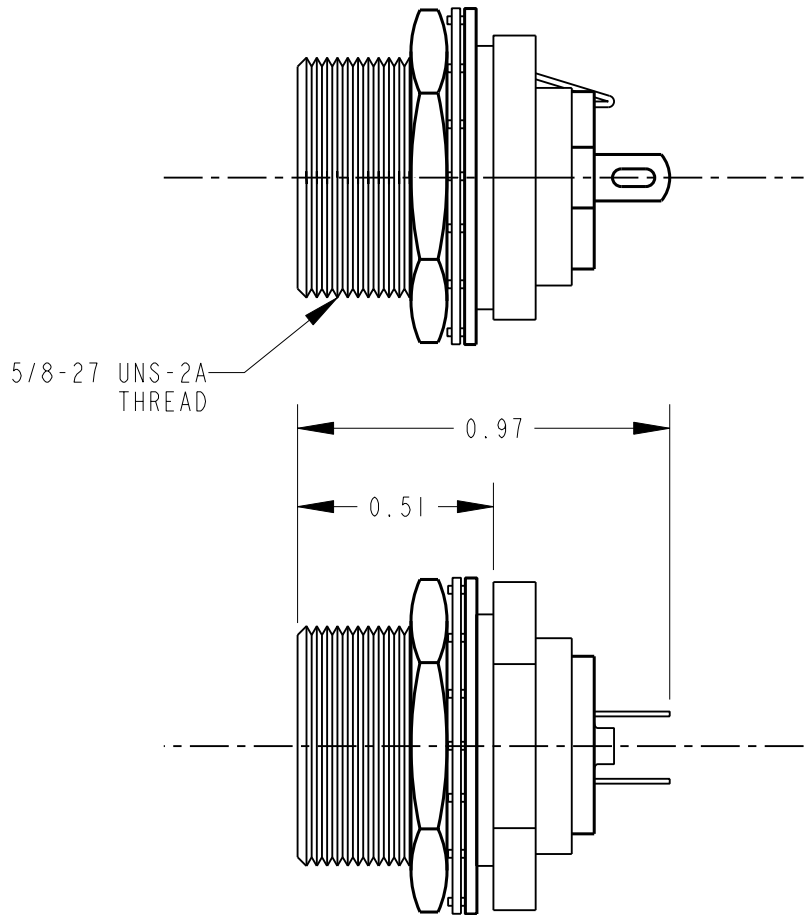
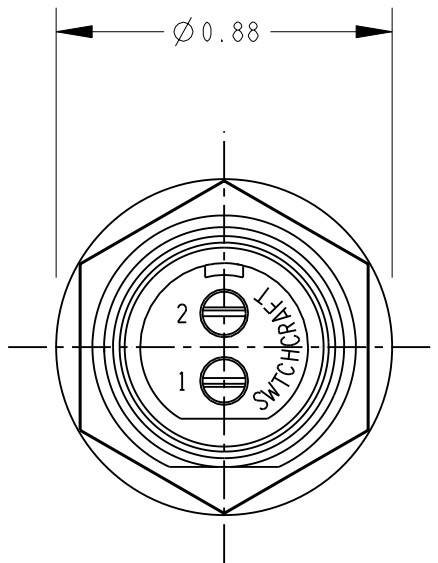
SL173FX
3 PIN



SL174FX
4 PIN



SL175FX
5PIN



PART NUMBER	NUMBER OF CONTACTS
SL172FX	2
SL173FX	3
SL174FX	4
SL175FX	5

NOTES:

1. MATERIALS:
HOUSING - ZINC ALLOY, NICKEL PLATED
INSULATOR - THERMOPLASTIC, BLACK
CONTACTS - COPPER ALLOY, SILVER PLATED
LATCH - STEEL, NICKEL PLATED
HEXNUT - BRASS, NICKEL PLATED
LOCKWASHER - STEEL, NICKEL PLATED
FLAT WASHER - STEEL, NICKEL PLATED
2. HOUSING, INSULATOR ASSEMBLY AND HARDWARE SHIPPED UNASSEMBLED.
3. THESE PRODUCTS ARE RoHS COMPLIANT.

CUSTOMER DRAWING

					<div>★ STAR SYMBOL DENOTES CRITICAL DIMENSION</div>	THIS DRAWING DESCRIBES A DESIGN CONSIDERED PROPRIETARY IN NATURE, DEVELOPED AND MANUFACTURED BY SWITCHCRAFT INC. AND IS RELEASED ON A CONFIDENTIAL BASIS FOR IDENTIFICATION PURPOSES ONLY.										
					<div>UNLESS OTHERWISE SPECIFIED</div> <div>1. ALL DIMENSIONS IN INCHES -TWO PLACE DECIMALS ±0.01 -THREE PLACE DECIMALS ±0.005 -ANGLES ±1° -ALL DIA. CONCENTRIC WITHIN 0.005 T.I.R.</div> <div>2. FEATURES ON THE SAME CENTERLINE MUST BE ALIGNED WITHIN ±0.002</div> <div>3. REMOVE ALL BURRS</div>	SIZE		WIDTH		MULT		LBS/M		TEMPER		
						FINISH SPEC No.					MATERIAL SPEC No.					
						FIRST USED ON			SCALE NONE			<div>Switchcraft®</div> <div>SHEET OF </div>				
						DATE DRAWN	BY	CHKD		APVD						
						07-Jan-11	TO	TO 1-6-11		TJK 1-10-11						
A	26150	9-15-06	TO	TJK		NAME SLIM-LINE FEMALE REAR PANEL MOUNT RECEPTACLE, RoHS					PART No. SL17_FX SERIES			REV A		
REV ECO NUMBER DATE BY APVD																
REVISIONS					DO NOT SCALE DRAWING											

Mouser Electronics

Authorized Distributor

Click to View Pricing, Inventory, Delivery & Lifecycle Information:

[Switchcraft:](#)

[SL174F](#)