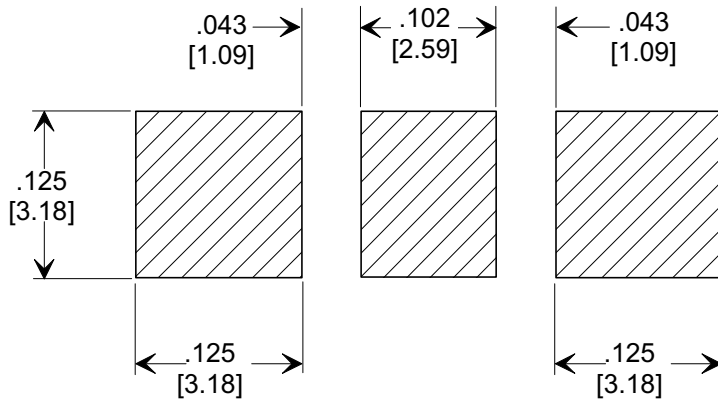
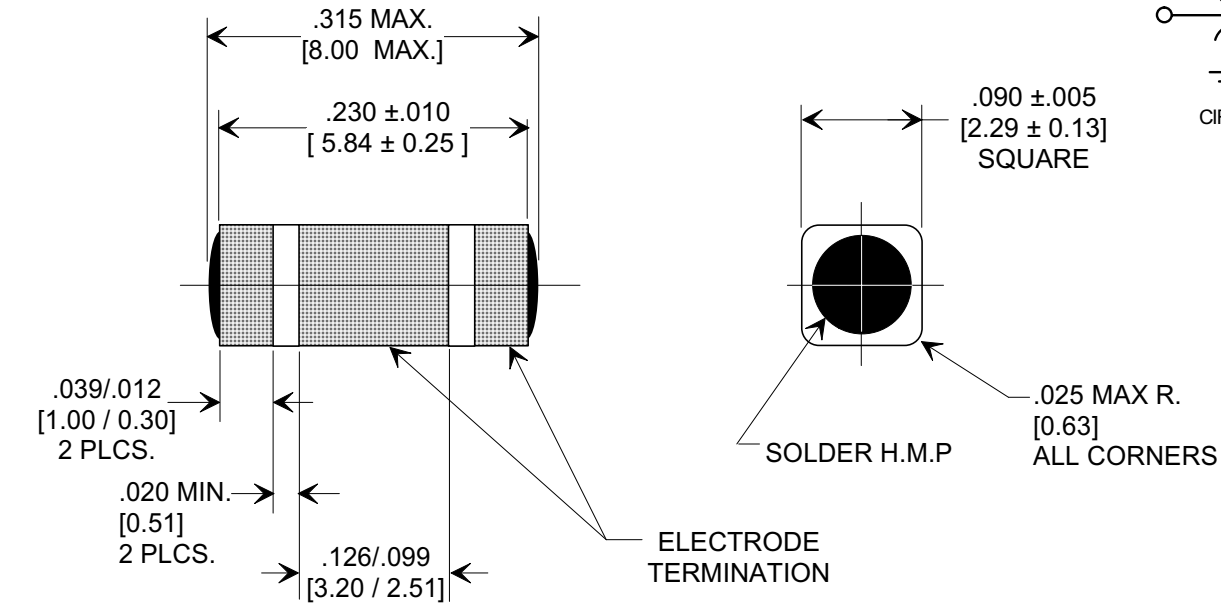
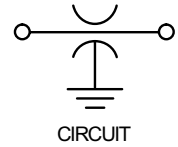
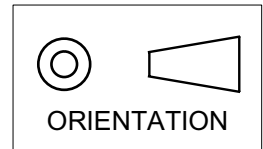


**MARKETING SALES DRAWING**  
 DIMENSIONS IN INCHES - DO NOT SCALE THIS DRAWING  
 DIMENSIONS IN METRIC [ ]

Electrical Testing  
 per Tusonix standard  
 test plans and Mil-Std-202  
 Test Methods.



SUGGESTED  
 MOUNTING PATTERN

**NOTES:**

1. INDUCTANCE TO BE 0.1 μH MINIMUM.
2. PACKAGE: BULK OR BLISTER TAPE TO IEC-60286-3 TYPE II AND EIA-481-A.

CAP.	TOLERANCE	WVDC		TEST VOLTAGE	I <sub>DC</sub>	ELECTRODE TERMINATION	TYPICAL NO LOAD INSERTION LOSS dB AT 25°C PER MIL-STD-220		
		85°C	125°C				10 MHZ	100 MHZ	1 GHZ
470 pF	+80% / -20%	100	100	300 VDC	20 A	SOLDER	---	12	27

X-2015 Rev-0 REVISION RECORD Original Release C.O. WAS SK8060-STYLE. S.M. 04-22-02 <b>20020418-4-07</b> RELOCATED MOUNTING PATTERN L.E. 07-09-02 <b>20020709-2-02</b> ADDED INSERTION LOSS COLUMN. S.M. 04-07-03 <b>20030407-1-02</b> REVISED DRAWING. S.M. 06-23-03 <b>20030619-2-13</b>	--TOLERANCES-- Unless Otherwise Specified DECIMAL ± .005 [0.13] ANGLES ±		Title <b>SURFACE MOUNT SQUARE STYLE "C" FILTER 20 AMPS</b> Drawn L.E. 03-01-02 Scale 7 X Approved B.M. 03-01-02	
	TUCSON, ARIZONA		A <b>4702-001</b>	

# Mouser Electronics

Authorized Distributor

Click to View Pricing, Inventory, Delivery & Lifecycle Information:

[Tusonix:](#)

[4702-001MLF](#)