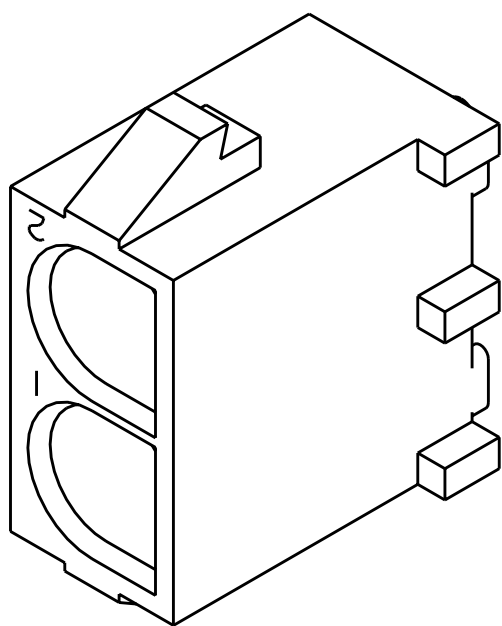
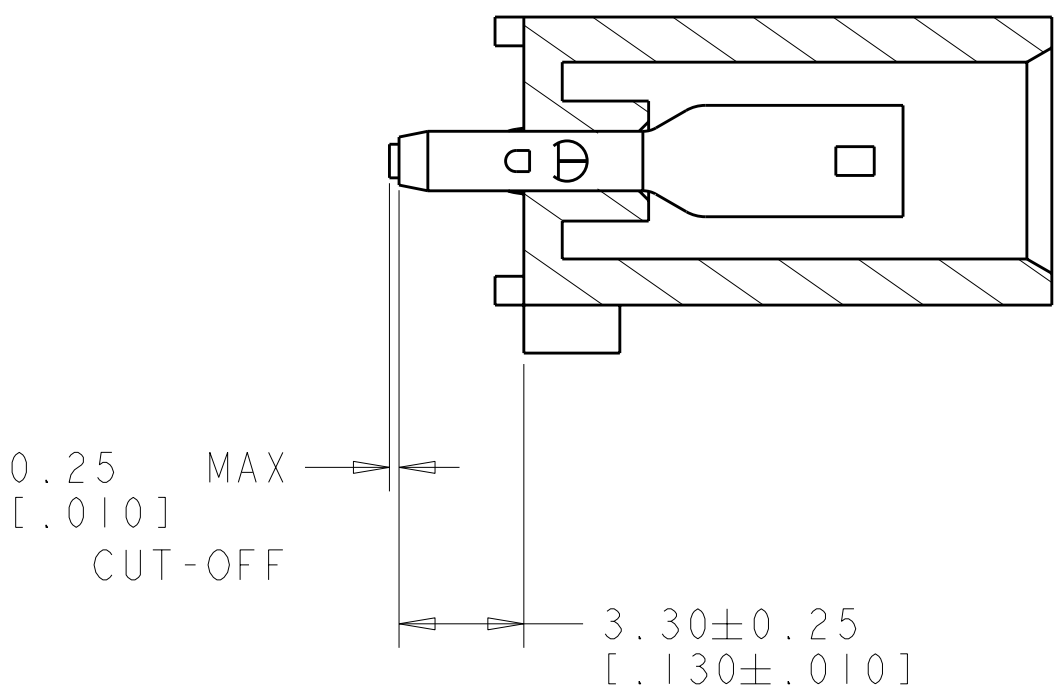
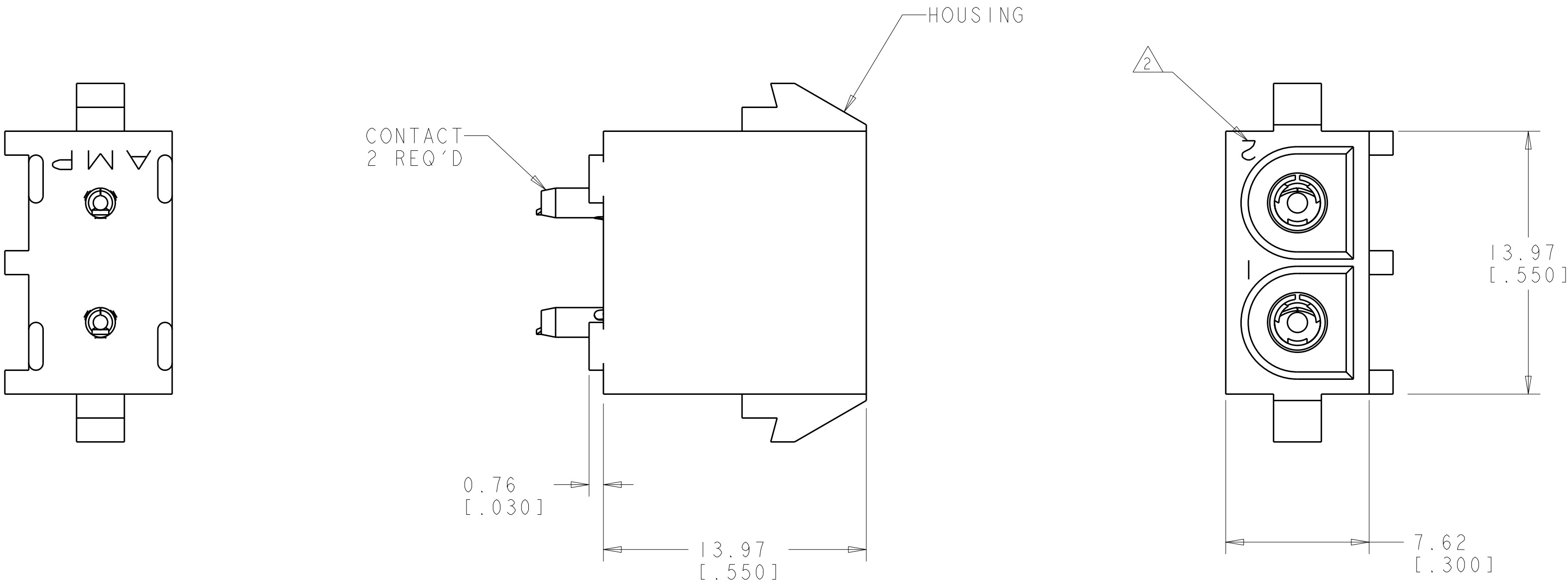
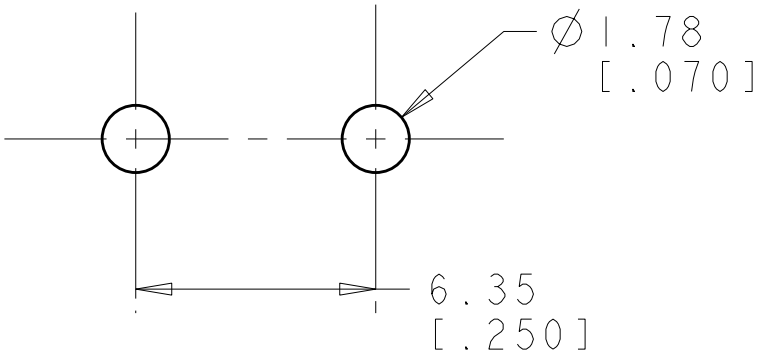


LOC		DIST		REVISIONS				
CM	00	F	LTR	DESCRIPTION	DATE	DWN	APVD	
		A		RELEASED PER WR-07-123	25SEP2007	KW	DC	

1. PARTS COMPLY TO AMP SOLDERABILITY SPECIFICATION 109-11-2.  
2. CIRCUIT IDENTIFICATION CHARACTERS ARE ADJACENT TO THE INDICATED CAVITIES, BUT LOCATION AND ORIENTATION MAY DIFFER FROM PRINT.



3 DIMENSIONAL VIEW  
SCALE 4:1



RECOMMENDED MOUNTING HOLE PATTERN  
FOR 1.57 [ .062 ] THICK P.C. BOARD



PHOSPOR BRONZE, PRE-TIN		NYLON, UL94V-2, NATURAL		2029000-1	
PIN CONTACT MATERIAL AND FINISH		HOUSING MATERIAL AND COLOR		PART NUMBER	
<div>THIS DRAWING IS UNPUBLISHED. IT IS THE PROPERTY OF TYCO ELECTRONICS CORPORATION. IT IS TO BE KEPT IN CONFIDENTIALITY AND NOT TO BE REPRODUCED OR TRANSMITTED IN ANY FORM OR BY ANY MEANS, ELECTRONIC OR MECHANICAL, INCLUDING PHOTOCOPYING, RECORDING, OR BY ANY INFORMATION STORAGE AND RETRIEVAL SYSTEM. THIS DRAWING IS THE PROPERTY OF TYCO ELECTRONICS CORPORATION. IT IS TO BE KEPT IN CONFIDENTIALITY AND NOT TO BE REPRODUCED OR TRANSMITTED IN ANY FORM OR BY ANY MEANS, ELECTRONIC OR MECHANICAL, INCLUDING PHOTOCOPYING, RECORDING, OR BY ANY INFORMATION STORAGE AND RETRIEVAL SYSTEM.</div>		DWN R. WHITAKER 25SEP2007	<div> Tyco Electronics Harrisburg, PA 17105-3608</div>		
		CHK D. COLEY 25SEP2007			
		APVD D. COLEY 25SEP2007			
		NAME			
DIMENSIONS: mm[ INCHES ]		TOLERANCES UNLESS OTHERWISE SPECIFIED:		NAME	
		9 PLC ±		SOCKET HEADER ASSEMBLY, 2 CIRCUIT, SHORT TAIL, UNIVERSAL MATE-N-LOK(TM)	
		1 PLC ±			
		2 PLC ±0.13( .005 )			
		3 PLC ±			
4 PLC ±		APPLICATION SPEC		SIZE	
MATERIAL SEE TABLE		FINISH SEE TABLE		CAGE CODE	
				DRAWING NO	
				A1 00779	
				C=2029000	
				RESTRICTED TO	
				-	
				CUSTOMER DRAWING	
				SCALE 5:1	
				SHEET 1 OF 1	
				REV A	

# Mouser Electronics

Authorized Distributor

Click to View Pricing, Inventory, Delivery & Lifecycle Information:

[TE Connectivity:](#)

[2029000-1](#)