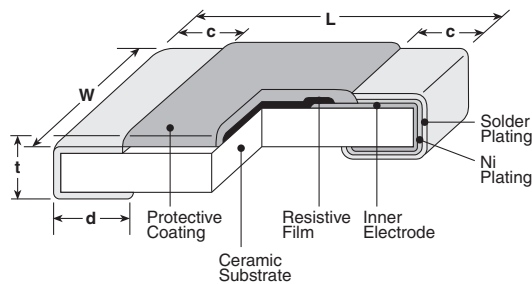


features

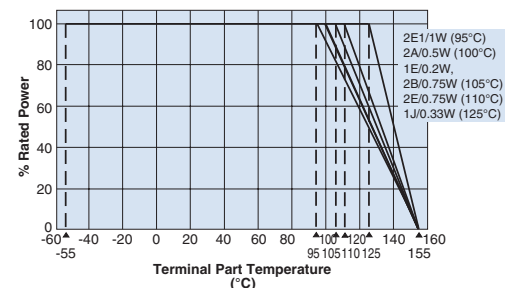
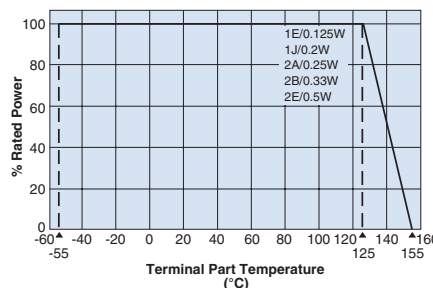
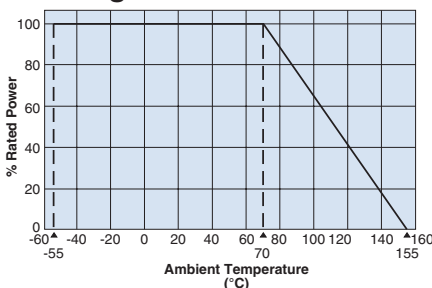
- Superior to RK73B/RK73H series in pulse withstanding voltage and high power
- Down to $\pm 0.5\%$ tolerance
- Products with lead-free terminations meet EU RoHS requirements. EU RoHS regulation is not intended for Pb-glass contained in electrode, resistor element and glass.
- AEC-Q200 Qualified

dimensions and construction



Type (Inch Size Code)	Dimensions inches (mm)				
	L	W	c	d	t
SG73P1E (0402)	.039 ^{+0.004} _{-.002} (1.0 ^{+0.1} _{-0.05})	.02±.002 (0.5±0.05)	.006±.004 (0.15±0.1)	.010 ^{+0.002} _{-.004} (0.25 ^{+0.05} _{-0.1})	.014±.002 (0.35±0.05)
SG73P1J (0603)	.063±.008 (1.6±0.2)	.031±.004 (0.8±0.1)	.012±.004 (0.3±0.1)	.012±.004 (0.3±0.1)	.018±.004 (0.45±0.1)
SG73P2A (0805)	.079±.008 (2.0±0.2)	.049±.004 (1.25±0.1)	.012 ^{+0.008} _{-.004} (0.3 ^{+0.2} _{-0.1})	.012 ^{+0.008} _{-.004} (0.3 ^{+0.2} _{-0.1})	.02±.004 (0.5±0.1)
SG73P2B (1206)	.126±.008 (3.2±0.2)	.063±.008 (1.6±0.2)	.016 ^{+0.008} _{-.004} (0.4 ^{+0.2} _{-0.1})	.016 ^{+0.008} _{-.004} (0.4 ^{+0.2} _{-0.1})	.024±.004 (0.6±0.1)
SG73P2E SG73P2E1 (1210)		.102±.008 (2.6±0.2)			

Derating Curve



For resistors operated at an ambient temperature of 70°C or above, a power rating shall be derated in accordance with the derating curve.

For resistors operated at a terminal part temperature of described for each size or above, a power rating shall be derated in accordance with the derating curve. Please refer to "Introduction of the derating curve based on the terminal part temperature" in the beginning of our catalog before use. If you want to use the rated power of ^{*}, [†], please use the derating curve based on the terminal part temperature on the right hand side.

ordering information

SG73P	2B	T	TD	102	K
Type	Size	Termination Material	Packaging	Nominal Resistance	Tolerance
SG73P	1E 1J 2A 2B 2E 2E1	T: Sn	TP: 0402, 0603, 0805: 7" 2mm pitch punch paper TD: 0603, 0805, 1206, 1210: 7" 4mm pitch punched paper TE: 0805, 1206, 1210: 7" embossed plastic For further information on packaging, please refer to Appendix A	$\pm 0.5\%$, $\pm 1\%$: 3 significant figures + 1 multiplier "R" indicates decimal on value <100Ω $\pm 2\%$, $\pm 5\%$: 2 significant figures + 1 multiplier "R" indicates decimal on value <10Ω	D: $\pm 0.5\%$ F: $\pm 1\%$ G: $\pm 2\%$ J: $\pm 5\%$

anti-surge endured pulse power thick film chip resistor

applications and ratings

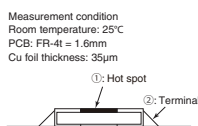
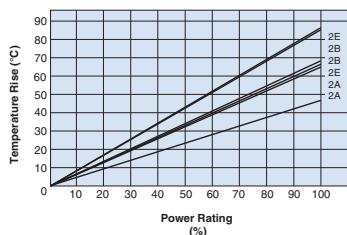
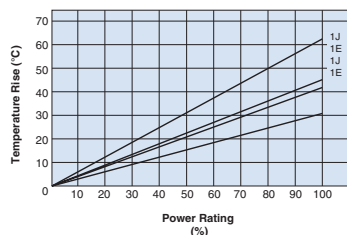
Part Designation	Power Rating	Rated Ambient Temp.	Rated Terminal Part Temp.	T.C.R. (ppm/°C) Max.	Resistance Range (Ω)			Absolute Maximum Working Voltage	Absolute Maximum Overload Voltage	Operating Temp. Range
					(E-24)/E-96 (D±0.5%)	(E-24)/E-96 (F±1%)	(E-24) (G±2%, J±5%)			
SG73P1E (0402)	0.125W	70°C	125°C	±200	10 - 1M	1 - 1M	1 - 10M	75V	100V	-55°C to +155°C
	0.2W*2		105°C							
SG73P1J (0603)	0.33W*2		125°C	±100	510 - 576k	510 - 576k	510 - 560k	150V	200V	
				±100*1	10 - 499 590k - 1M	1 - 499 590k - 1M	1 - 470 620k - 10M			
SG73P2A (0805)	0.25W		125°C	±100	100 - 100k	100 - 100k	100 - 100k	400V	600V (800V)*3	
				±200	10 - 97.6 102k - 1M	1 - 97.6 102k - 1M	1 - 91 110k - 10M			
	0.5W*2		100°C	±100	100 - 100k	100 - 100k	100 - 100k			
				±200	10 - 97.6 102k - 1M	1 - 97.6 102k - 1M	1 - 91 110k - 10M			
SG73P2B (1206)	0.33W		125°C	±100	300 - 1M	300 - 1M	300 - 1M	200V	400V	
				±200	10 - 294	1 - 294	1 - 270 1.2M - 10M			
	0.75W*2		105°C	±100	300 - 1M	300 - 1M	300 - 1M			
				±200	10 - 294	1 - 294	1 - 270 1.2M - 10M			
SG73P2E (1210)	0.5W	125°C	±200	10 - 1M	1 - 1M	1 - 10M	200V	400V		
	0.75W*2	110°C								
SG73P2E1 (1210)	1.0W*2	95°C	±200	10 - 1M	1 - 1M	1 - 10M	200V	400V		

Parentheses indicate EIA package size codes.

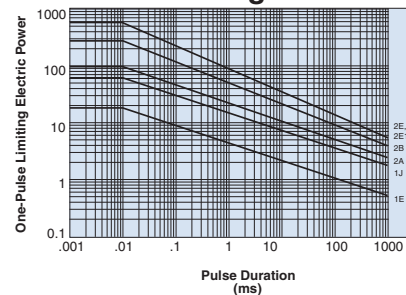
*1 Cold T.C.R. (-55°C ~ +25°C) is +150 x 10⁻⁶/K Rated voltage = √Power rating x resistance value or max. working voltage, whichever is lower. Please contact KOA Speer for how to handle a specific surge/pulse. If any questions should arise whether to use the "Rated Ambient Temperature" or the "Rated Terminal Part Temperature," please give priority to the "Rated Terminal Part Temperature." Prior to use and for more details refer to "Introduction of the derating curves on the terminal part temperature" in the beginning of the catalog. *2 Rated power derating applies only if permitted Terminal Part Temp is not exceeded. *3 Applies when power rating is 0.4W or lower.

environmental applications

Temperature Rise



One-Pulse Limiting Electric Power



Regarding the temperature rise, the value of the temperature varies per conditions and board for use since the temperature is measured under our measuring conditions.

The maximum applicable voltage is equal to the max. overload voltage. Please contact factory for resistance characteristics of continuous applied pulse.

Performance Characteristics

Parameter	Requirement $\Delta R \pm(\%+0.1\Omega)$		Test Method
	Limit	Typical	
Resistance	Within specified tolerance	—	25°C
T.C.R.	Within specified T.C.R.	—	+25°C/-55°C and +25°C/+125°C
Overload (Short time)	±2%	±0.5%	Rated Voltage x 2.5 for 5 seconds (2A: 0.4W, 0.5W; 2B: 0.75W; 2E: 0.75W; 2E1: 1W rated power x 2 for 5 seconds)
Resistance to Solder Heat	±1%	±0.75%	260°C ± 5°C, 10 seconds ± 1 second
Rapid Change of Temperature	±0.5%	±0.3%	-55°C (30 minutes), +125°C (30 minutes), 100 cycles
Moisture Resistance	±3%	±0.75%	40°C ± 2°C, 90%~95%RH, 1000 hours; 1.5 hr ON, 0.5 hr OFF cycle
Endurance at 70°C	±3%	±0.75%	70°C ± 2°C, 1000 hours, 1.5 hr ON, 0.5 hr OFF cycle
High Temperature Exposure	±1%	±0.3%	+155°C, 1000 hours

Additional environmental applications can also be found at www.koaspeer.com

Specifications given herein may be changed at any time without prior notice. Please confirm technical specifications before you order and/or use.

11/20/19

Mouser Electronics

Authorized Distributor

Click to View Pricing, Inventory, Delivery & Lifecycle Information:

KOA Speer:

[SG73P2BTDD2R4J](#) [SG73P2BTDD1000F](#) [SG73P2ATTD75R0F](#) [SG73P2ETTD106J](#) [SG73P2BTDD1202F](#)
[SG73P2BTDD5101F](#) [SG73P2BTDD8201F](#) [SG73P2ETTD1001F](#) [SG73P2ATTD1000F](#) [SG73P2BTDD100J](#)
[SG73P2BTDD1R5J](#) [SG73P2BTDD1R0J](#) [SG73P2ATTD560J](#) [SG73P2ATTD470J](#) [SG73P2ATTD4R7J](#)
[SG73P2ATTD3900F](#) [SG73P2ATTD39R0F](#) [SG73P2ATTD220J](#) [SG73P2BTDD120J](#) [SG73P2ATTD101J](#)
[SG73P2BTDD150J](#) [SG73P2ATTD100J](#) [SG73P2ATTD2R20F](#) [SG73P2BTDD560J](#) [SG73P2BTDD101J](#)
[SG73P2BTDD6R8J](#) [SG73P2BTDD5R6J](#) [SG73P2BTDD470J](#) [SG73P2BTDD4R7J](#) [SG73P2BTDD390J](#)
[SG73P2BTDD330J](#) [SG73P2BTDD3R30F](#) [SG73P2BTDD3R3J](#) [SG73P2BTDD220J](#) [SG73P2BTDD22R0F](#)
[SG73P2BTDD2R7J](#) [SG73P2BTDD2R2J](#) [SG73P2BTDD180J](#) [SG73P2BTDD680J](#) [SG73P1JTDD10R0F](#)
[SG73P2ETTD10R0F](#) [SG73P2ATTD7R5J](#) [SG73P2ETTD4R7J](#) [SG73P2ETTD3R9J](#) [SG73P1JTDD1001F](#)
[SG73P2ATTD1100D](#) [SG73P2ETTD6R80F](#) [SG73P2BTDD13R0F](#) [SG73P2BTDD8R20F](#) [SG73P2BTDD4R70F](#)
[SG73P2ETTD472J](#) [SG73P2ETTD2R70F](#) [SG73P2BTDD91R0F](#) [SG73P2ATTD51R0F](#) [SG73P2ATTD1001F](#)
[SG73P2ATTD471J](#) [SG73P2ETTD1002F](#) [SG73P2ETTD8R2J](#) [SG73P2BTDD11R0F](#) [SG73P2BTDD68R0F](#)
[SG73P2BTDD4702F](#) [SG73P2BTDD1002F](#) [SG73P2BTDD1001F](#) [SG73P2ETTD2001F](#) [SG73P1JTDD100J](#)
[SG73P1JTDD101J](#) [SG73P1JTDD2R2J](#) [SG73P1JTDD4R7J](#) [SG73P2ATTD1R0J](#) [SG73P2ATTD150J](#)
[SG73P2BTDD270J](#) [SG73P2BTDD3R9J](#) [SG73P2BTDD750J](#) [SG73P2ETTD111J](#) [SG73P2BTDD2R0J](#)
[SG73P1ETTP2701D](#) [SG73P1ETTP2701F](#) [SG73P1ETTP2702D](#) [SG73P1ETTP2702F](#) [SG73P1ETTP2703D](#)
[SG73P1ETTP2703F](#) [SG73P1ETTP270G](#) [SG73P1ETTP270J](#) [SG73P1ETTP271G](#) [SG73P1ETTP271J](#)
[SG73P1ETTP272G](#) [SG73P1ETTP272J](#) [SG73P1ETTP273G](#) [SG73P1ETTP273J](#) [SG73P1ETTP274G](#)
[SG73P1ETTP274J](#) [SG73P1ETTP275G](#) [SG73P1ETTP275J](#) [SG73P1ETTP27R0D](#) [SG73P1ETTP27R0F](#)
[SG73P1ETTP2R00F](#) [SG73P1ETTP2R0G](#) [SG73P1ETTP2R0J](#) [SG73P1ETTP2R20F](#) [SG73P1ETTP2R2G](#)