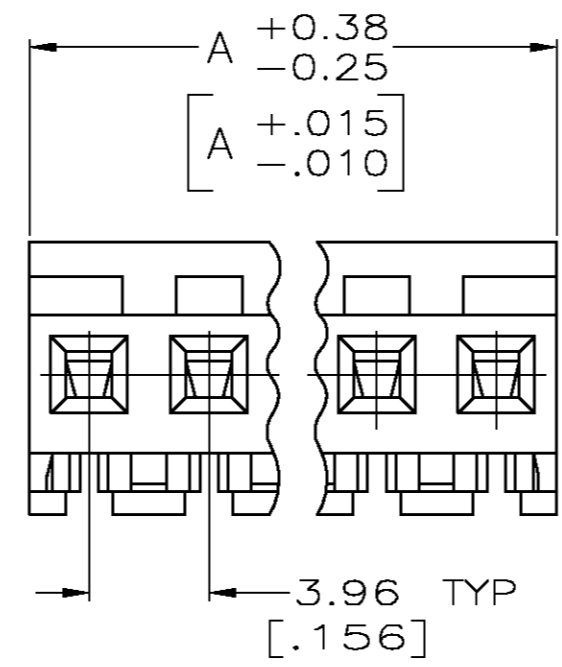
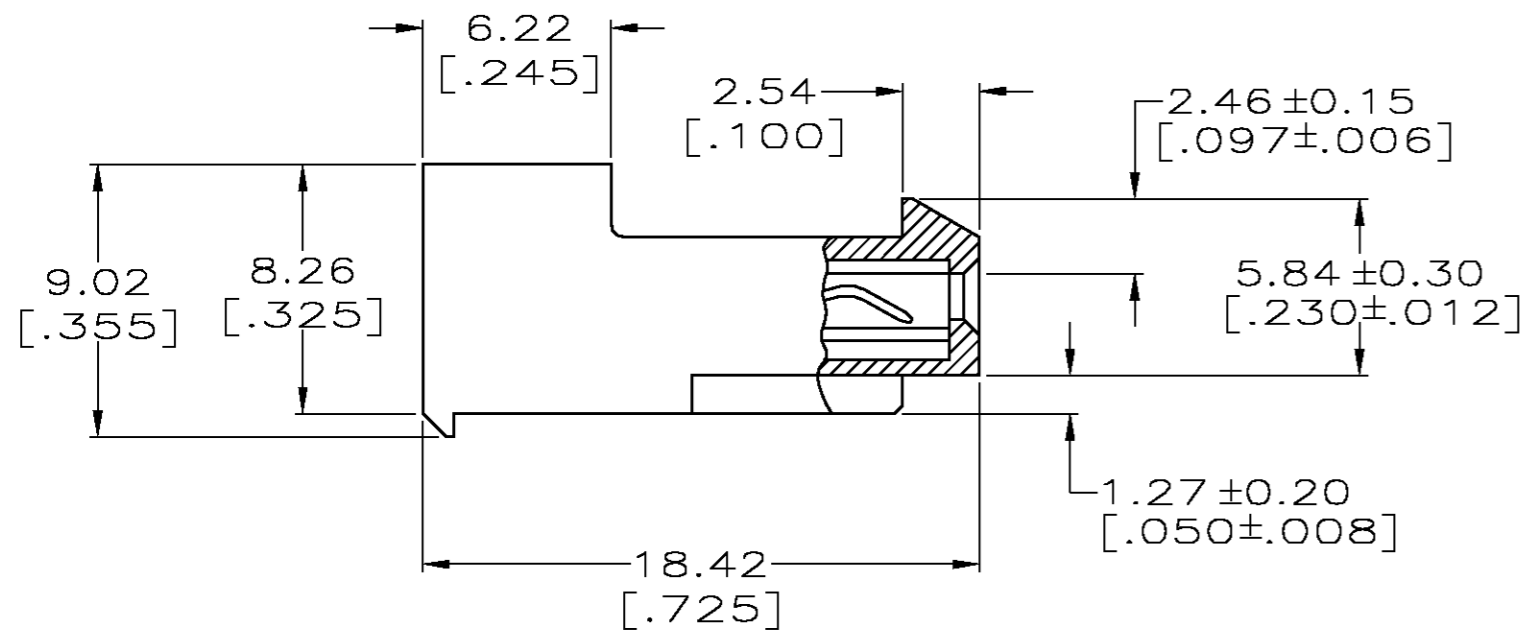
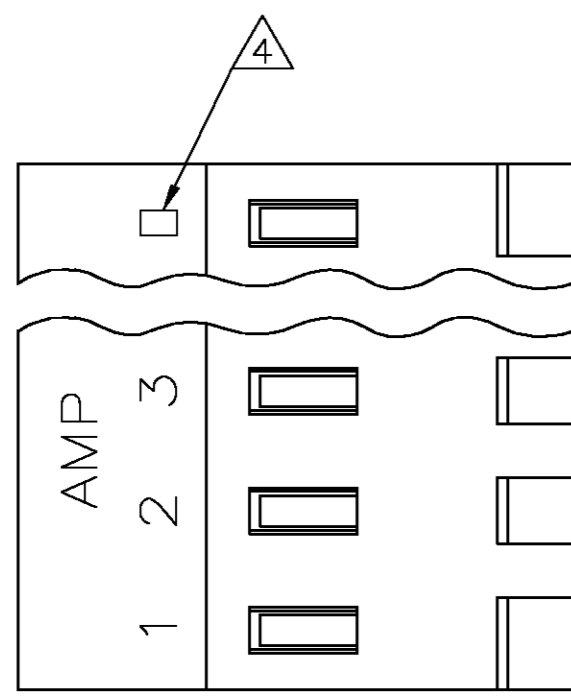


THIS DRAWING IS UNPUBLISHED. RELEASED FOR PUBLICATION
 © COPYRIGHT BY TYCO ELECTRONICS CORPORATION. ALL RIGHTS RESERVED.

LOC	DIST	REVISIONS					
CM	00	P	LTR	DESCRIPTION	DATE	DWN	APVD
		P		REV PER ECN 0G3B-0349-03	07JUL03	SC	DB



1 MATERIAL: CONNECTOR - NYLON UL94-V2 (YELLOW)
 CONTACTS - 0.30[.012] THICK COPPER ALLOY
 (BRIGHT TIN-LEAD 0.00203[.000080] MIN. THICK
 FOR CONTACTS 640427-2 THRU 2-640427-4).
 (BRIGHT TIN PLATE 0.00305[.000120] MIN. THICK
 FOR CONTACTS 3-640427-2 THRU 5-640427-4).

- 2. CONTACTS ACCEPT 20 AWG WIRE WITH 2.41[.095] MAX INSULATION DIAMETER.
- 3. CONTACTS MUST ACCEPT 1.14±0.03[.045] POST AND REMAIN LOCKED IN POSITION.

4 IDENTIFICATION NUMBER FOR LAST CIRCUIT MAY NOT APPEAR ON ALL ASSEMBLIES.

- 5. DIMENSIONS IN BRACKETS ARE IN INCHES.
- 6. HOUSING FEATURES ARE: CLOSED END WITH LOCKING RAMP.

LEADFREE	DIM A	NO. OF CIRCUITS	PART NO.
YES	95.10[3.744]	24	5-640427-4
YES	91.13[3.588]	23	5-640427-3
YES	87.17[3.432]	22	5-640427-2
YES	83.21[3.276]	21	5-640427-1
YES	79.25[3.120]	20	5-640427-0
YES	75.29[2.964]	19	4-640427-9
YES	71.32[2.808]	18	4-640427-8
YES	67.36[2.652]	17	4-640427-7
YES	63.40[2.496]	16	4-640427-6
YES	59.44[2.340]	15	4-640427-5
YES	55.47[2.184]	14	4-640427-4
YES	51.51[2.028]	13	4-640427-3
YES	47.55[1.872]	12	4-640427-2
YES	43.59[1.716]	11	4-640427-1
YES	39.62[1.560]	10	4-640427-0
YES	35.66[1.404]	9	3-640427-9
YES	31.70[1.248]	8	3-640427-8
YES	27.74[1.092]	7	3-640427-7
YES	23.77[.936]	6	3-640427-6
YES	19.81[.780]	5	3-640427-5
YES	15.85[.624]	4	3-640427-4
YES	11.89[.468]	3	3-640427-3
YES	7.92[.312]	2	3-640427-2
NO	95.10[3.744]	24	2-640427-4
NO	91.13[3.588]	23	2-640427-3
NO	87.17[3.432]	22	2-640427-2
NO	83.21[3.276]	21	2-640427-1
NO	79.25[3.120]	20	2-640427-0
NO	75.29[2.964]	19	1-640427-9
NO	71.32[2.808]	18	1-640427-8
NO	67.36[2.652]	17	1-640427-7
NO	63.40[2.496]	16	1-640427-6
NO	59.44[2.340]	15	1-640427-5
NO	55.47[2.184]	14	1-640427-4
NO	51.51[2.028]	13	1-640427-3
NO	47.55[1.872]	12	1-640427-2
NO	43.59[1.716]	11	1-640427-1
NO	39.62[1.560]	10	1-640427-0
NO	35.66[1.404]	9	640427-9
NO	31.70[1.248]	8	640427-8
NO	27.74[1.092]	7	640427-7
NO	23.77[.936]	6	640427-6
NO	19.81[.780]	5	640427-5
NO	15.85[.624]	4	640427-4
NO	11.89[.468]	3	640427-3
NO	7.92[.312]	2	640427-2

A/C BUSINESS GROUP 3323 177-34 NICK GANNON

THIS DRAWING IS A CONTROLLED DOCUMENT.		DWN S. CARPENTER 07JUL2003	Tyco Electronics Corporation City, State, Zip	
DIMENSIONS: INCHES		CHK D. BOSSI 07JUL2003	NAME MTA 156 CONNECTOR ASSEMBLY, 20 AWG, STANDARD	
TOLERANCES UNLESS OTHERWISE SPECIFIED: 0 PLC ± 1 PLC ± 2 PLC ± 3 PLC ± 0.13 [.005] 4 PLC ± ANGLES ± FINISH 1		APVD D. BOSSI 07JUL2003	PRODUCT SPEC 108-1051	
MATERIAL 1		APPLICATION SPEC 114-1020	SIZE A2	CAGE CODE 00779
METRIC		WEIGHT	DRAWING NO C=640427	RESTRICTED TO -
		CUSTOMER DRAWING	SCALE 4:1	SHEET 1 OF 1