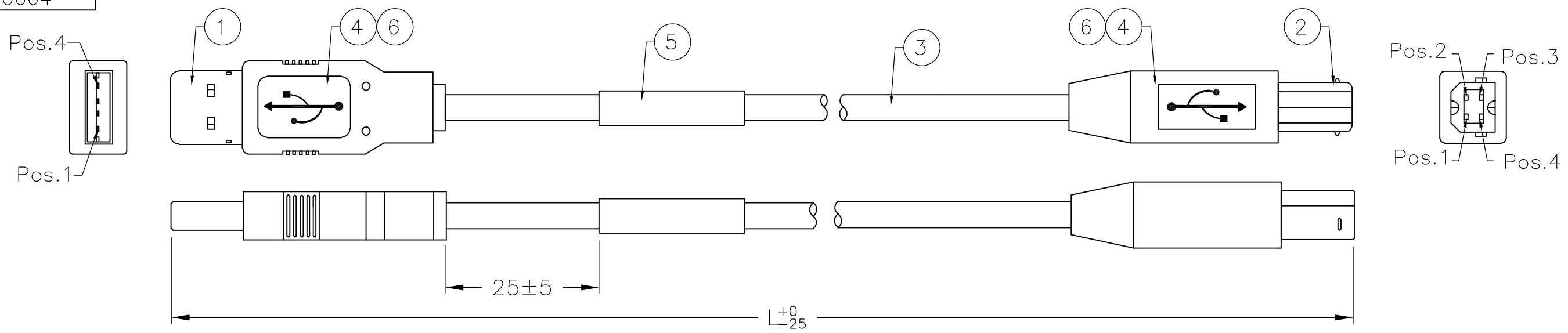


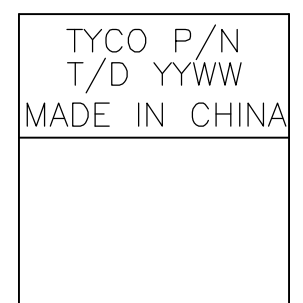
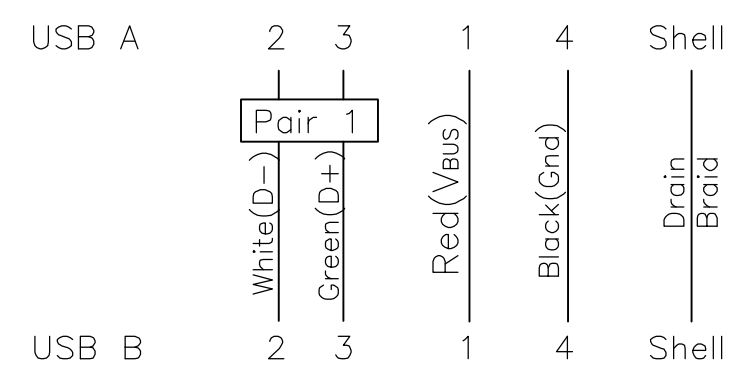
THIS DRAWING IS UNPUBLISHED. RELEASED FOR PUBLICATION
 © COPYRIGHT BY TYCO ELECTRONICS CORPORATION. ALL RIGHTS RESERVED.

LOC	DIST	REVISIONS					
GP	00	P	LTR	DESCRIPTION	DATE	DWN	APVD
		E		PER ECR-06-020659	04SEP06	WW	WW

Tooling Drawing NO.
 USB A: TR00662
 USB B: TR00664



PIN ASSIGNMENT :



LABEL

PART NO.	1487594-1	1487594-2	1487594-3	1487594-4	1487594-5
LENGTH(L)	500	250	162	310	750

- NOTES:
- TESTED FOR CONTINUITY, SHORTS AND OPENS, HI-POT 630V FOR 10MS.
 - CABLE ASSEMBLY MEETS USB 2.0 STANDARDS.
 - EXPOSED CABLE BRAID IS NOT PERMISSIBLE BEYOND OVERMOLD.
 - THE FINAL CABLE ASSEMBLY MAXIMUM LENGTH NOT TO EXCEED 1000MM PER USB SPECIFICATIONS.
 - MEETS REQUIREMENTS OF EU DIRECTIVE 2002/95/EC

AR	AR	AR	AR	AR	MR	COPPER FOIL, W: 5MM	6
1	1	1	1	1	PC	LABEL 25*35MM, WHITE: 25*13	5
AR	AR	AR	AR	AR	KG	Overmold PVC, 40P, Color: Black(BK01)	4
AR	AR	AR	AR	AR	M1	USB 2.0 Cable 28AWG*1P+28AWG*2C+Al/Mylar +Drain+Braid, Color: Black(BK01), OD: 4.20±0.15mm	3
1	1	1	1	1	PC	USB 4Pin Connector Contacts: Gold 30U Plated, Shell: Nickel Plated, Housing UL94V-0 B Type.	2
1	1	1	1	1	PC	USB 4Pin Connector Contacts: Gold 30U Plated, Shell: Nickel Plated, Housing UL94V-0 A Type.	1
-5	-4	-3	-2	-1	U/M	DESCRIPTION	ITEM

THIS DRAWING IS A CONTROLLED DOCUMENT.		DWN BOVEY LIU 25FEB02	Tyco Electronics Corporation Harrisburg, Pa 17105-3608	
DIMENSIONS: mm		CHK J.HUNT 25FEB02		
TOLERANCES UNLESS OTHERWISE SPECIFIED:		APVD J.HUNT 25FEB02	NAME	
0 PLC ± -		PRODUCT SPEC	CABLE ASSEMBLY, USB A TYPE TO USB B TYPE	
1 PLC ± -		APPLICATION SPEC	-	
2 PLC ± -		WEIGHT	-	
3 PLC ± -		CUSTOMER DRAWING	SIZE A3	CAGE CODE 00779
4 PLC ± -		FINISH	DRAWING NO C-1487594	RESTRICTED TO
ANGLES ± -			SCALE -	SHEET 1 OF 1
MATERIAL -				REV E

Mouser Electronics

Authorized Distributor

Click to View Pricing, Inventory, Delivery & Lifecycle Information:

[TE Connectivity:](#)

[1487594-3](#)