

Base strip - EMC 1,5/ 2-G-3,81 - 1897801

Please be informed that the data shown in this PDF Document is generated from our Online Catalog. Please find the complete data in the user's documentation. Our General Terms of Use for Downloads are valid (<http://phoenixcontact.com/download>)

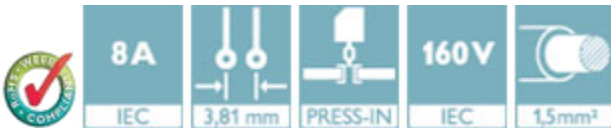
Header, Nominal current: 8 A, Rated voltage (III/2): 160 V, Number of positions: 2, Pitch: 3.81 mm, Color: green, Contact surface: Tin, Mounting: Press-in technology




The figure shows a 10-position version of the product

Product Features

- Long-term stable press-in connection ensures high holding force without thermal load
- Maximum flexibility when it comes to device design – one header for connectors with different connection technologies



Key Commercial Data

| | |
|--------------------------------------|---|
| Packing unit | 1 pc |
| Minimum order quantity | 50 pc |
| GTIN |  4 017918 166380 |
| Weight per Piece (excluding packing) | 0.91 g |
| Custom tariff number | 85369010 |
| Country of origin | Poland |

Technical data

Dimensions

| | |
|--------------------------|--------------|
| Length | 10.7 mm |
| Pitch | 3.81 mm |
| Dimension a | 3.81 mm |
| Constructional height | 7 mm |
| Length of the solder pin | 3.5 mm |
| Pin dimensions | 0,8 x 0,8 mm |

Base strip - EMC 1,5/ 2-G-3,81 - 1897801

Technical data

Dimensions

| | |
|---------------|---------|
| Hole diameter | 1.45 mm |
|---------------|---------|

General

| | |
|--|---------------|
| Range of articles | EMC 1,5/...-G |
| Insulating material group | IIIa |
| Rated surge voltage (III/3) | 2.5 kV |
| Rated surge voltage (III/2) | 2.5 kV |
| Rated surge voltage (II/2) | 2.5 kV |
| Rated voltage (III/3) | 160 V |
| Rated voltage (III/2) | 160 V |
| Rated voltage (II/2) | 250 V |
| Connection in acc. with standard | EN-VDE |
| Nominal current I_N | 8 A |
| Maximum load current | 8 A |
| Insulating material | PBT |
| Flammability rating according to UL 94 | V0 |
| Color | green |
| Number of positions | 2 |

Standards and Regulations

| | |
|--|--------|
| Connection in acc. with standard | EN-VDE |
| | CUL |
| Flammability rating according to UL 94 | V0 |

Classifications

eCl@ss

| | |
|------------|----------|
| eCl@ss 4.0 | 272607xx |
| eCl@ss 4.1 | 27260701 |
| eCl@ss 5.0 | 27260701 |
| eCl@ss 5.1 | 27260701 |
| eCl@ss 6.0 | 27260704 |
| eCl@ss 7.0 | 27440402 |
| eCl@ss 8.0 | 27440402 |
| eCl@ss 9.0 | 27440402 |

ETIM

| | |
|----------|----------|
| ETIM 3.0 | EC001121 |
|----------|----------|

Base strip - EMC 1,5/ 2-G-3,81 - 1897801

Classifications

ETIM

| | |
|----------|----------|
| ETIM 4.0 | EC002637 |
| ETIM 5.0 | EC002637 |

UNSPSC

| | |
|---------------|----------|
| UNSPSC 6.01 | 30211810 |
| UNSPSC 7.0901 | 39121409 |
| UNSPSC 11 | 39121409 |
| UNSPSC 12.01 | 39121409 |
| UNSPSC 13.2 | 39121409 |

Approvals

Approvals

Approvals

EAC / cULus Recognized / EAC

Ex Approvals

Approvals submitted

Approval details

| |
|-----|
| EAC |
|-----|

| | | |
|--------------------------------|-------|-------|
| cULus Recognized | | |
| | B | D |
| Nominal current I _N | 8 A | 8 A |
| Nominal voltage U _N | 300 V | 300 V |

| |
|-----|
| EAC |
|-----|

Accessories

Accessories

Coding element

Base strip - EMC 1,5/ 2-G-3,81 - 1897801

Accessories

Coding profile - CP-MSTB - 1734634

Coding profile, is inserted into the slot on the plug or inverted header, red insulating material



Labeled terminal marker

Marker card - SK 3,81/2,8:FORTL.ZAHLEN - 0804109



Marker card, Card, white, labeled, Horizontal: Consecutive numbers 1 - 10, 11 - 20, etc. up to 91 - (99)100, Mounting type: Adhesive, for terminal block width: 3.81 mm, Lettering field: 3.81 x 2.8 mm

Assembly adapters - EMC 1,5-SH - 1877258

Stamp holder, for upper and lower stamp



Additional products

Printed-circuit board connector - FMC 1,5/ 2-ST-3,81 - 1745894



Plug component, Nominal current: 8 A, Rated voltage (III/2): 160 V, Number of positions: 2, Pitch: 3.81 mm, Connection method: Push-in spring connection, Color: green, Contact surface: Tin

Printed-circuit board connector - MC 1,5/ 2-ST-3,81 - 1803578



Plug component, Nominal current: 8 A, Rated voltage (III/2): 160 V, Number of positions: 2, Pitch: 3.81 mm, Connection method: Screw connection with tension sleeve, Color: green, Contact surface: Tin

Base strip - EMC 1,5/ 2-G-3,81 - 1897801

Accessories

Printed-circuit board connector - MCVW 1,5/ 2-ST-3,81 - 1826979



Plug component, Nominal current: 8 A, Rated voltage (III/2): 160 V, Number of positions: 2, Pitch: 3.81 mm, Connection method: Screw connection with tension sleeve, Color: green, Contact surface: Tin

Printed-circuit board connector - MCVR 1,5/ 2-ST-3,81 - 1827127



Plug component, Nominal current: 8 A, Rated voltage (III/2): 160 V, Number of positions: 2, Pitch: 3.81 mm, Connection method: Screw connection with tension sleeve, Color: green, Contact surface: Tin

Printed-circuit board connector - FRONT-MC 1,5/ 2-ST-3,81 - 1850660



Plug component, Nominal current: 8 A, Rated voltage (III/2): 160 V, Number of positions: 2, Pitch: 3.81 mm, Connection method: Front screw connection, Color: green, Contact surface: Tin

Printed-circuit board connector - FK-MCP 1,5/ 2-ST-3,81 - 1851041



Plug component, Nominal current: 8 A, Rated voltage (III/2): 160 V, Number of positions: 2, Pitch: 3.81 mm, Connection method: Push-in spring connection, Color: green, Contact surface: Tin

Printed-circuit board connector - MCC 1/ 2-STZ-3,81 - 1852176




Plug component, Nominal current: 8 A, Rated voltage (III/2): 160 V, Number of positions: 2, Pitch: 3.81 mm, Connection method: Crimp connection, Color: green, Corresponding female crimp contacts with current [A] and conductor cross section range [mm²] data: 5A/MCC-MT 0,2-0,35 (1859988); 8A/MCC-MT 0,5-1,0 (1859991)

Base strip - EMC 1,5/ 2-G-3,81 - 1897801

Accessories

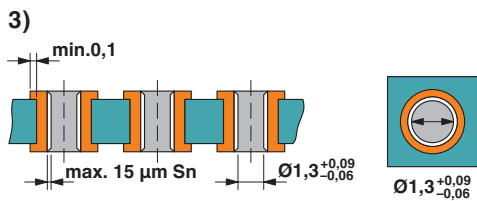
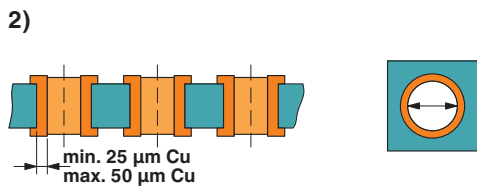
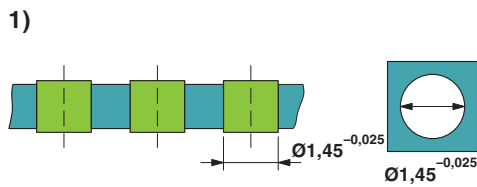
Printed-circuit board connector - QC 0,5/ 2-ST-3,81 - 1897393



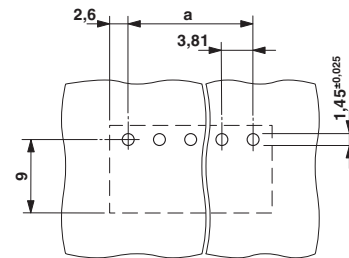
Plug component, Nominal current: 6 A, Rated voltage (III/2): 200 V, Number of positions: 2, Pitch: 3.81 mm, Connection method: Displacement connection, Color: green, Contact surface: Tin

Drawings

Drilling diagram



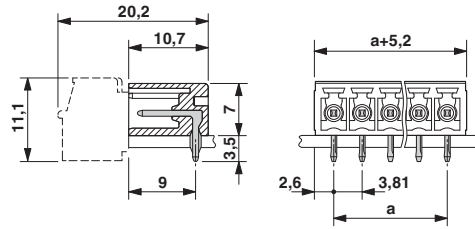
Drilling diagram



Drill hole layout in FR4 or EP-GC basic material

Base strip - EMC 1,5/ 2-G-3,81 - 1897801

Dimensional drawing



Mouser Electronics

Authorized Distributor

Click to View Pricing, Inventory, Delivery & Lifecycle Information:

[Phoenix Contact:](#)

[1897801](#)