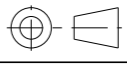




spec ref	-	dr	wcadmin, wcadm	2010/11/01	projection	MM	size	A3	scale	10:1		
tolerance std	ISO 406 ISO 1101	eng	Mike Zhou	2019/03/12			ecn no	ELX-N-32750-1				
TOLERANCES UNLESS OTHERWISE SPECIFIED		chr	-	appr			Tim Yao	2019/03/12	product family	MINITEK rel level Released		
surface	ISO 1302	linear	0.X	$\pm -$	Amphenol FCI MINITEK II R/R SMT STR HDR WITH LOCATOR www.fci.com			dwg no	92813		rev	AY
		angular	0°	$\pm -$	cat. no.	-	Product - Customer Drw	sheet 1 of 4				

1	2			3			4				
PRODUCT NO.	POS	DIM X	DIM Y	DIM Z	DIM A	DIM B	DIM W	POL. POS	CONTACT PLATING	SOLDERTAIL PLATING	MATERIAL
92813-001	2X19	36	38	34	3.4	5.4	2.1	-	0.38um MIN GXT	0.38um MIN GXT	SEE NOTE 1
-002	2X8	14	16	12	3.4	5.4	2.1	-	0.38um MIN GXT	0.38um MIN GXT	↑
-003	2X15	28	30	26	3.5	6.5	2.4	-	0.38um MIN GXT	0.38um MIN GXT	
-004	2X7	12	14	10	3.4	2.0	2.0	-	0.38um MIN Au	0.38um MIN Au	
-005	2X8	14	16	12	3.4	2.0	2.0	-	0.38um MIN Au	0.38um MIN Au	
-006	2X12	22	24	20	3.6	5.5	2.1	-	0.38um MIN GXT	0.38um MIN GXT	
-007	2X20	38	40	36	4.0	9.5	2.1	-	0.38um MIN GXT	0.38um MIN GXT	
-008	2X4	6	8	4	5.5	2.0	2.1	-	0.38um MIN Au	0.38um MIN Au	
-009	2X8	14	16	12	4.7	2.0	2.0	-	0.38um MIN GXT	0.38um MIN GXT	
-010	2X12	22	24	20	4.0	5.5	2.0	-	0.38um MIN GXT	0.38um MIN GXT	
-011	2X10	18	20	16	4.0	5.5	2.0	-	0.38um MIN GXT	0.38um MIN GXT	
-012	2X16	30	32	28	4.0	2.0	2.0	-	0.38um MIN GXT	0.38um MIN GXT	
-013	2X5	8	10	6	3.5	0	2.0	-	0.76um MIN GXT	0.76um MIN GXT	
-014	2X4	6	8	4	4.0	5.5	2.0	-	0.38um MIN GXT	0.38um MIN GXT	
-015	2X15	28	30	26	4.0	5.5	2.0	-	0.38um MIN GXT	0.38um MIN GXT	
-016	2X13	24	26	22	4.0	4.0	2.0	-	0.38um MIN GXT	0.38um MIN GXT	
-017	2X18	34	36	32	4.0	4.0	2.0	-	0.38um MIN GXT	0.38um MIN GXT	
-018	2X6	10	12	8	2.8	1.0	2.0	-	0.38um MIN GXT	0.38um MIN GXT	
-019	2X15	28	30	26	6.0	4.0	2.0	-	0.38um MIN GXT	0.38um MIN GXT	
-020	2X15	28	30	26	4.0	6.0	1.8	-	0.38um MIN GXT	0.38um MIN GXT	
-021	2X13	24	26	22	4.0	2.0	1.8	-	0.38um MIN GXT	0.38um MIN GXT	
-022	2X14	26	28	24	2.0	6.5	2.4	-	0.38um MIN GXT	0.38um MIN GXT	
-023	2X25	48	50	46	4.0	5.4	2.1	-	0.38um MIN GXT	0.38um MIN GXT	
-024	2X15	28	30	26	3.4	2.0	2.0	-	0.38um MIN Au	0.38um MIN Au	
-025	2X3	4	6	2	4.0	2.0	2.0	-	0.76um MIN Au	0.76um MIN Au	
-026	2X13	24	26	22	4.0	4.0	2.1	-	0.76um MIN GXT	0.76um MIN GXT	↓
-027	2X4	6	8	4	4.65	8.7	2.0	-	0.38um MIN Au	0.38um MIN Au	SEE NOTE 1

Amphenol FCI

© 2016 AFCI

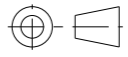

dr	wcadmin, wcadm	2010/11/01	projection	MM	size	A3	scale	10:1
eng	Mike Zhou	2019/03/12			ecn no ELX-N-32750-1			
chr	-	-			rel level Released			
appr	Tim Yao	2019/03/12	product family MINITEK		rel level Released			
			MINITEK II R/R			dwg no 92813		rev AY
www.fci.com			cat. no. -		Product - Customer Drw			sheet 2 of 4



1	2			3			4				
PRODUCT NO.	POS	DIM X	DIM Y	DIM Z	DIM A	DIM B	DIM W	POL. POS	CONTACT PLATING	SOLDERTAIL PLATING	MATERIAL
92813-028	2X5	8	10	6	4.0	2.0	2.0	-	0.76um MIN GXT	0.76um MIN GXT	SEE NOTE 1
-029	2X22	42	44	40	4.0	6.0	2.0	-	0.38um MIN GXT	0.38um MIN GXT	SEE NOTE 1
-030	2X7	12	14	10	3.4	2.0	2.0	-	0.38um MIN GXT	0.38um MIN GXT	SEE NOTE 1
-031	2X15	28	30	26	3.4	2.0	2.0	-	0.38um MIN GXT	0.38um MIN GXT	SEE NOTE 1
-032	2X4	6	8	4	4.5	3.0	2.25	-	0.76um MIN Au	2.54um MIN 100% Sn	SEE NOTE 1
-033	2X16	30	32	28	4.1	3.7	2.25	-	0.76um MIN Au	2.54um MIN 100% Sn	SEE NOTE 1
-034	2X16	30	32	28	3.7	0.5	2.25	-	0.76um MIN Au	2.54um MIN 100% Sn	SEE NOTE 1
-035	2X4	6	8	4	4.0	4.4	2.00	-	0.38um MIN Au	0.38um MIN Au	SEE NOTE 1
-036	2X20	38	32	28	4.0	6.5	2.00	-	0.38um MIN GXT	0.38um MIN GXT	SEE NOTE 1
-037	2X14	26	28	24	4.0	9.5	2.1	-	0.76um MIN Au	2.54um MIN 100% Sn	SEE NOTE 1
-038	2X14	26	28	24	4.0	9.5	2.1	-	0.76um MIN GXT	2.54um MIN 100% Sn	SEE NOTE 1
-039	2X10	18	20	16	4.1	3.75	2.1	-	0.76um MIN GXT	2.54um MIN 100% Sn	SEE NOTE 1
-040	2X5	8	10	6	4.0	5.0	2.1	-	0.76um MIN GXT	2.54um MIN 100% Sn	SEE NOTE 1
-041	2X15	28	30	26	4.0	5.5	2.0	-	0.76um MIN GXT	0.76um MIN GXT	SEE NOTE 1
-042	2X8	14	16	12	4.0	11.5	2.1	-	0.38um MIN GXT	0.38um MIN GXT	SEE NOTE 1
-043	2X22	42	44	40	4.0	11.5	2.1	-	0.38um MIN GXT	0.38um MIN GXT	SEE NOTE 1
-047	2X7	12	14	10	4.0	0.5	2.1	-	0.76um MIN GXT	2.54um MIN 100% Sn	SEE NOTE 1
-049	2X14	26	28	24	4.0	0.5	2.1	-	0.76um MIN GXT	2.54um MIN 100% Sn	SEE NOTE 1

Amphenol
FCi

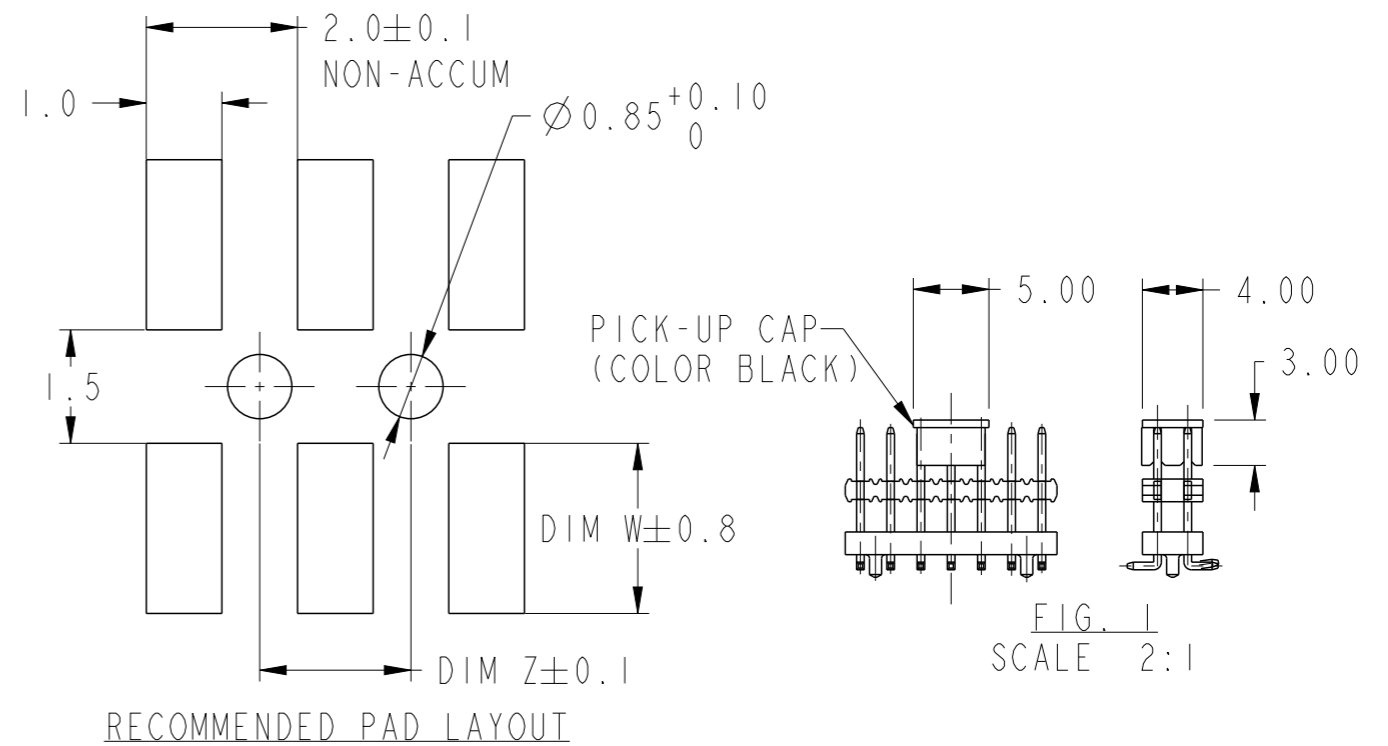
© 2016 AFCI

dr	wcadmin, wcadm	2010/11/01	projection 	MM 	size	A3	scale	10:1
eng	Mike Zhou	2019/03/12			ecn no	ELX-N-32750-1		
chr	-	-			product family	MINITEK	rel level	Released
appr	Tim Yao	2019/03/12						
Amphenol FCI		MINITEK II R/R SMT STR HDR WITH LOCATOR			dwg no 92813	rev AY		
www.fci.com		cat. no.	Product - Customer Drw		sheet 3 of 4			

NOTES:

1. MATERIAL:
BODY : GLASS FILLED PCT UL 94V-0 NATURAL (BEIGE)
PIN : PHOSPHOR BRONZE
2. TOLERANCE UNLESS OTHERWISE NOTED ± 0.25
3. DIM 1.0 ± 0.15 APPLIES TO MOLDED SIDE(S) ONLY. IF SIDE(S) ARE BROKEN, DIM 1.5 MAX APPLIES.
4. RECESS APPLIES TO MOLDED SIDE(S) ONLY.
5. POLARISATION BY OMISSION OF PIN. POSITION REFER TO TABLE.
6. P/N 92813-XXXT TO BE PACKED IN TUBE.
7. P/N 92813-011TC, 014TC, 023TC & 024TC TO BE PACKED IN TUBE WITH PICK-UP CAP INSTALLED IN THE CENTRE OF THE PRODUCT. SEE FIG. 1.
8. P/N 92813-XXXTR TO BE PACKED IN TAPE & REEL WITH PICK-UP CAP INSTALLED IN THE CENTRE OF THE PRODUCT. SEE FIG. 1.
9. PRODUCT PART NUMBER DESCRIPTIONS:
92813 - XXX LF
 - LEAD FREE. SEE NOTE 10
 - NO. OF POSITIONS (RANDOM)
10. P/N:92813-XXXLF IS SAME TO 92813-XXX. THE SUFFIX 'LF' IS ADDED JUST FOR EASY LEAD FREE IDENTIFICATION.
11. THE HOUSING WILL WITHSTAND EXPOSURE TO 255°C PEAK TEMPERATURE FOR 10 SECONDS IN A CONVECTION, INFRA-RED OR VAPOR PHASE REFLOW OVEN

12. THE HOUSING WILL WITHSTAND EXPOSURE TO 260°C PEAK TEMPERATURE FOR 10 SECONDS IN A WAVE SOLDER APPLICATION WITH A MINIMUM 1.57mm THICK CIRCUIT BOARD.
13. THIS PRODUCT MEETS EUROPEAN UNION DIRECTIVES AND OTHER COUNTRY REGULATIONS AS DESCRIBED IN GS-22-008.
14. PN 92813-04ITRS TO BE PACKED IN TAPE&REEL WITH PICK-UP(L*W=8MM*7MM)



11. THE HOUSING WILL WITHSTAND EXPOSURE TO 255°C PEAK TEMPERATURE FOR 10 SECONDS IN A CONVECTION, INFRA-RED OR VAPOR PHASE REFLOW OVEN

dr	wcadmin, wcadm	2010/11/01	projection	MM	size	A3	scale	5:2			
eng	Mike Zhou	2019/03/12			ecn no	ELX-N-32750-1					
chr	-	-			product family	MINITEK	rel level	Released			
appr	Tim Yao	2019/03/12	Amphenol FCI			MINITEK II R/R		dwg no	92813	rev	AY
						SMT STR HDR WITH LOCATOR					
www.fci.com		cat. no.	-			Product - Customer Drw		sheet 4 of 4			



Mouser Electronics

Authorized Distributor

Click to View Pricing, Inventory, Delivery & Lifecycle Information:

[FCI / Amphenol:](#)

[92813-002](#) [92813-004](#) [92813-009T](#) [92813-024TR](#) [92813-025T](#) [92813-050TRLF](#) [92813-047TRLF](#) [92813-049TRLF](#)
[92813-051LF](#)