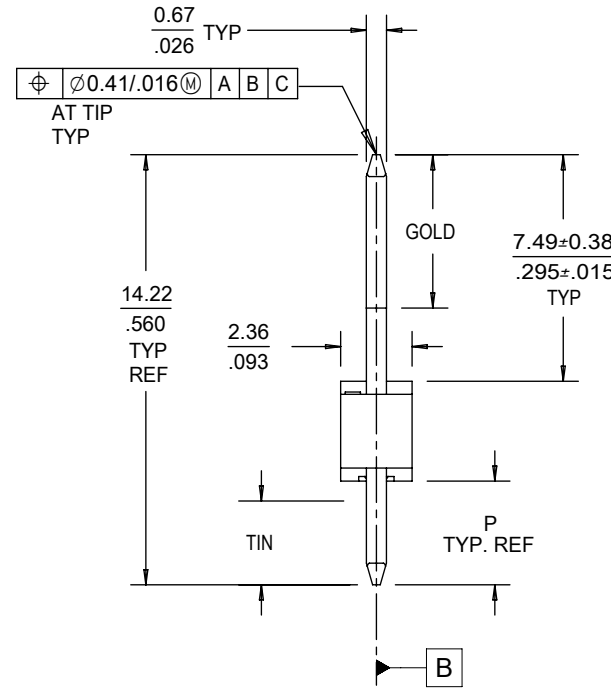
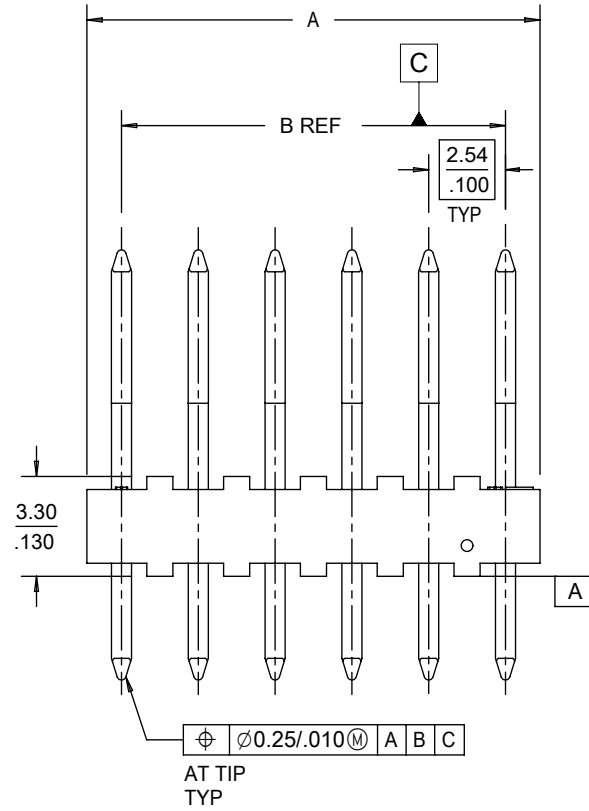


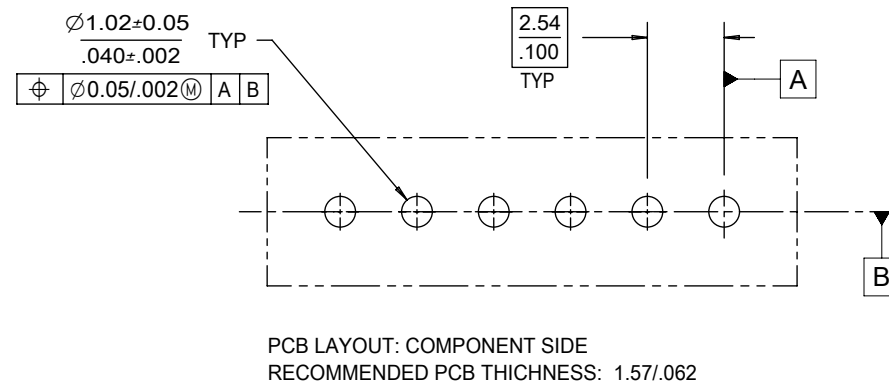
SEE NOTE 8



NOTES:

- MATERIAL: NYLON, UL 94V-0, COLOR: WHITE
- FINISH:  
197 = OVERALL REFLOWED MATTE TIN: 0.00152/.000060 MIN. OVER 0.00127/.000050 MIN. NICKEL  
228 = SELECT GOLD: 0.00076/.000030 MIN. SELECT MATTE TIN: 0.00254/.000100 MIN. OVERALL NICKEL UNDERPLATE: 0.00127/.000050 MIN.  
241 = SELECT GOLD: 0.00051/.000020 MIN. SELECT MATTE TIN: 0.00254/.000100 MIN. OVERALL NICKEL UNDERPLATE: 0.00127/.000050 MIN.
- PRODUCT SPEC: PS-10-07
- PACKAGING SPEC: PK-4030-001
- SOLDERABILITY SPEC: SMES-152
- PIN PUSHOUT FORCE: 8.9N / 2 LBS MIN
- PARTS ARE STACKABLE END TO END AND SIDE TO SIDE ON 2.54/.100 CENTERS
- THIS PART CONFORMS TO CLASS B REQUIREMENTS OF COSMETIC SPECIFICATION PS-45499-002 EXCEPT THIN WALLS ON STANDOFFS CONFIRM TO CLASS C REQUIREMENTS FOR SHORT FILL
- NON-STANDARD PARTS SEE SD-4030-0002
- TEXT ON PART IS FOR REFERENCE ONLY. TEXT AND TEXT LOCATION MAY VARY DEPENDING ON PART NUMBER AND/OR TOOL

CKTS	DIM A	DIM B
02	4.83±0.20 .190±.008	2.54 .100
03	7.37±0.20 .290±.008	5.08 .200
04	9.91±0.20 .390±.008	7.62 .300
05	12.45±0.20 .490±.008	10.16 .400
06	14.99±0.23 .590±.009	12.70 .500
07	17.53±0.23 .690±.009	15.24 .600
08	20.07±0.23 .790±.009	17.78 .700
09	22.61±0.25 .890±.010	20.32 .800
10	25.15±0.25 .990±.010	22.86 .900
11	27.69±0.25 1.090±.010	25.40 1.000
12	30.23±0.28 1.190±.011	27.94 1.100
13	32.77±0.28 1.290±.011	30.48 1.200
14	35.31±0.28 1.390±.011	33.02 1.300
15	37.85±0.28 1.490±.011	35.56 1.400
16	40.39±0.28 1.590±.011	38.10 1.500



<b>QUALITY SYMBOLS</b> 	THIS DRAWING CONTAINS INFORMATION THAT IS PROPRIETARY TO MOLEX ELECTRONIC TECHNOLOGIES, LLC AND SHOULD NOT BE USED WITHOUT WRITTEN PERMISSION															
	<b>NOTE 8 UPDATED</b> EC NO: 168043 DRWN: PKH CHK'D: SS06 REV APPR: ISHWARG	2017/10/27		2017/11/13		2017/11/17		GENERAL TOLERANCES (UNLESS SPECIFIED)		DIMENSION UNITS		SCALE				
		4 PLACES ±		3 PLACES ±		2 PLACES ± 0.38		1 PLACES ±		0 PLACES ±		MM/IN		4:1		
		MM		INCH		±		± 0.015		±		DRWN BY		DATE		
	ANGULAR TOL ± 0.5		DRAFT WHERE APPLICABLE MUST REMAIN WITHIN DIMENSIONS		DRAWING SIZE		THIRD ANGLE PROJECTION		KSAMIEC		2011/03/21					
	B				CHK'D BY		DATE		MKIPPER		2011/03/22				<b>KK 100 HEADER ASSEMBLY</b>	
	APPR BY		DATE		JCOMERCI		2011/09/30		PRODUCT CUSTOMER DRAWING		SERIES		MATERIAL NUMBER			
	4030		SEE CHART		GENERAL MARKET		DOCUMENT NUMBER		DOC TYPE		DOC PART		SHEET NUMBER			
	SD-4030-0001		PSD		001		1 OF 2									

ASSY NO:	A-4030-NA(197)		ASSY NO:	A-4030-NA(241)		ASSY NO:	A-4030-NA(228)		ASSY NO:		
PLATING:	197 OVERALL TIN		PLATING:	241 SELECT GOLD		PLATING:	228 SELECT GOLD		PLATING:		
GOLD:	NA		GOLD:	3.56/.140		GOLD:	3.56/.140		GOLD:		
DIM P:	3.43/.135		DIM P:	3.43/.135		DIM P:	3.43/.135		DIM P:		
TIN:	OVERALL		TIN:	3.43/.135		TIN:	3.43/.135		TIN:		
PACK:	PK-4030-001 (BULK)		PACK:	PK-4030-001 (BULK)		PACK:	PK-4030-001 (BULK)		PACK:		
CKT	PART NO:	ENGINEERING NO:	CKT	PART NO:	ENGINEERING NO:	CKT	PART NO:	ENGINEERING NO:	CKT		
02	22-03-2021	A-4030-02A(197)	02	22-10-2021	A-4030-02A(241)	02	22-10-4028	A-4030-02A(228)	02		
03	22-03-2031	A-4030-03A(197)	03	22-10-2031	A-4030-03A(241)	03	22-10-4038	A-4030-03A(228)	03		
04	22-03-2041	A-4030-04A(197)	04	22-10-2041	A-4030-04A(241)	04	22-10-4048	A-4030-04A(228)	04		
05	22-03-2051	A-4030-05A(197)	05	22-10-2051	A-4030-05A(241)	05	22-10-4058	A-4030-05A(228)	05		
06	22-03-2061	A-4030-06A(197)	06	22-10-2061	A-4030-06A(241)	06	22-10-4068	A-4030-06A(228)	06		
07	22-03-2071	A-4030-07A(197)	07	22-10-2071	A-4030-07A(241)	07	22-10-4078	A-4030-07A(228)	07		
08	22-03-2081	A-4030-08A(197)	08	22-10-2081	A-4030-08A(241)	08	22-10-4088	A-4030-08A(228)	08		
09	22-03-2091	A-4030-09A(197)	09	22-10-2091	A-4030-09A(241)	09	22-10-4098	A-4030-09A(228)	09		
10	22-03-2101	A-4030-10A(197)	10	22-10-2101	A-4030-10A(241)	10	22-10-4108	A-4030-10A(228)	10		
11	22-03-2111	A-4030-11A(197)	11	22-10-2111	A-4030-11A(241)	11	22-10-4118	A-4030-11A(228)	11		
12	22-03-2121	A-4030-12A(197)	12	22-10-2121	A-4030-12A(241)	12	22-10-4128	A-4030-12A(228)	12		
13	22-03-2131	A-4030-13A(197)	13	22-10-2131	A-4030-13A(241)	13	22-10-4138	A-4030-13A(228)	13		
14	22-03-2141	A-4030-14A(197)	14	22-10-2141	A-4030-14A(241)	14	22-10-4148	A-4030-14A(228)	14		
15	22-03-2151	A-4030-15A(197)	15	22-10-2151	A-4030-15A(241)	15	22-10-4158	A-4030-15A(228)	15		
16	22-03-2161	A-4030-16A(197)	16	22-10-2161	A-4030-16A(241)	16	22-10-4168	A-4030-16A(228)	16		

<b>QUALITY SYMBOLS</b> 	THIS DRAWING CONTAINS INFORMATION THAT IS PROPRIETARY TO MOLEX ELECTRONIC TECHNOLOGIES, LLC AND SHOULD NOT BE USED WITHOUT WRITTEN PERMISSION										
	<b>NOTE 8 UPDATED</b> EC NO: 168043 DRWN: PKH CHK'D: SS06 REV APPR: ISHWARG	<b>GENERAL TOLERANCES (UNLESS SPECIFIED)</b>		<b>DIMENSION UNITS</b> MM/IN		<b>SCALE</b> 4:1					
				DRWN BY: KSAMIEC DATE: 2011/03/21							
				CHK'D BY: MKIPPER DATE: 2011/03/22							
				APPR BY: JCOMERCI DATE: 2011/09/30							
				DRAWING SIZE: B THIRD ANGLE PROJECTION							
			ANGULAR TOL ± 0.5				<b>PRODUCT CUSTOMER DRAWING</b>				
			DRAFT WHERE APPLICABLE MUST REMAIN WITHIN DIMENSIONS				SERIES: 4030 MATERIAL NUMBER: SEE CHART CUSTOMER: GENERAL MARKET				
							DOCUMENT NUMBER: SD-4030-0001 DOC TYPE: PSD DOC PART: 001 SHEET NUMBER: 2 OF 2				