



BNC7T-J-P-GN-ST-TH1



BNC7T-J-P-GN-ST-EM2



BNC7T-J-C-GN-ST-BH3

BNC7T SERIES

75 Ω MACHINED BNC JACKS & PLUGS

Mates with:
RF179, RFA6T,
RFB6T, GRF7H-C

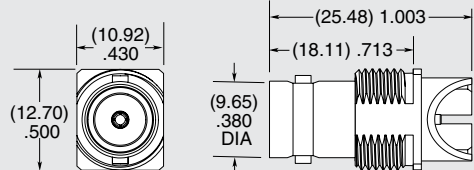
SPECIFICATIONS

For complete specifications and recommended PCB layouts see www.samtec.com?BNC7T-TH, www.samtec.com?BNC7T-BH or www.samtec.com?BNC7T-EM

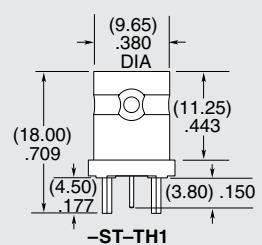
- Shell Material:** Ni plated Brass
- Contact Material:** TH1 & BH1 = Copper Alloy
- Insulator Material:** PTFE
- Impedance:** ST = 75 Ω ±2 Ω, RA = 75 Ω ±4 Ω
- Frequency Range:** 0-12 GHz
- Working Voltage:** 500 Vrms
- Dielectric Withstanding:** 1500 Vrms min
- Operating Temperature:** -65 °C to +125 °C
- RoHS Compliant:** Yes
- Lead-Free Solderable:** Yes

Notes:
12G-SDI available for PCB mounts only.
Contact RFTechnicalGroup@samtec.com for 12G-SDI PCB mount launch characteristics.
Designed to meet SMPTE 2082 12G-SDI specifications.

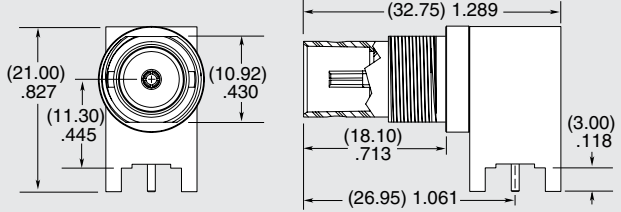
BNC7T	GENDER	TYPE	PLATING	ORIENTATION	TERMINATION
-J = Jack	-P = PCB Mount	-GN = 10 μ" (0.25 μm) Gold contact, 100 μ" (2.54 μm) Nickel shell	-ST = Straight -RA = Right-angle Bulkhead/ Panel Mount	-TH1 = Standard Through-hole -BH1* = Standard Bulkhead Through-hole (-RA only) -EM1* = Edge Mount Bulkhead/Panel Mount for (1.60 mm) .062" PCB (-ST only) -EM2* = Edge Mount Bulkhead/Panel Mount for (2.40 mm) .093" PCB (-ST only)	



-ST-EM1 & -ST-EM2



-ST-TH1



-RA-BH1

* Lock washers & knurled nuts supplied with Bulkhead/Panel Mount options

TOOL
Tool for quickly installing/uninstalling knurl nut for BNC7T Series
Part Number: TOOL-BNC7T-01

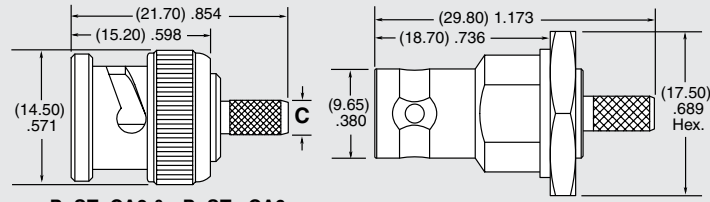
SPECIFICATIONS

For complete specifications and assembly instructions see www.samtec.com?BNC7T-CA

- Shell Material:** Brass
- Contact Material:** Brass (-P), Copper Alloy (-J)
- Center Contact:** Soldered
- Outer Ferrule:** Crimped
- Impedance:** 75 Ω
- Working Voltage:** 500 Vrms
- Dielectric Withstanding:** 1500 Vrms min
- Operating Temperature:** -65 °C to +125 °C

BNC7T	GENDER	TYPE	PLATING	ORIENTATION	TERMINATION
-P = Plug -J = Jack	-C = Cable	-GN = 10 μ" (0.25 μm) Gold on contact, Nickel on outer contact and shell	-ST = Straight -RA = Right-angle (-P only)	-CA3 = RG 179 Cable (-P only) -CA6 = RG 6 or Belden 1694A Cable (-P only) -BH3 = Bulkhead, RG 179 Cable (-J only)	

TERMINATION	C (DIA)
-CA3	(2.70) .106
-CA6	(6.85) .270



-P-ST-CA3 & -P-ST-CA6

-J-ST-BH3

Supplied with pins, ferrules, washers, nuts and gaskets. See website for dimensions.

Due to technical progress, all designs, specifications and components are subject to change without notice.

WWW.SAMTEC.COM

All parts within this catalog are built to Samtec's specifications. Customer specific requirements must be approved by Samtec and identified in a Samtec customer-specific drawing to apply.

Mouser Electronics

Authorized Distributor

Click to View Pricing, Inventory, Delivery & Lifecycle Information:

[Samtec:](#)

[BNC7T-J-P-GN-RA-BH1](#)