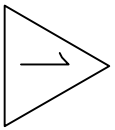


REVISIONS			
LTR	DESCRIPTION	DATE	APPROVED
J1	REVISED PER ECO-11-005139	29MAR11	HMR

NOTES:



DK-621-X413 NOT INCLUDED.

IF THIS DOCUMENT IS PRINTED IT BECOMES UNCONTROLLED.
CHECK FOR THE LATEST REVISION.

KIT		PCN NO.	CONNECTOR	CONTACT	USAF NO.	
DK-621-0411		228389	PLUG	-----	N/A	
DK-621-0411-P		902973	PLUG	PIN	8340709-00-01	
DK-621-0411-UP		980023	PLUG	PIN	N/A	
DK-621-0411-S		191045	PLUG	SOCKET	8340709-00-02	
DK-621-0411-US		580047	PLUG	SOCKET	N/A	
DK-621-0412		149527	JACK	-----	N/A	
DK-621-0412-P		118345	JACK	PIN	8340711-00-01	
DK-621-0412-UP		734977	JACK	PIN	N/A	
DK-621-0412-S		503123	JACK	SOCKET	8340711-00-02	
DK-621-0412-US		682615	JACK	SOCKET	N/A	
DK-621-0414		341103	JACK	-----	N/A	
DK-621-0414-P		046369	JACK	PIN	N/A	
DK-621-0414-S		875101	JACK	SOCKET	N/A	

NOT AVAILABLE FOR NEW ORDERS			
ORDER EQUIVALENT DK-621-041X(-XX) CONNECTOR			
DK-621-1411	459727	PLUG	-----
DK-621-1411-P	856385	PLUG	PIN
DK-621-1411-UP	054769	PLUG	PIN
DK-621-1411-S	824175	PLUG	SOCKET
DK-621-1411-US	087739	PLUG	SOCKET
DK-621-1412	171793	JACK	-----
DK-621-1412-P	839897	JACK	PIN
DK-621-1412-UP	650513	JACK	PIN
DK-621-1412-S	051167	JACK	SOCKET
DK-621-1412-US	544577	JACK	SOCKET

SPECIFICATION CONTROL DRAWING

UNLESS OTHERWISE SPECIFIED
DIMENSIONS ARE IN INCHES.
METRIC DIMENSIONS ARE
IN BRACKETS.

DECIMALS

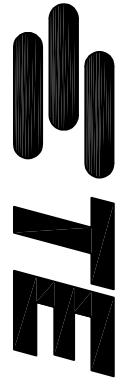
.XXX ± mm
.XX ± mm
ANGLES

.X ± mm

WEIGHT

lbs g

DRAWN	J.B.K.	92 MAR 3
CHECKED		
APPROVED		
APPROVED	Z.TEMAN	92 MAR 3
CAD NAME	004990-1	



TE Connectivity
300 Constitution Drive
Menlo Park, CA. 94025 U.S.A.

Raychem

TITLE

KITS FOR
D-621 THREADED 400 SERIES
TRIAXIAL CONNECTORS
(FOR TWINAXIAL CABLES)

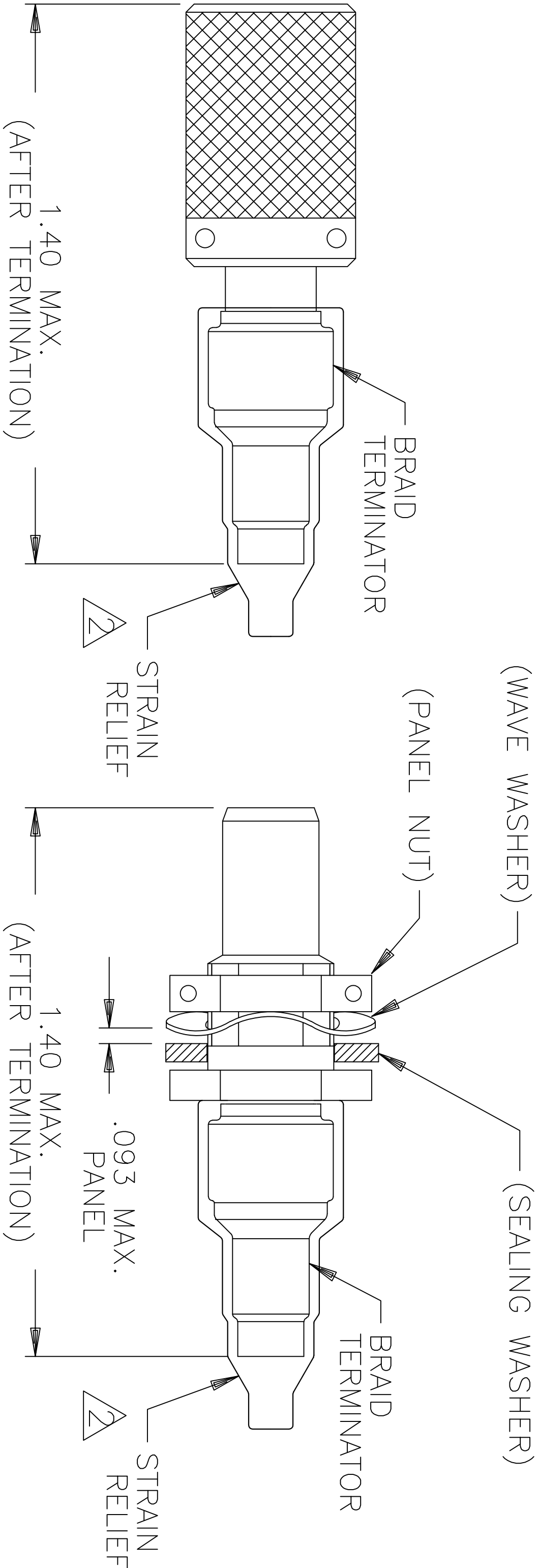
SIZE	CODE IDENT. NO.	DWG. NO.		REV
A	06090	DK-621-X411/X414[-XX]		J1
DO NOT SCALE THIS DRAWING			SHEET 1	OF 2

NOTES: (CONTINUED)

- 2

USAF No.: PLUG - 8340709-00-0X
JACK - 8340711-00-0X

PRINTED ON STRAIN RELIEF OF
DK-621-04YY SERIES.
3. D-600-0030 BRAID TERMINATOR REPLACES D-600-0055 AND D-600-0056.



PLUG CONNECTOR
ASSEMBLY

JACK CONNECTOR
ASSEMBLY

REQUIREMENTS:

1.0 REFER TO THE FOLLOWING RAYCHEM SPECIFICATION CONTROL DRAWINGS (SCD) FOR INDIVIDUAL COMPONENT DETAILS:

D-621-0411	CONNECTOR, TRIAXIAL, SUBMINIATURE	
D-621-0412		
D-621-0414		
D-602-0126		
D-602-0127	CONTACT, PIN	NOT SHOWN
D-600-0030	CONTACT, SOCKET	NOT SHOWN
	BRAID TERMINATOR	NOT USED WITH DK-621-0414(-X)
D-600-0019	STRAIN RELIEF	

2.0 CONNECTORS ARE QUALIFIED TO RAYCHEM SPECIFICATION D-6025.

3.0 TERMINATION PROCEDURE: RAYCHEM ES 61162

IF THIS DOCUMENT IS PRINTED IT BECOMES UNCONTROLLED.
CHECK FOR THE LATEST REVISION.

CAD NAME: 004990-2			DRAWN	J.B.K.	92 MAR 3	SIZE	CODE IDENT. NO.	DWG. NO.	REV	
ISSUED						A	06090	DK-621-X411/X414[-XX]	J1	
DO NOT SCALE THIS DRAWING						SHEET 2 OF 2				

Mouser Electronics

Authorized Distributor

Click to View Pricing, Inventory, Delivery & Lifecycle Information:

[TE Connectivity:](#)

[DK-621-0412-USCS2682](#)