

## Contact insert - VS-15-BU-DSUB-ER - 1688120

Please be informed that the data shown in this PDF Document is generated from our Online Catalog. Please find the complete data in the user's documentation. Our General Terms of Use for Downloads are valid (<http://phoenixcontact.com/download>)



D-SUB contact insert, shell size 2, with 15 signal contacts, type of contact socket, for PCB mounting, angled, fixing with M3 thread and solder pins, for panel mounting frame VS-15-...



### Key Commercial Data

Packing unit	1 pc
Minimum order quantity	10 pc
Weight per Piece (excluding packing)	14.92 g
Custom tariff number	85366990
Country of origin	Germany

### Technical data

#### Mechanical characteristics

Number of positions	15
Connection profile	D-SUB 15
Insertion/withdrawal cycles	≥ 50
Connection method	Solder connection
Insertion force per signal contact	≤ 3.40 N
Mounting type	Threads and solder pins

#### Ambient conditions

Ambient temperature (operation)	-55 °C ... 125 °C
---------------------------------	-------------------

#### Material data

Flammability rating according to UL 94	V0
Housing material	Steel, yellow chromated
Contact carrier material	Polyester GF
Contact material	Copper alloy
Contact surface material	Hard gold-plated over nickel

## Contact insert - VS-15-BU-DSUB-ER - 1688120

### Technical data

#### Electrical characteristics

Number of positions	15
Rated current	5 A
Overvoltage category	III
Degree of pollution	2

#### Standards and Regulations

Flammability rating according to UL 94	V0
--	----

### Classifications

#### eCl@ss

eCl@ss 4.0	27140816
eCl@ss 4.1	27260701
eCl@ss 5.0	27260701
eCl@ss 5.1	27260701
eCl@ss 6.0	27261203
eCl@ss 7.0	27440202
eCl@ss 8.0	27440205
eCl@ss 9.0	27440205

#### ETIM

ETIM 2.0	EC000437
ETIM 3.0	EC000437
ETIM 4.0	EC000437
ETIM 5.0	EC000438

#### UNSPSC

UNSPSC 6.01	31261501
UNSPSC 7.0901	31261501
UNSPSC 11	31261501
UNSPSC 12.01	31261501
UNSPSC 13.2	31261501

### Approvals

#### Approvals

---

# Contact insert - VS-15-BU-DSUB-ER - 1688120

## Approvals

Approvals

EAC / EAC / UL Recognized / EAC

Ex Approvals

Approvals submitted

## Approval details

EAC

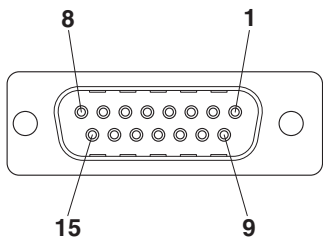
EAC

UL Recognized 

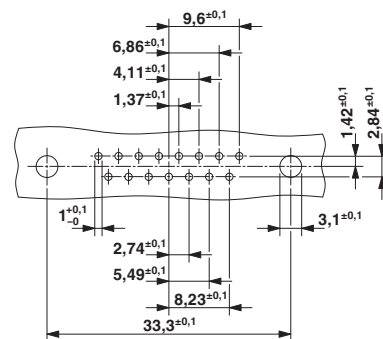
EAC

## Drawings

Schematic diagram



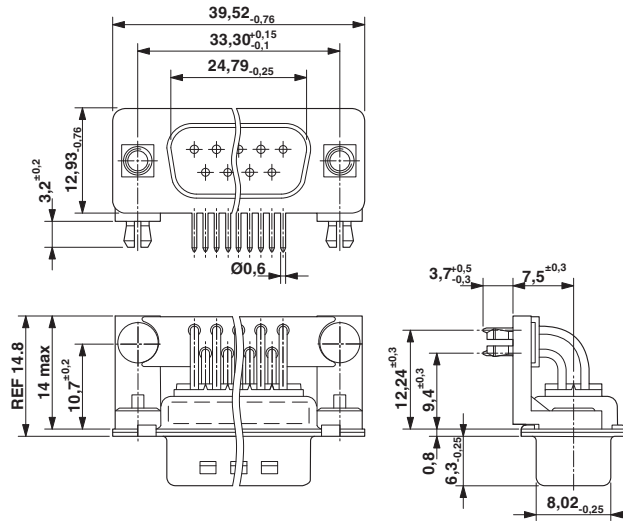
Drilling diagram



Drilling diagram

## Contact insert - VS-15-BU-DSUB-ER - 1688120

Dimensional drawing



D-SUB contact insert

# Mouser Electronics

Authorized Distributor

Click to View Pricing, Inventory, Delivery & Lifecycle Information:

[Phoenix Contact:](#)

[1688120](#)