

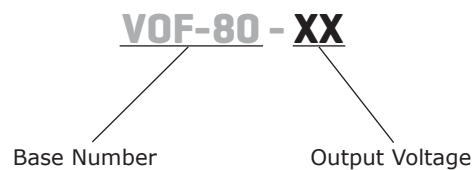
**SERIES: VOF-80 | DESCRIPTION: AC-DC POWER SUPPLY**
**FEATURES**

- up to 80 W continuous power
- <0.5W no load power consumption
- industry standard footprint
- universal input (85-264 Vac)
- single output from 3.3 to 48V
- user trimmable output voltage
- 3000V isolation
- over current, over voltage, and short circuit protections
- UL/cUL and TUV 60950-1 safety approvals
- efficiency up to 89%



MODEL	output voltage	output current	output power	ripple <sup>1</sup> and noise	efficiency
	(Vdc)	max (A)	max (W)	max (mVp-p)	typ (%)
VOF-80-3.3	3.3	10	33	120	75
VOF-80-5	5	10	50	120	76
VOF-80-12	12	6.66	80	120	85
VOF-80-15	15	5.33	80	150	86
VOF-80-24	24	3.33	80	240	87
VOF-80-48	48	1.66	80	480	89

Notes: 1. Ripple & noise are measured at 20 MHz BW with 0.1  $\mu$ F ceramic and 10  $\mu$ F electrolytic capacitors on the output

**PART NUMBER KEY**


**INPUT**

parameter	conditions/description	min	typ	max	units
voltage		85 120		264 375	Vac Vdc
frequency		47		63	Hz
input current	110 Vac 220 Vac		1.5 0.8		A A
inrush current	115 Vac, full load, cold start 220 Vac, full load, cold start			25 50	A A
input fuse	built-in, non-user serviceable				

**OUTPUT**

parameter	conditions/description	min	typ	max	units
line regulation	high line to low line at full load		±0.5		%
load regulation	full load to 10% load		±1		%
temperature coefficient			±0.05		%/°C
hold-up time	115 Vac at full load	8			ms
adjustability	adjustable with built-in trim pot	-10		+5	%
switching frequency			65		kHz

**PROTECTIONS**

parameter	conditions/description	min	typ	max	units
over voltage protection	clamped by TVS 3.3 and 5 V models all other models			6.8 135	V %
over current protection	automatically recovers		105		%Io
short circuit protection	continuous, long term short circuit may reduce reliability				

**SAFETY & COMPLIANCE**

parameter	conditions/description	min	typ	max	units
isolation voltage	primary to secondary for 1 minute primary to transformer core for 1 minute primary to ground for 1 minute	3,000 1,500 1,500			Vac Vac Vac
isolation resistance	input to output at 500 Vdc @ 25°C	50			MΩ
safety approvals	TUV EN60950, CE, UL/cUL 60950-1				
EMI/EMC	FCC class B, EN55022 class B				
leakage current				1.5	mA
RoHS compliant	yes				
MTBF	according to MIL-HDBK-217F	250,000			hours

## ENVIRONMENTAL

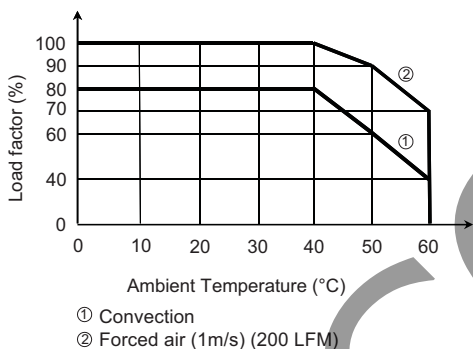
parameter	conditions/description	min	typ	max	units
operating temperature	see derating curve	0		60	°C
storage temperature		-20		85	°C
operating humidity	non-condensing	20		90	%
storage humidity	non-condensing	20		95	%
operating altitude			10,000 3,000		ft m
storage altitude			30,000 9,000		ft m

## MECHANICAL

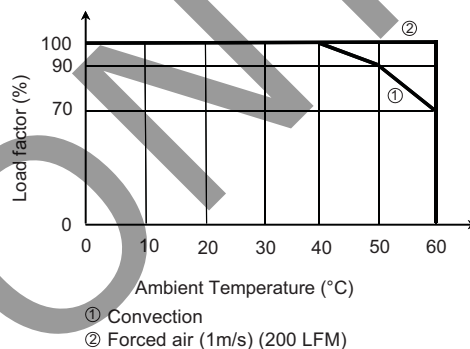
parameter	conditions/description	min	typ	max	units
dimensions	4 x 2 x 1.40 (102 x 51 x 35.6 mm)				inch
weight			0.2		kg
cooling method	free air convection or forced air (see derating curves below)				

## DERATING CURVES

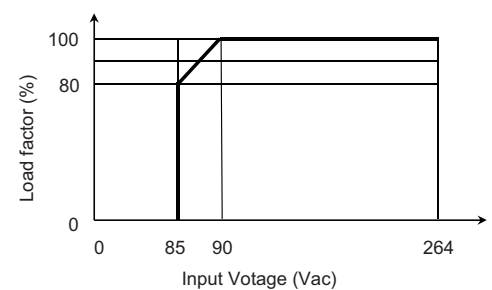
1. output power vs. ambient temperature  
a. 3.3, 5 V models



b. all other models



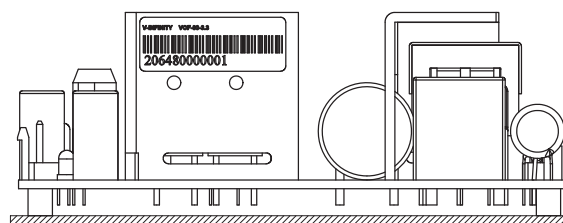
2. output power vs. input voltage  
all models



## MATING CONNECTORS

parameter	conditions/description
ac input (CN1)	mates with Molex housing 09-50-7031 with Molex 2878 series crimp contact
dc output (CN2)	mates with Molex housing 09-50-7061 with Molex 2878 series crimp contact

## MOUNTING METHOD

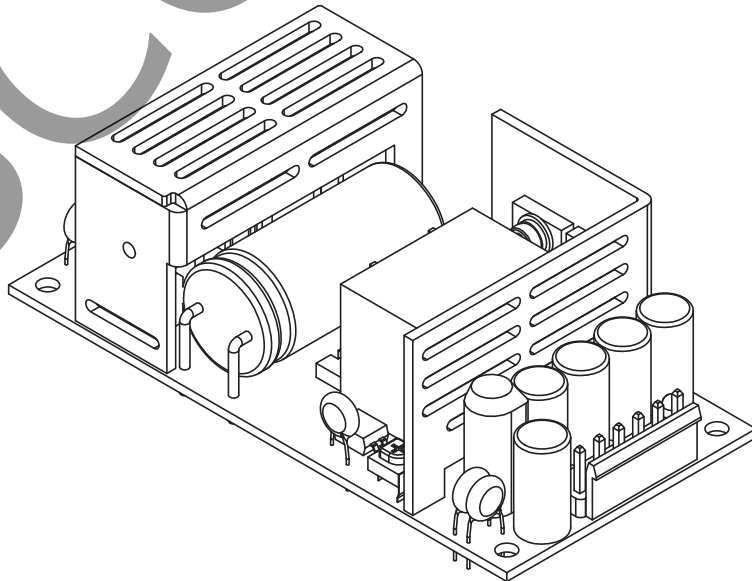
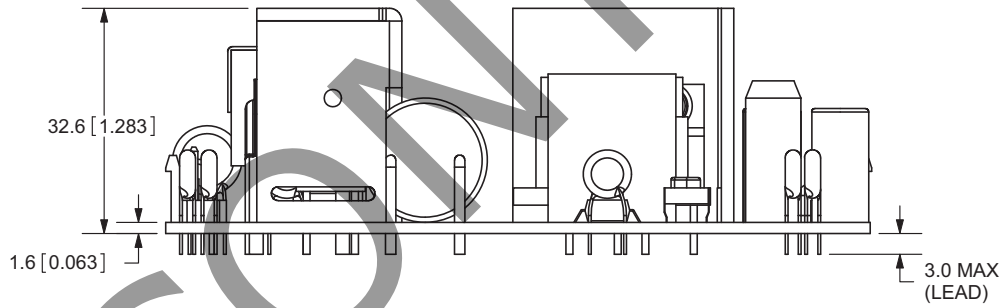
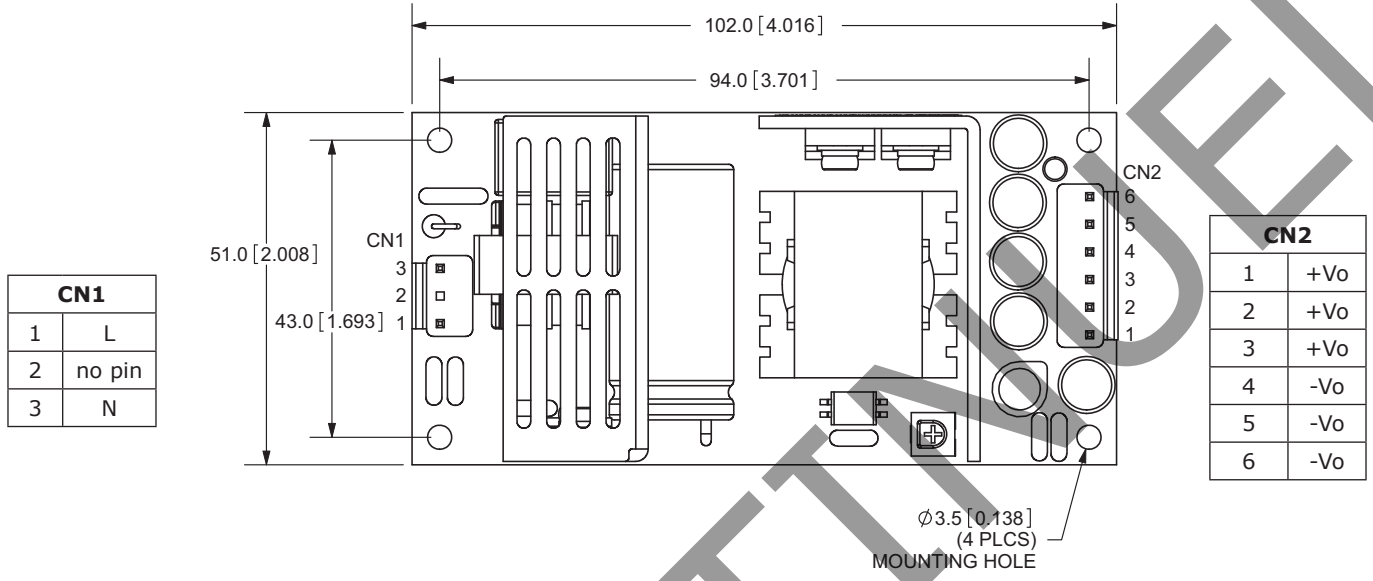


### Horizontal

(performance evaluations conducted under this mounting method)

## MECHANICAL DRAWING

tolerance:  
±1.0mm unless otherwise specified



## REVISION HISTORY

rev.	description	date
1.0	initial release	03/13/2009
1.01	updated pin designation	04/01/2010
1.02	updated derating curves and mechanical drawing and applied new spec template	05/02/2011
1.03	V-Infinity branding removed	08/16/2012

The revision history provided is for informational purposes only and is believed to be accurate.



**Headquarters**  
20050 SW 112th Ave.  
Tualatin, OR 97062  
**800.275.4899**

Fax 503.612.2383  
**cui.com**  
techsupport@cui.com

CUI offers a two (2) year limited warranty. Complete warranty information is listed on our website.

CUI reserves the right to make changes to the product at any time without notice. Information provided by CUI is believed to be accurate and reliable. However, no responsibility is assumed by CUI for its use, nor for any infringements of patents or other rights of third parties which may result from its use.

CUI products are not authorized or warranted for use as critical components in equipment that requires an extremely high level of reliability. A critical component is any component of a life support device or system whose failure to perform can be reasonably expected to cause the failure of the life support device or system, or to affect its safety or effectiveness.