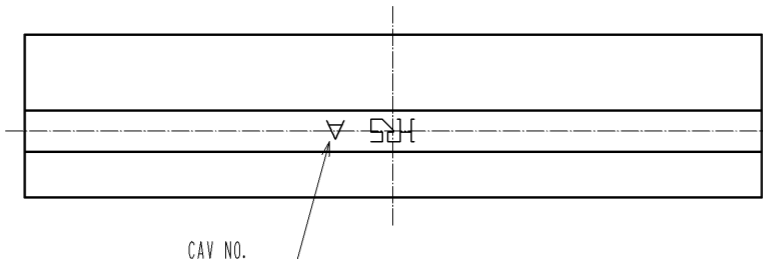

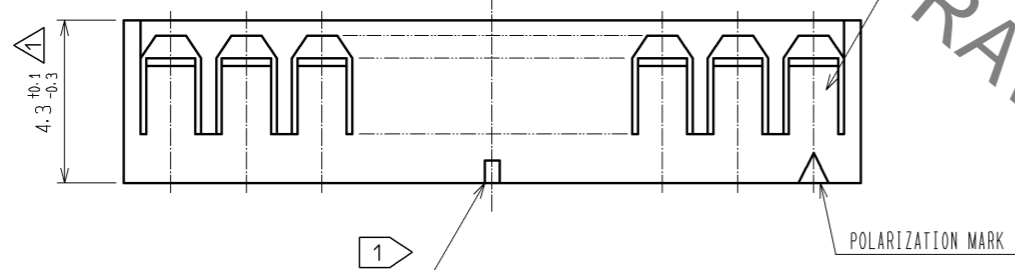
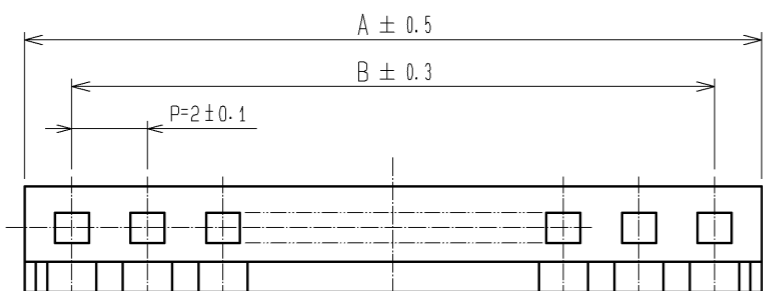
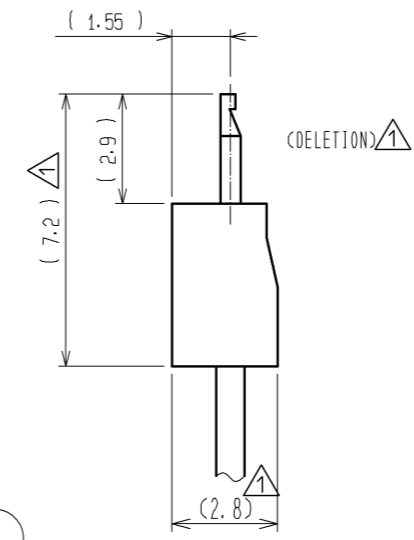


Mar.1.2020 Copyright 2020 HIROSE ELECTRIC CO., LTD. All Rights Reserved.
 In case of consideration for using Automotive equipment / device which demand high reliability, kindly contact our sales window correspondents.

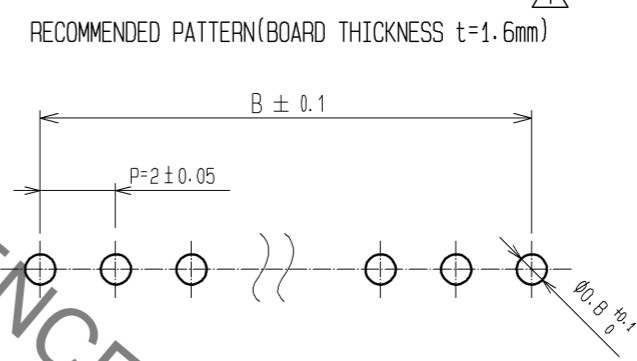
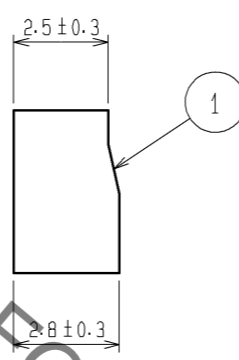


CRIMP CONTACT INSERTION DRAWING



PART NO.	CODE NO.	NUMBER OF CONTACT	A	B
DF4- 2P-2C	544-0003-4	2	4.5	2.0
DF4- 3P-2C	544-0004-7	3	6.5	4.0
DF4- 4P-2C	544-0005-0	4	8.5	6.0
DF4- 5P-2C	544-0006-2	5	10.5	8.0
DF4- 6P-2C	544-0007-5	6	12.5	10.0
DF4- 7P-2C	544-0008-8	7	14.5	12.0
DF4- 8P-2C	544-0009-0	8	16.5	14.0
DF4- 9P-2C	544-0010-0	9	18.5	16.0
DF4-10P-2C	544-0011-2	10	20.5	18.0
DF4-11P-2C	544-0012-5	11	22.5	20.0
DF4-12P-2C	544-0013-8	12	24.5	22.0
DF4-13P-2C	544-0014-0	13	26.5	24.0
DF4-14P-2C	544-0015-3	14	28.5	26.0
DF4-15P-2C	544-0016-6	15	30.5	28.0

HRS DRAWING FOR REFERENCE



1 SQUARE MARKS ARE INDICATED IN RELIEF ON THE PART OF FOLLOWING CONTACT NO. : NO. 5, 10, 15

NO.	MATERIAL	FINISH . REMARKS	NO.	MATERIAL	FINISH . REMARKS
1	POLYAMIDE			BLACK, UL94V-0	

UNITS	SCALE	COUNT	DESCRIPTION OF REVISIONS	DESIGNED	CHECKED	DATE
mm	5 : 1	5	DIS-H-002879	YK. NAKATSU	TS. KUMAZAWA	08. 03. 28

HRS HIROSE ELECTRIC CO., LTD.	APPROVED : KJ. KATAYOSE	05. 01. 05	DRAWING NO.	EDC3-160365-00
	CHECED : TY. OMA	05. 01. 05	PART NO.	DF4- *P-2C
	DESIGNED : IO. DENPOUYA	05. 01. 05	CODE NO.	CL544-
	DRAWN : IO. DENPOUYA	05. 01. 05		