

Signaling system - PSI-MODEM-SMS-REL/6 DI/4DO/AC - 2313513

Please be informed that the data shown in this PDF Document is generated from our Online Catalog. Please find the complete data in the user's documentation. Our General Terms of Use for Downloads are valid (<http://phoenixcontact.com/download>)



SMS remote control and signaling system for mounting on EN DIN rails. Installation built-in device as per DIN 43880. 6 digital inputs and 4 relay outputs. Supply voltage 240 V AC. Scope of supply: SMS relay, antenna, software, RS-232 cable.

Your advantages

- ✓ Notification via SMS on change of status at input
- ✓ SMS status query of all inputs and outputs
- ✓ SMS relay for remote control of outputs
- ✓ Maximum of 5 receivers per SMS message
- ✓ Integrated phone book for up to 50 numbers
- ✓ Can be used worldwide
- ✓ Easy configuration on PC without programming knowledge
- ✓ Configuration software and programming cable supplied as standard
- ✓ Installation component model according to DIN 43880
- ✓ Alarm generation on voltage failure via SMS
- ✓ Password protection
- ✓ RS-232 configuration interface
- ✓ GSM mobile phone network: 850, 900, 1800, and 1900 MHz
- ✓ Switching of outputs for a predefined time



Key Commercial Data

Packing unit	1 pc
GTIN	
GTIN	4046356466110

Technical data

Dimensions

Width	88 mm
Height	90 mm
Depth	60 mm

Signaling system - PSI-MODEM-SMS-REL/6 DI/4DO/AC - 2313513

Technical data

Ambient conditions

Ambient temperature (operation)	-25 °C ... 55 °C
Ambient temperature (storage/transport)	-40 °C ... 85 °C

General

Electromagnetic compatibility	Conformance with R&TTE directive 1999/5/EC
Net weight	612.4 g
Color	white

Power supply

Supply voltage range	110 V AC ... 240 V AC
Typical current consumption	< 10 mA (230 V AC)

Wireless interface

Interface description	GSM
Frequency	850 MHz (2 W (EGSM))
	900 MHz (2 W (EGSM))
	1800 MHz (1 W (EGSM))
	1900 MHz (1 W (EGSM))
Antenna	50 Ω impedance SMA antenna socket

Digital outputs

Output name	Relay output
Number of outputs	4
Contact type	PDT
Contact material	AgNi (90/10) gold-plated
Maximum switching voltage	250 V AC/DC
Limiting continuous current	10 A (per relay)
	20 A (Total current of all contacts)
Maximum inrush current	15 A (20 ms)
Mechanical service life	approx. 30x 10 ⁶ switching cycles

Digital inputs

Description of the input	Digital input
Number of inputs	6
Switching level "0" signal	≤ 85 V AC
Switching level "1" signal	≥ 85 V AC

Standards and Regulations

Electromagnetic compatibility	Conformance with R&TTE directive 1999/5/EC
Noxious gas test	ISA-S71.04-1985 G3 Harsh Group A

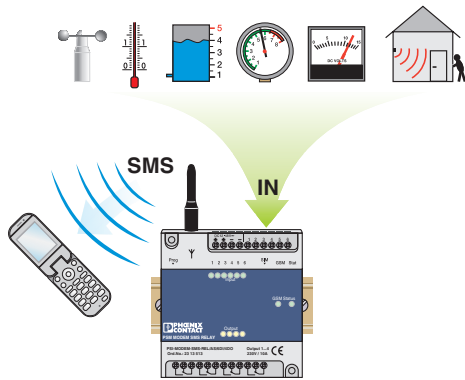
Environmental Product Compliance

China RoHS	Environmentally friendly use period: unlimited = EFUP-e
	No hazardous substances above threshold values

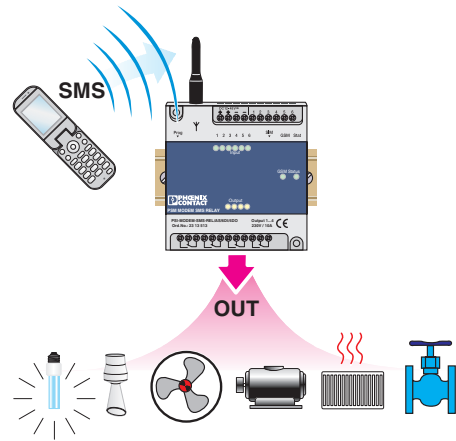
Signaling system - PSI-MODEM-SMS-REL/6 DI/4DO/AC - 2313513

Drawings

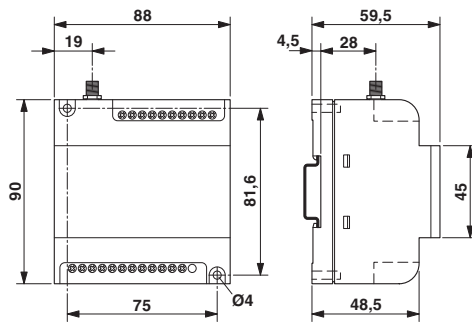
Application drawing



Application drawing



Dimensional drawing



Phoenix Contact 2018 © - all rights reserved
<http://www.phoenixcontact.com>

PHOENIX CONTACT GmbH & Co. KG
Flachsmarktstr. 8
32825 Blomberg
Germany
Tel. +49 5235 300
Fax +49 5235 3 41200
<http://www.phoenixcontact.com>

Mouser Electronics

Authorized Distributor

Click to View Pricing, Inventory, Delivery & Lifecycle Information:

[Phoenix Contact:](#)

[2313513](#)