


## Slide DIP Switch

## A6HF

Slide DIP Switches with a height of 2.3mm and Half-pitch.

- Gold-plated twin contacts ensures high reliability.
- Washable, with seal tape available.
- Embossed taping available for small reel 500 pcs.

RoHS Compliant



### List of Models

Type	Flat actuator					
	With seal tape					
	Tube packaging	Embossed taping				
		Standard reel		Small reel		
No. of poles	Quantity per tube	Quantity per reel		Quantity per reel		
2	125	A6HF-2102	2,000	A6HF-2102-P	500	A6HF-2102-PM
4	70	A6HF-4102		A6HF-4102-P		A6HF-4102-PM
6	50	A6HF-6102		A6HF-6102-P		A6HF-6102-PM
8	40	A6HF-8102		A6HF-8102-P		A6HF-8102-PM
10	30	A6HF-0102		A6HF-0102-P		A6HF-0102-PM

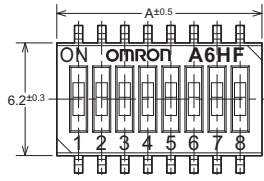

Note: Order in multiples of the package quantity.

### Ratings/Characteristics

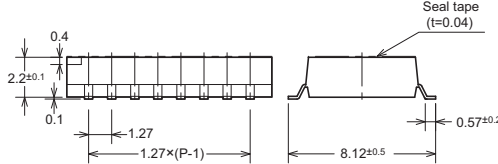
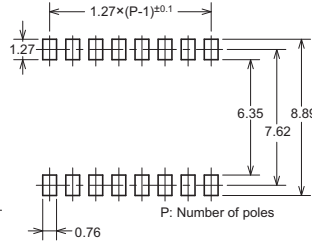
<b>Rating (resistive load)</b>		25 mA at 24 VDC 10 $\mu$ A (minimum current) at 3.5 VDC
<b>Ambient operating temperature</b>		-30 to +85 °C at 60% max. (with no icing or condensation)
<b>Ambient operating humidity</b>		35% to 95% (at +5 to +35 °C)
<b>Insulation resistance</b>		100 M $\Omega$ min. (at 100 VDC with insulation tester)
<b>Contact resistance (initial value)</b>		200 m $\Omega$ max.
<b>Dielectric strength</b>	<b>Between terminals</b>	300 VAC for 1 min
<b>Vibration resistance</b>	<b>Malfunction</b>	10 to 55 Hz, 1.5-mm double amplitude
<b>Shock resistance</b>	<b>Malfunction</b>	490 m/s <sup>2</sup> min.
<b>Durability</b>	<b>Electrical</b>	1,000 operations min.
<b>Washing</b>		Possible
<b>Degree of protection</b>		IEC IP40
<b>Operating force</b>		0.29 to 4.9 N {30 to 500 gf}
<b>Weight</b>		0.08g (2 poles) 0.13g (4 poles) 0.19g (6 poles) 0.25 g (8 poles) 0.3g (10 poles)

■ Dimensions (Unit: mm)

- Flat Actuator With Seal Tape
- A6HF-□102
- A6HF-□102-P
- A6HF-□102-PM



Dimensions of PCB pad (Reference)  
(Top View)

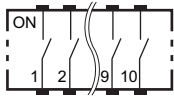


No. of poles	Models	A
2	A6HF-2102	3.67
4	A6HF-4102	6.21
6	A6HF-6102	8.75
8	A6HF-8102	11.29
10	A6HF-0102	13.83

**Note:** Unless otherwise specified, a tolerance of ±0.4 mm applies to all dimensions.

■ Internal Connections

Contact Form (Top View)



■ Precautions

Be sure to read the Safety precautions common to all DIP Switches for correct use.

- Application examples provided in this document are for reference only. In actual applications, confirm equipment functions and safety before using the product.
- Consult your OMRON representative before using the product under conditions which are not described in the manual or applying the product to nuclear control systems, railroad systems, aviation systems, vehicles, combustion systems, medical equipment, amusement machines, safety equipment, and other systems or equipment that may have a serious influence on lives and property if used improperly. Make sure that the ratings and performance characteristics of the product provide a margin of safety for the system or equipment, and be sure to provide the system or equipment with double safety mechanisms.

**Note: Do not use this document to operate the Unit.**

# Mouser Electronics

Authorized Distributor

Click to View Pricing, Inventory, Delivery & Lifecycle Information:

[Omron:](#)

[A6HF-0102](#) [A6HF-0102-P](#) [A6HF-0102-PM](#) [A6HF-2102](#) [A6HF-2102-P](#) [A6HF-2102-PM](#) [A6HF-4102-P](#) [A6HF-4102-PM](#) [A6HF-6102-P](#) [A6HF-6102-PM](#) [A6HF-8102-P](#) [A6HF-8102-PM](#) [A6HF-4102](#) [A6HF-6102](#) [A6HF-8102](#)