

NND15 Specifications

NEMIC-LAMBDA

*:For delivery, contact to our sales office.

IA502-01-01E

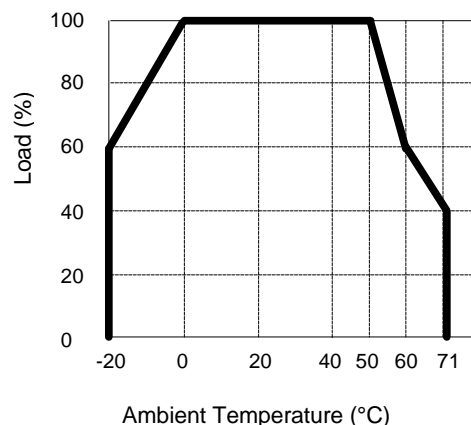
MODEL		NND15 -1212	NND15 -1515	
1	Nominal Output Voltage	V	±12	±15
2	Maximum Output Current	A	0.75	0.6
3	Maximum Output Power	W	18	18
4	Efficiency (Typ) (*1)	%	45	45
5	Input Voltage Range (*2)	-	100: 85 ~ 115 VAC 115: 98 ~ 132 VAC 200: 170 ~ 230 VAC 230: 195 ~ 265 VAC	47 ~ 440Hz
6	Input Current (Typ) (*1)	A	0.75	0.75
7	Inrush Current(Typ)	-	20A at 100VAC, 10A at 200VAC, cold start	
8	Output Voltage Range	%	±10 Adjustable for Each Output	
9	Maximum Ripple & Noise (*3)	mV	1mV RMS, 3mV p-p Each Output	
10	Maximum Line Regulation	mV	1.2	1.5
11	Maximum Load Regulation	mV	3.6	4.5
12	Maximum Cross Regulation	mV	3.6	4.5
13	Over Current Protection (*4)	A	0.79 ~ 0.98	0.63 ~ 0.78
14	Over Voltage Protection (*5) Crowbar Type	V	14.5 ~ 17.2	18.1 ~ 21.5
15	Remote Programming	-	_____	
16	Remote Sensing	-	_____	
17	Remote ON/OFF Control	-	_____	
18	Parallel Operation	-	_____	
19	Series Operation	-	_____	
20	Operating Temperature	-	-20 ~ +71°C -20°C : 60%, 0 ~ 50°C : 100%, 60°C : 60%, 71°C : 40%	
21	Operating Humidity	-	30 ~ 95% (No Dewdrop)	
22	Storage Temperature	-	-40 ~ +85°C	
23	Storage Humidity	-	10 ~ 95%RH (No Dewdrop)	
24	Cooling	-	Convection Cooling	
25	Temperature Coefficient (Typ) (*1)	-	0.02% / °C	
26	Withstand Voltage	-	Input - Output : 3.75kVAC for 1min. @20mA Input - Chassis : 2.5kVAC for 1min. @20mA	
27	Isolation Resistance	-	More than 100MΩ at DC 500V @25°C and 70%RH for 1min.	
28	Vibration	-	10 ~ 55Hz Amplitude (Sweep for 1min.) less than 2G X, Y, Z 1hour each	
29	Shock (In package)	-	Less than 20G	
30	Safety	UL1950	- Approved by UL	
		CSA950	- Approved by C-UL	
		EN60950	- Approved by TUV	
31	EMI	-	Built to meet VCCI-1, FCC Class B, VDE Class B	
32	Weight	g	1750	
33	Size (WxHxD) (*6)	mm	60 x 113.5 x 150	

*Read instruction manual carefully, before using the power supply unit.

=NOTES=

- *1. At 100VAC and maximum output power.
- *2. For cases where conformance to various safety specs. (UL, CSA, EN etc.) are required, input voltage will be 250VAC max. and frequency range 47-63Hz.
- *3. Floating output or grounded +V or -V Terminal.
- *4. Foldback current limit with automatic recovery for each output.
- *5. For each output - OVP circuit will shut down output, manual reset. (Line recycle)
- *6. See Outline Drawings.

OUTPUT DERATING

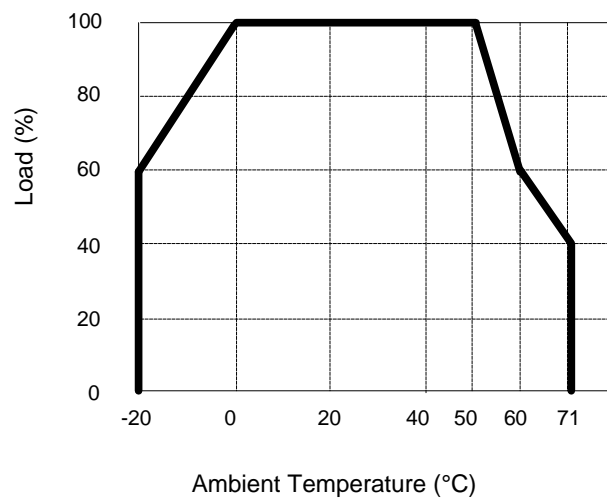


NND 15 OUTPUT DERATING

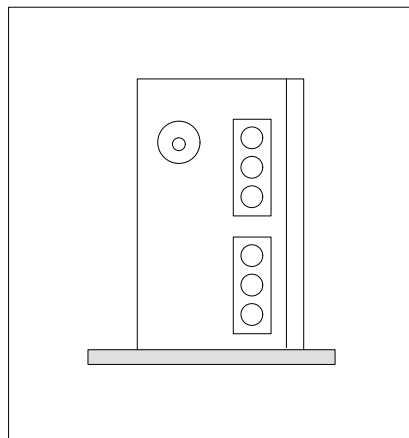
NEMIC-LAMBDA

Ta (°C)	LOAD (%)
	MOUNTING : A
-20	60
-10	80
0 ~ +50	100
60	60
71	40

OUTPUT DERATING CURVE



MOUNTING : A
(STANDARD MOUNTING)



Mouser Electronics

Authorized Distributor

Click to View Pricing, Inventory, Delivery & Lifecycle Information:

[TDK-Lambda:](#)

[NND151515](#)