

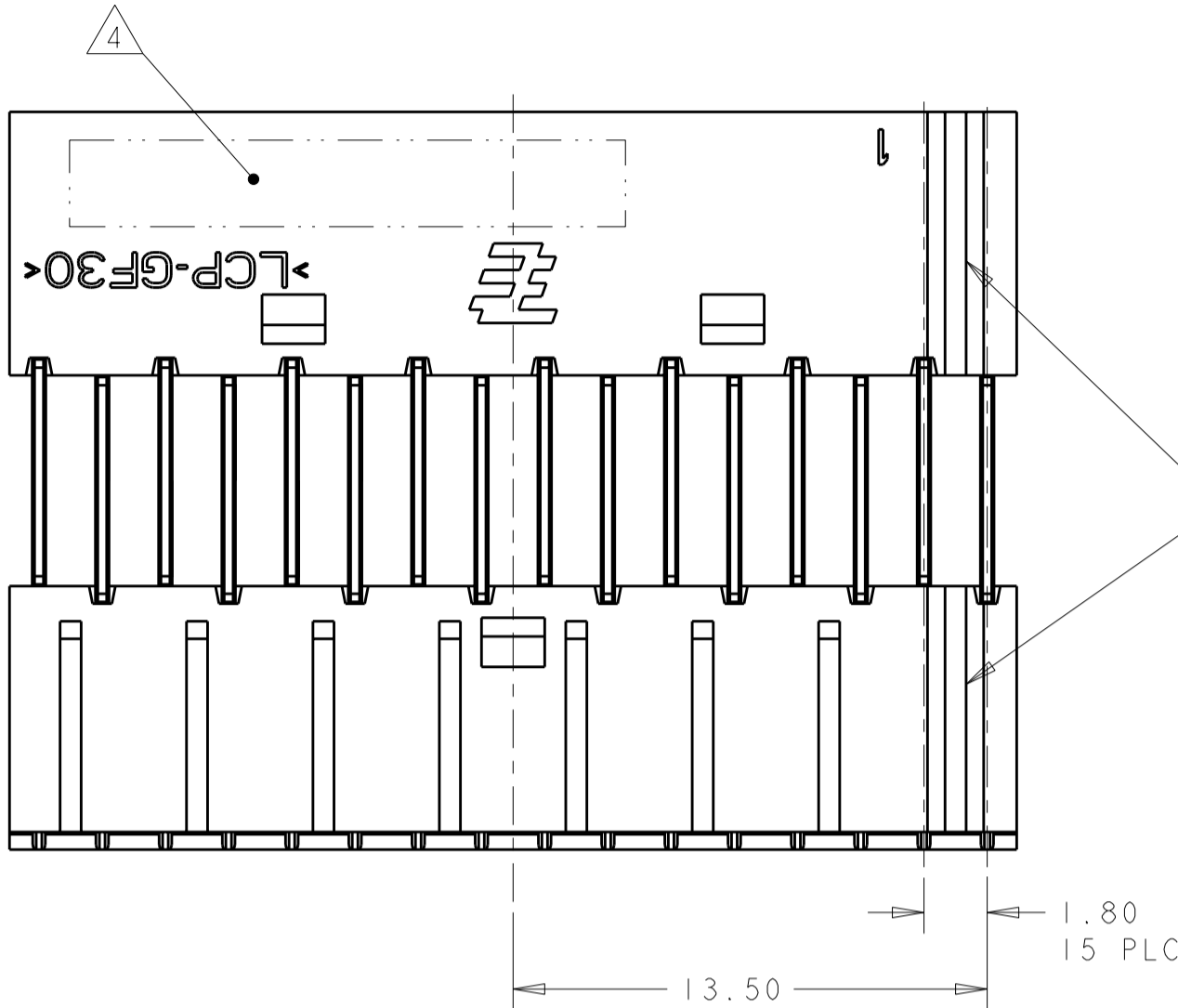
LOC	DIST	REVISIONS				
		P	LTR	DESCRIPTION	DATE	DWN APVD
GP	00		A	REV PER ECO-08-032056	23DEC2008	BC GG

D

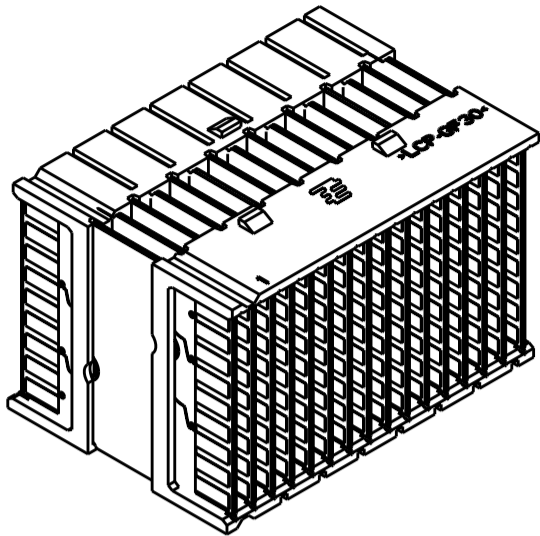
C

B

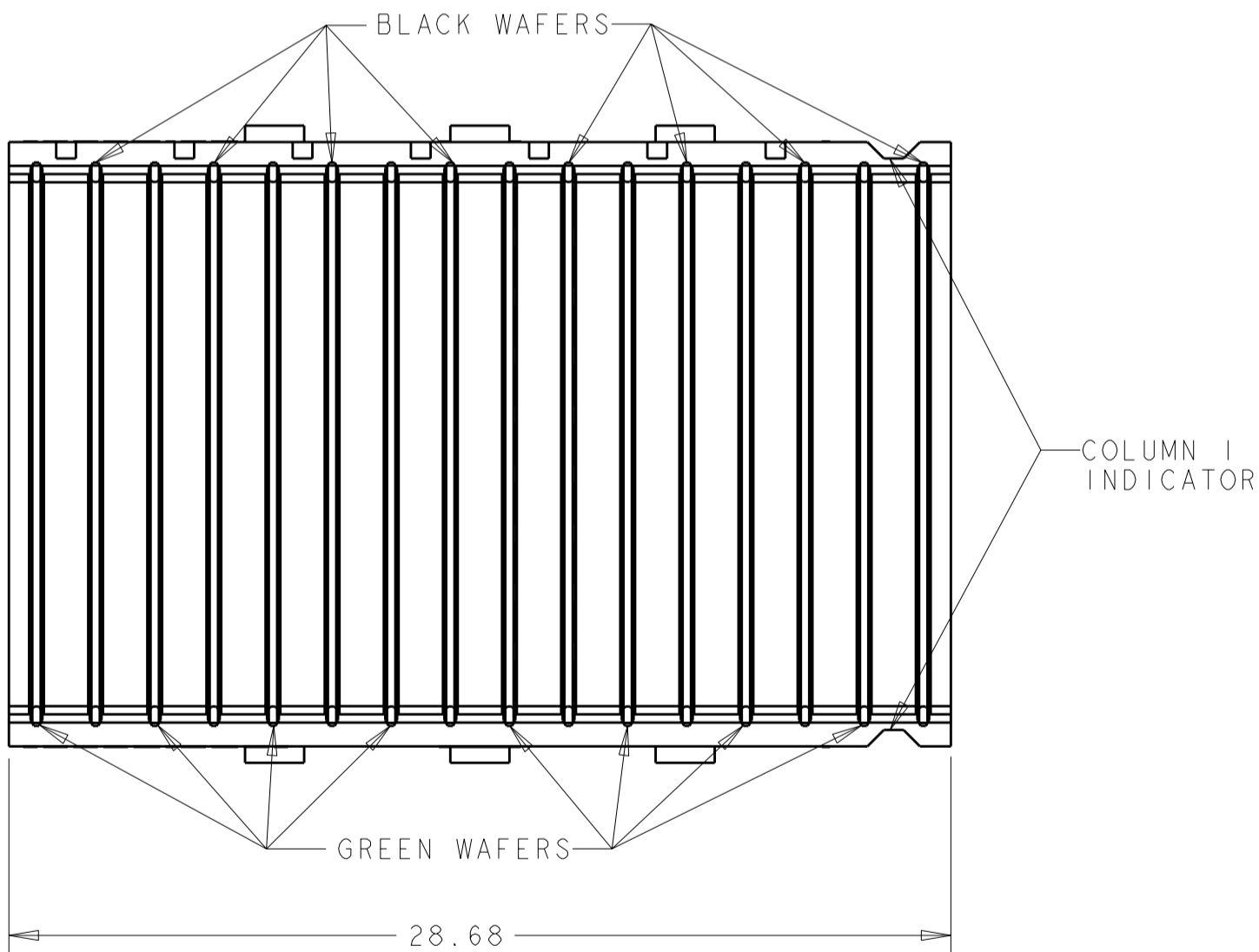
A



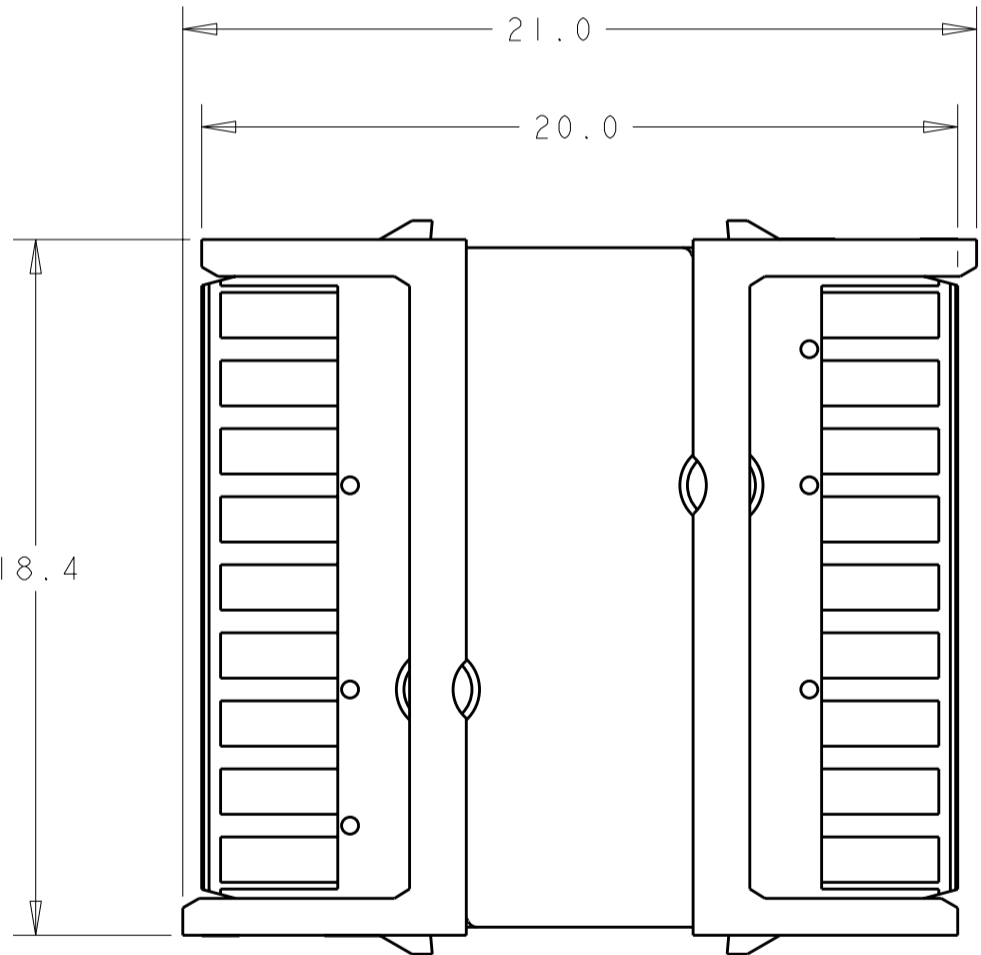
COLUMN 1 INDICATOR



SCALE 2:1



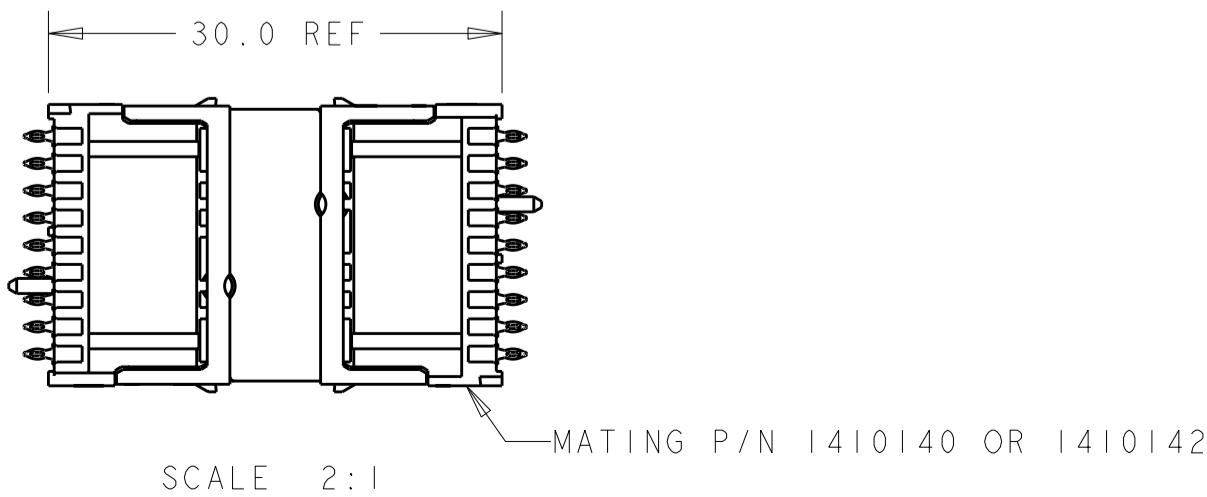
COLUMN 1 INDICATOR



- 1 HOUSING: LCP, UL94V0, COLOR: BLACK.
WAFER: FR4.
- 2 CONTACT: GOLD PLATED IN PAD CONTACT AREA.
3. SEE TABLE FOR INTERCONNECTIONS TO
BACKPLANE CONNECTOR.
- 4 PART NUMBER AND DATE CODE (yyww) LOCATED ON
SURFACE INDICATED.

TYPICAL INTERCONNECTIONS FOR EACH ODD-NUMBERED COLUMN (BLACK WAFER): 1, 3, 5, 7, 9, 11, 13, 15		
CONTACT USAGE	DAUGHTERCARD/ MAIN CARD	MEZZANINE/ CARRIER CARD
SIGNAL	b x	i x
SIGNAL	c x	h x
SIGNAL	e x	f x
SIGNAL	f x	e x
SIGNAL	h x	c x
SIGNAL	i x	b x
GROUPS ALL COMMONED	a x, d x, g x	g x, d x, a x

TYPICAL INTERCONNECTIONS FOR EACH EVEN-NUMBERED COLUMN (GREEN WAFER): 2, 4, 6, 8, 10, 12, 14, 16		
CONTACT USAGE	DAUGHTERCARD/ MAIN CARD	MEZZANINE/ CARRIER CARD
SIGNAL	a x	h x
SIGNAL	b x	g x
SIGNAL	d x	e x
SIGNAL	e x	d x
SIGNAL	g x	b x
SIGNAL	h x	a x
GROUPS ALL COMMONED	c x, f x, i x	i x, f x, c x



MATING P/N 1410140 OR 1410142

SCALE 2:1

THIS DRAWING IS A CONTROLLED DOCUMENT FOR TYCO ELECTRONICS CORPORATION
IT IS SUBJECT TO CHANGE AND THE CONTROLLING ENGINEERING ORGANIZATION
SHOULD BE CONTACTED FOR THE LATEST REVISION.

DIMENSIONS:
mm

MATERIAL

TOLERANCES UNLESS
OTHERWISE SPECIFIED:

0 PLC ±
1 PLC ±0.3
2 PLC ±0.13
3 PLC ±0.013
4 PLC ±
ANGLES ±
FINISH

1

2

DWN
L. SIPE
16JUN2006

CHK
M. McALONIS
16JUN2006

APVD
G. GRIFFITH
23DEC2008

PRODUCT SPEC
108-2072

APPLICATION SPEC
114-13056

WEIGHT
-

CUSTOMER DRAWING

Tyco Electronics
Harrisburg, PA 17105-3608

NAME
MEZZANINE CONNECTOR, 30mm STACK
HEIGHT, DIFFERENTIAL, 16 WAFER,
MultiGig RT2

SIZE
A260779

CAGE CODE
C-1410195

DRAWING NO
1410195-1

RESTRICTED TO
-

SCALE
5:1

SHEET
1

OF
1

REV
A

Mouser Electronics

Authorized Distributor

Click to View Pricing, Inventory, Delivery & Lifecycle Information:

[TE Connectivity:](#)

[1410195-1](#)