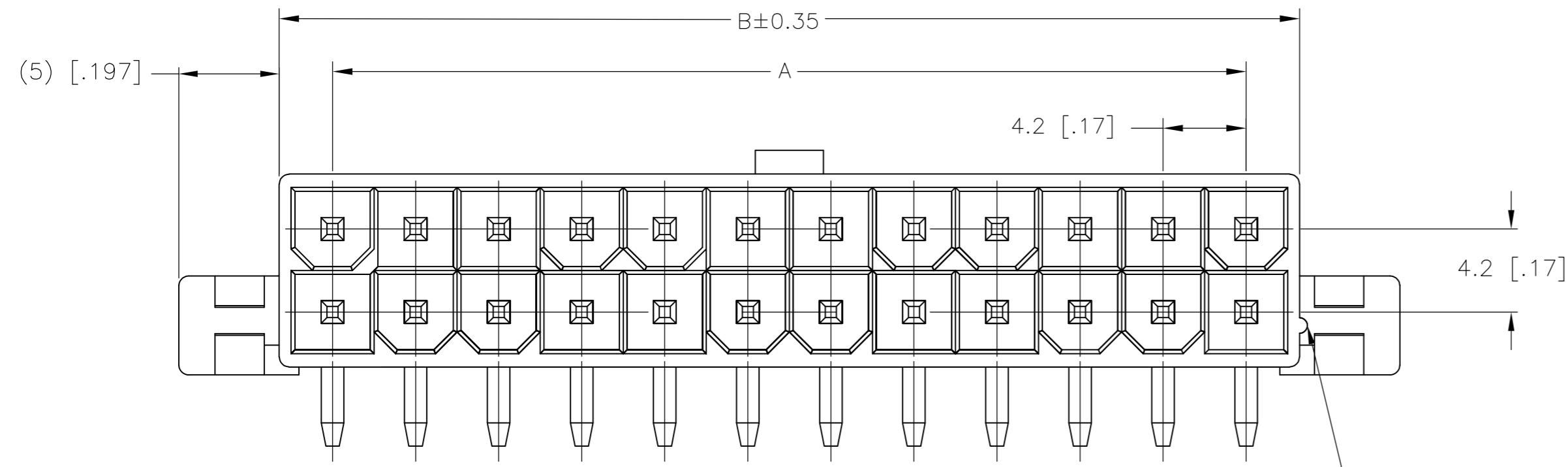
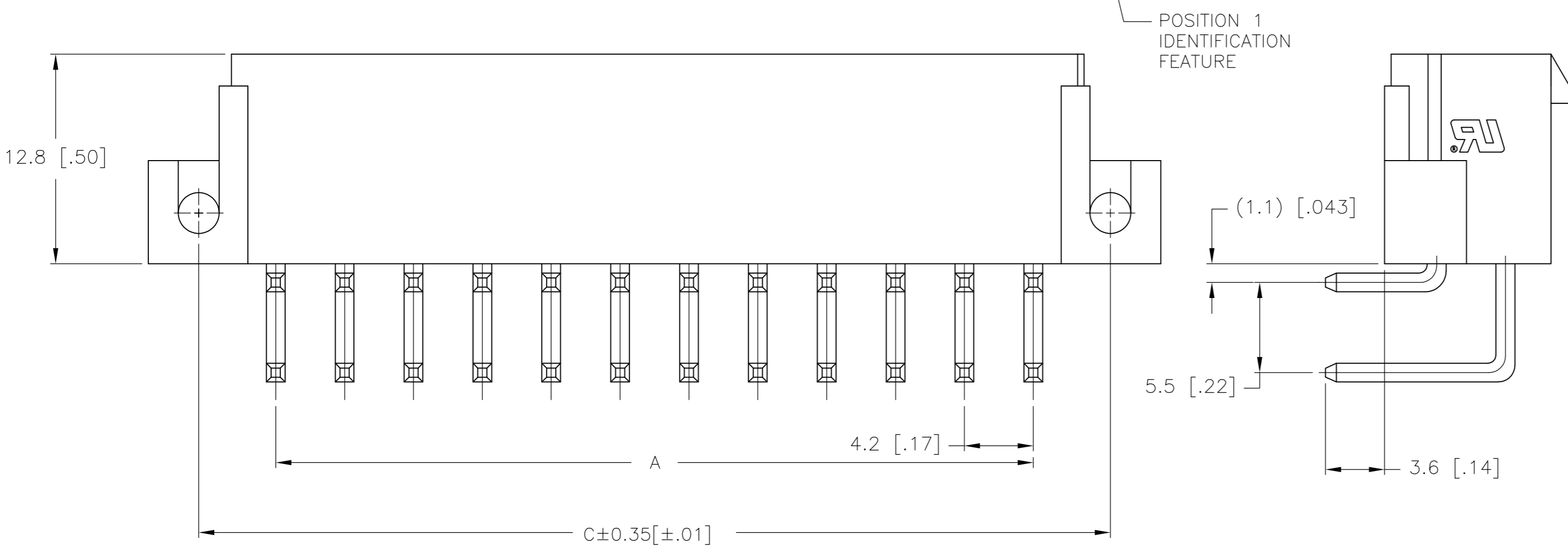


THIS DRAWING IS UNPUBLISHED. RELEASED FOR PUBLICATION
 © COPYRIGHT - By - ALL RIGHTS RESERVED.

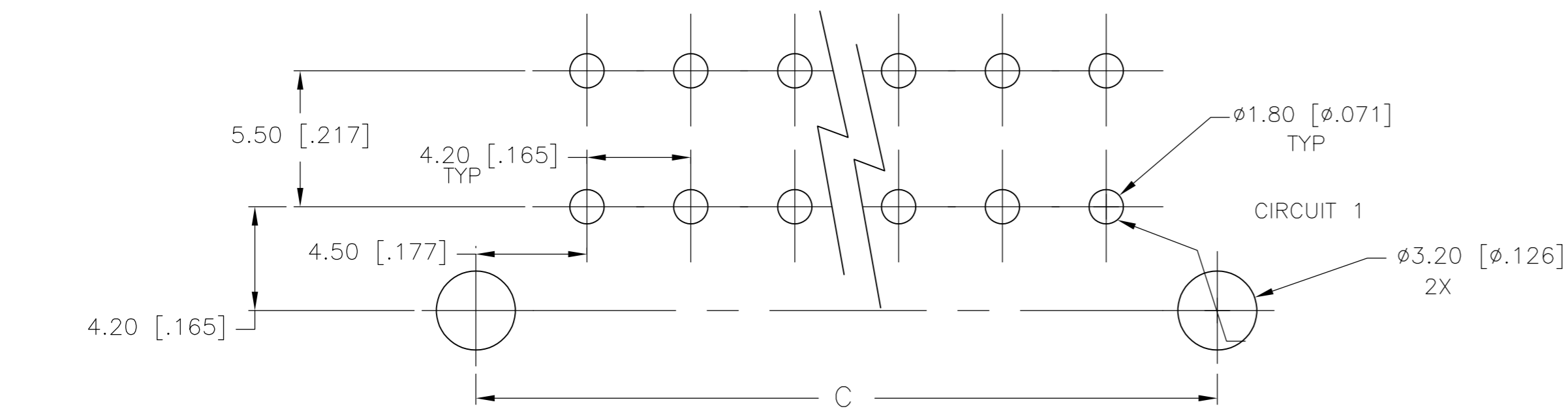
| LOC | | DIST | | REVISIONS | | | |
|-----|-----|-------------|---------------------------|-----------|---------|------|----|
| P | LTR | DESCRIPTION | | DATE | DWN | APVD | |
| CM | 00 | B3 | REVISED PER ECO-12-014449 | | 28AUG12 | KH | SM |



- 1 MATERIAL: HOUSING-NYLON, UL94V-2 (COLOR-NATURAL, COLOR OF PARTS MAY VARY) CONTACTS-0.25 [.010] THICK BRASS ALLOY.
- 2 CONTACT FINISH: 0.002032 [.000080] MIN MATTE TIN OVER 0.000381 [.000015] MIN NICKEL OVER ENTIRE CONTACT.
- 3 MATES WITH VAL-U-LOK(TM) RECEPTACLE HOUSINGS.



POSITION 1 IDENTIFICATION FEATURE



PCB LAYOUT: COMPONENT SIDE
 RECOMMENDED BOARD THICKNESS 1.60 [.063]

| POS | A | B±0.35[±.01] | C±0.35[±.01] | PART NUMBER |
|-----|---------------------|--------------|--------------|-------------|
| 2 | | 5.4 [.21] | 9.0 [.35] | 1586043-2 |
| 4 | 4.2±0.1 [.17±.00] | 9.6 [.38] | 13.2 [.52] | 1586043-4 |
| 6 | 8.4±0.1 [.33±.00] | 13.8 [.54] | 17.4 [.69] | 1586043-6 |
| 8 | 12.6±0.1 [.50±.00] | 18.0 [.71] | 21.6 [.85] | 1586043-8 |
| 10 | 16.8±0.1 [.66±.00] | 22.2 [.87] | 25.8 [1.02] | 1-1586043-0 |
| 12 | 21.0±0.2 [.83±.01] | 26.4 [1.04] | 30.0 [1.18] | 1-1586043-2 |
| 14 | 25.2±0.2 [.99±.01] | 30.6 [1.21] | 34.2 [1.35] | 1-1586043-4 |
| 16 | 29.4±0.2 [1.16±.01] | 34.8 [1.37] | 38.4 [1.51] | 1-1586043-6 |
| 18 | 33.6±0.2 [1.32±.01] | 39.0 [1.54] | 42.6 [1.68] | 1-1586043-8 |
| 20 | 37.8±0.2 [1.49±.01] | 43.2 [1.70] | 46.8 [1.84] | 2-1586043-0 |
| 22 | 42.0±0.2 [1.65±.01] | 47.4 [1.87] | 51.0 [2.01] | 2-1586043-2 |
| 24 | 46.2±0.2 [1.82±.01] | 51.6 [2.03] | 55.2 [2.17] | 2-1586043-4 |

2-1586043-4 SHOWN

| | | | | |
|--|----------------------|---------------------------|---|-----------------|
| THIS DRAWING IS A CONTROLLED DOCUMENT. | | DWN S. HOOVER 18-SEP-2002 | | |
| DIMENSIONS: mm [INCHES] | | CHK D. COLEY 18-SEP-2002 | | |
| TOLERANCES UNLESS OTHERWISE SPECIFIED: | | APVD D. COLEY 18-SEP-2002 | NAME | |
| 0 PLC ± | 1 PLC ± 0.5 [.02] | PRODUCT SPEC | RIGHT ANGLE HEADER, SCREW MOUNT VAL-U-LOK(TM) | |
| 2 PLC ± 0.25 [.010] | 3 PLC ± 0.150 [0059] | APPLICATION SPEC | SIZE A2 | CAGE CODE 00779 |
| 4 PLC ± | ANGLES ± | WEIGHT | DRAWING NO C=1586043 | RESTRICTED TO - |
| MATERIAL 1 | FINISH 2 | CUSTOMER DRAWING | SCALE | SHEET 1 of 1 |
| | | | REV B3 | |

Mouser Electronics

Authorized Distributor

Click to View Pricing, Inventory, Delivery & Lifecycle Information:

[TE Connectivity:](#)

[1-1586043-4](#)