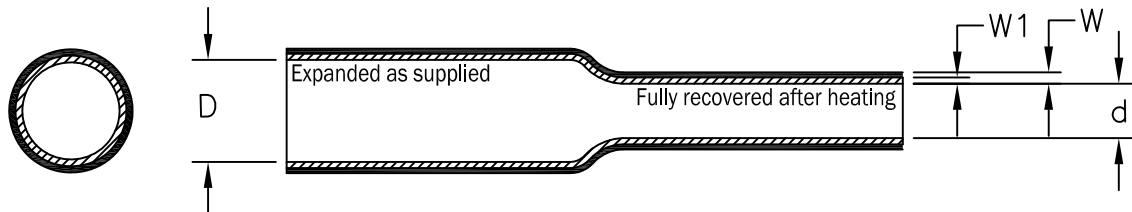


## REVISIONS

P	LTR	DESCRIPTION	DATE	DWN	APVD
—	—	Released per ECO-17-012177	08/17/17	J.B	TL

SCT  
Splice Cover (Dual Wall)  
Heat-Shrinkable Tubing

Table 1: Dimensions mm(inches)

Size	As Supplied	As Recovered		
	Minimum Expanded I.D. (D)	Maximum Recovered I.D. (d)	Recovered Total Wall (W)	Minimum Recovered Adhesive Wall (W1)
No. 0	5.10 (0.200)	1.30 (0.050)	1.40 (0.055) ± 0.30 (0.012)	0.76 (0.030)
No. 1	7.62 (0.300)	1.65 (0.065)	1.52 (0.060) ± 0.30 (0.012)	0.76 (0.030)
No. 2	9.02 (0.355)	2.29 (0.090)	1.52 (0.060) ± 0.30 (0.012)	0.76 (0.030)
No. 3	11.56 (0.455)	2.54 (0.100)	2.29 (0.090) ± 0.30 (0.012)	1.40 (0.055)
No. 3A	14.10 (0.555)	3.00 (0.118)	2.24 (0.088) ± 0.30 (0.012)	1.40 (0.055)
No. 4	17.78 (0.700)	4.45 (0.175)	2.54 (0.100) ± 0.30 (0.012)	1.52 (0.060)
No. 5	27.94 (1.100)	8.38 (0.330)	2.54 (0.100) ± 0.30 (0.012)	1.52 (0.060)
No. 7	33.02 (1.300)	12.70 (0.500)	1.91 (0.075) ± 0.20 (0.008)	0.92 (0.036)

**Color:** Jacket shall be black; adhesive liner shall be amber. Marking is SCT-0, SCT-1, SCT-2, SCT-3, SCT-4, SCT-5 and SCT-7. Size SCT-3A is not printed.


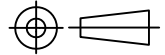
Reference Specification TEC-108-120012

RELEASED FOR PUBLICATION

ALL RIGHTS RESERVED.

THIS DRAWING IS UNPUBLISHED.

© COPYRIGHT 2017 TE Connectivity

DIMENSIONS: mm		DWN J. Bitter	01-JUN-17	 TE Connectivity 305 Constitution Drive Menlo Park, CA 94025 USA			
TOLERANCES UNLESS OTHERWISE SPECIFIED:  0 PLC ± — 1 PLC ± — 2 PLC ± — 3 PLC ± — 4 PLC ± — ANGLES ± —		CHK T. Licko	27-JUN-17				
		APVD T. Licko	27-JUN-17				
		PRODUCT SPEC —					
		APPLICATION SPEC —		NAME SCT Splice Cover Dual Wall Heat-Shrinkable Tubing			
		WEIGHT 0		SIZE A4	CAGE CODE 06090	DRAWING NO SCT	RESTRICTED TO —
		CUSTOMER DRAWING		SCALE None	SHEET 1	OF 1	REV L

# Mouser Electronics

Authorized Distributor

Click to View Pricing, Inventory, Delivery & Lifecycle Information:

[TE Connectivity:](#)

[SCT-NO.1-E6-0-25MM](#)