


## Male connectors with solder connection

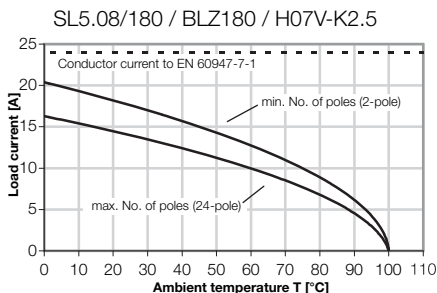
### SL 5.08/180 SL 5.00/180



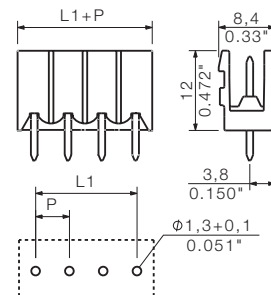
Male connector with straight outlet. Available with open or closed sides. Fixing blocks can be attached to the closed version. The solder pin length has been optimised for wave soldering applications. The male connectors provide space for labelling and can be coded. Packed in cardboard box.

- 400 V (IEC) / 300 V (UL)
- 18 A (IEC) / 15 A (UL)

### Derating curve



### SL 5.08/180 SL 5.00/180



### Technical data

#### Rated data to IEC 60664-1 / IEC 61984

Clamping range, max.	mm <sup>2</sup>
Solid H05(07) V-U	mm <sup>2</sup>
Stranded H07 V-R	mm <sup>2</sup>
Flexible H05(07) V-K	mm <sup>2</sup>
Flexible with ferrule	mm <sup>2</sup>
Ferrule with plastic collar	mm <sup>2</sup>
Stripping length	mm
Screwdriver blade	mm
according to norm	
Tightening torque range	Nm

#### Rated current

at ambient temperature	20°C	40°C
A	18	15

#### Overvoltage category

III	III	II
-----	-----	----

#### Pollution severity

3	2	2
---	---	---

Rated voltage	V	250	320	400
Rated impulse voltage	kV	4	4	4

#### UL 1059 rated data

	B	C	D
Nominal voltage	V	300	300
Rated current	A	15	10
AWG conductor			

#### CSA C22.2 rated data

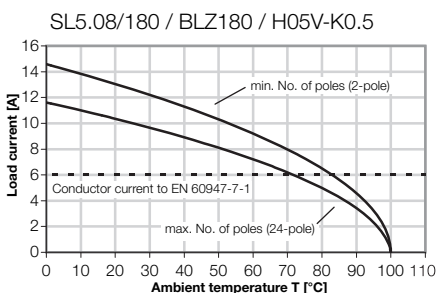
	B	C	D
Rated voltage	V	300	300
Rated current	A	15	10
AWG conductor			

#### Material data

Type of insulating material	PBT
Flammability class acc. UL94	V-0
Contact base material	CuSn
Material of contact surface	tinned

#### Information

- Additional colours on request
- Gold-plated contact surfaces on request
- Rated current related to rated cross-section and min. No. of poles.
- P on drg. = pitch
- Rated data refer only to the component itself. Clearance and creepage distances to other components are to be designed in accordance with the relevant application standards.



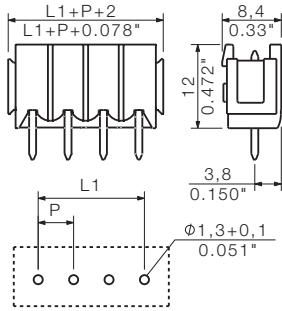
### Ordering data

Solder pin length	3.2 mm
Colour of plastic	orange

Pitch 5.08 mm					
Poles	L1 mm	(inch)	Qty.	Order No.	Order No.
2	5.08	(0.200)	100	1517260000	
3	10.16	(0.400)	100	1517360000	
4	15.24	(0.600)	100	1517460000	
5	20.32	(0.800)	50	1517560000	
6	25.40	(1.000)	50	1517660000	
7	30.48	(1.200)	50	1517760000	
8	35.56	(1.400)	50	1517860000	
9	40.64	(1.600)	50	1517960000	
10	45.72	(1.800)	50	1518060000	
11	50.80	(2.000)	50	1518160000	
12	55.88	(2.200)	50	1518260000	
13	60.96	(2.400)	50	1518360000	
14	66.04	(2.600)	50	1518460000	
15	71.12	(2.800)	50	1518560000	
16	76.20	(3.000)	50	1518660000	
17	81.28	(3.200)	20	1518760000	
18	86.36	(3.400)	20	1518860000	
19	91.44	(3.600)	20	1518960000	
20	96.52	(3.800)	20	1519060000	
21	101.60	(4.000)	20	1519160000	
22	106.68	(4.200)	20	1519260000	
23	111.76	(4.400)	20	1519360000	
24	116.84	(4.600)	20	1519460000	

Pitch 5.00 mm					
Poles	L1 mm	(inch)	Qty.	Order No.	Order No.
2	5.00	(0.197)	100	1581320000	
3	10.00	(0.394)	100	1581330000	
4	15.00	(0.591)	100	1581340000	
5	20.00	(0.787)	50	1581350000	
6	25.00	(0.984)	50	1581360000	
7	30.00	(1.181)	50	1581370000	
8	35.00	(1.378)	50	1581380000	
9	40.00	(1.575)	50	1581390000	
10	45.00	(1.772)	50	1581400000	
11	50.00	(1.969)	50	1581410000	
12	55.00	(2.165)	50	1581420000	
13	60.00	(2.362)	50	1581430000	
14	65.00	(2.559)	50	1581440000	
15	70.00	(2.756)	50	1581450000	
16	75.00	(2.953)	50	1581460000	
17	80.00	(3.150)	20	1581470000	
18	85.00	(3.346)	20	1581480000	
19	90.00	(3.543)	20	1581490000	
20	95.00	(3.740)	20	1581500000	
21	100.00	(3.937)	20	1581510000	
22	105.00	(4.134)	20	1581520000	
23	110.00	(4.331)	20	1581530000	
24	115.00	(4.528)	20	1581540000	

SL 5.08/180B  
SL 5.00/180B



Accessories

Possible colors

Additional colours on request



Coding

See chapter accessories

Ordering data

Solder pin length	3.2 mm
Colour of plastic	orange

Pitch 5.08 mm

Poles	L1 mm	(inch)	Qty.	Order No.	Order No.
2	5.08	(0.200)	100	1519560000	
3	10.16	(0.400)	100	1519660000	
4	15.24	(0.600)	100	1519760000	
5	20.32	(0.800)	50	1519860000	
6	25.40	(1.000)	50	1519960000	
7	30.48	(1.200)	50	1520060000	
8	35.56	(1.400)	50	1520160000	
9	40.64	(1.600)	50	1520260000	
10	45.72	(1.800)	50	1520360000	
11	50.80	(2.000)	50	1520460000	
12	55.88	(2.200)	50	1520560000	
13	60.96	(2.400)	50	1520660000	
14	66.04	(2.600)	50	1520760000	
15	71.12	(2.800)	50	1520860000	
16	76.20	(3.000)	50	1520960000	
17	81.28	(3.200)	20	1521060000	
18	86.36	(3.400)	20	1521160000	
19	91.44	(3.600)	20	1521260000	
20	96.52	(3.800)	20	1521360000	
21	101.60	(4.000)	20	1521460000	
22	106.68	(4.200)	20	1521560000	
23	111.76	(4.400)	20	1521660000	
24	116.84	(4.600)	20	1521760000	

Pitch 5.00 mm

Poles	L1 mm	(inch)	Qty.	Order No.	Order No.
2	5.00	(0.197)	100	1581780000	
3	10.00	(0.394)	100	1581790000	
4	15.00	(0.591)	100	1581800000	
5	20.00	(0.787)	50	1581810000	
6	25.00	(0.984)	50	1581820000	
7	30.00	(1.181)	50	1581830000	
8	35.00	(1.378)	50	1581840000	
9	40.00	(1.575)	50	1581850000	
10	45.00	(1.772)	50	1581860000	
11	50.00	(1.969)	50	1581870000	
12	55.00	(2.165)	50	1581880000	
13	60.00	(2.362)	50	1581890000	
14	65.00	(2.559)	50	1581900000	
15	70.00	(2.756)	50	1581910000	
16	75.00	(2.953)	50	1581920000	
17	80.00	(3.150)	20	1581930000	
18	85.00	(3.346)	20	1581940000	
19	90.00	(3.543)	20	1581950000	
20	95.00	(3.740)	20	1581960000	
21	100.00	(3.937)	20	1581970000	
22	105.00	(4.134)	20	1581980000	
23	110.00	(4.331)	20	1581990000	
24	115.00	(4.528)	20	1582000000	



Fixing block

See chapter accessories



Marking strips

See chapter accessories

