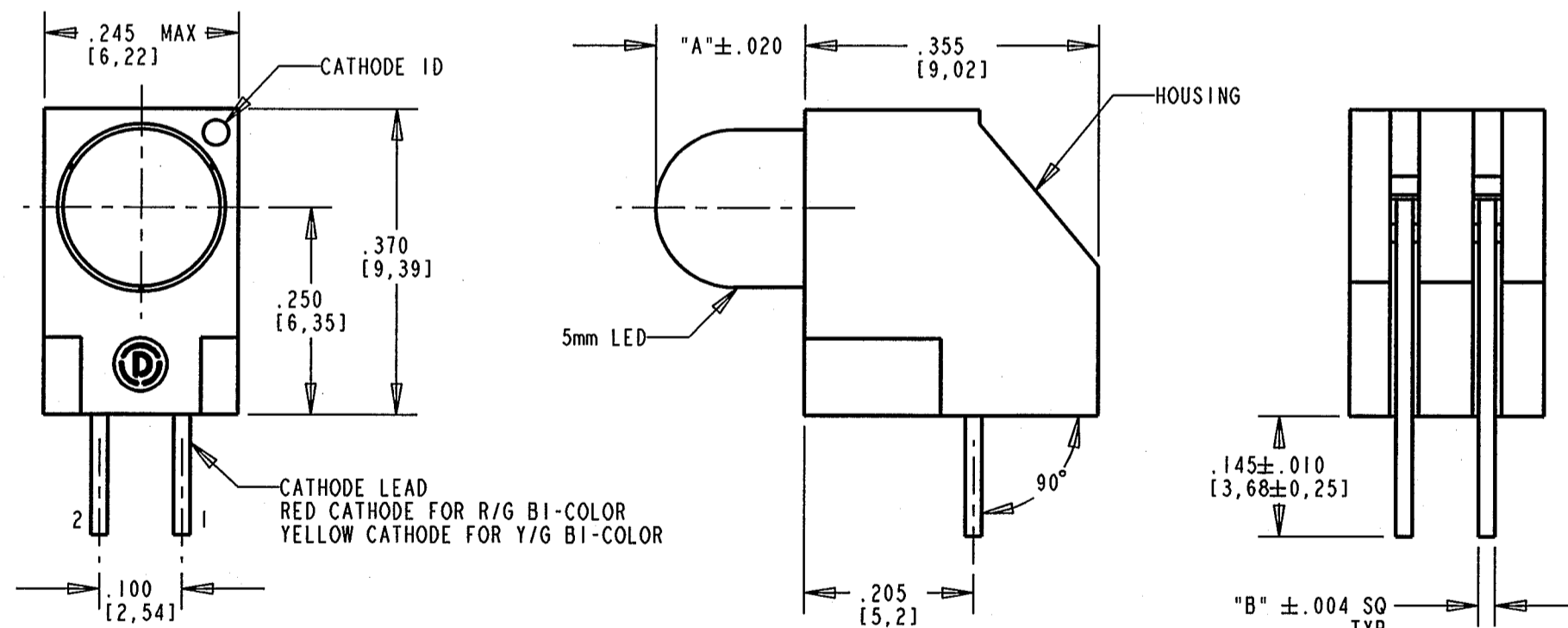


DIALIGHT PART NUMBER	LED COLOR	DIM "A"	DIM "B"	DIM "C"	OPERATING CHARACTERISTICS AT 25°C AMBIENT										ABSOLUTE MAXIMUM RATINGS AT 25°C AMBIENT								
					LUMINOUS INTENSITY TEST CONDITION			LUMINOUS INTENSITY (mcd)		FORWARD VOLTAGE / FORWARD CURRENT TEST COND	FORWARD VOLTAGE (V) [* = FORWARD CURRENT (mA)]		REVERSE CURRENT (μA)	DOMINANT WAVELENGTH (nm)	PEAK WAVELENGTH (nm)	VIEWING ANGLE (DEG)	POWER DISSIPATION (mW)	DC FORWARD CURRENT [** = FORWARD VOLTAGE (V)] (mA)	PEAK FORWARD CURRENT (mA)	REVERSE VOLTAGE (V)	STORAGE TEMP (°C)	OPERATING TEMP (°C)	SOLDERING TEMP FOR 5 SECONDS (°C)
					MIN	TYP	MAX	TYP	MAX	MAX	TYP	TYP	TYP										
550-0208F	GREEN DIFF. LOW PROFILE	.123	.020	.043	If = 10mA	12.6	40	—	If = 20mA	2.1	2.6	100	569	565	60	100	30	120	5	-55 TO +100	-55 TO +100	260	
550-0308F	YELLOW DIFF. LOW PROFILE	.123	.020	.043	If = 10mA	3.7	1.6	—	If = 20mA	2.1	2.6	100	588	585	60	60	20	80	5	-55 TO +100	-55 TO +100	260	
550-0408F	RED DIFF. LOW PROFILE	.123	.020	.043	If = 10mA	19	60	—	If = 20mA	2.0	2.6	100	623	635	60	100	30	120	5	-55 TO +100	-55 TO +100	260	
550-0508F	RED DIFF. INT RES (5 VOLT)	.187	.025	.050	Vf = 5V	2.1	—	—	Vf = 5V	* 10	* 15	100	626	635	60	—	** 7.5	—	5	-55 TO +100	-40 TO +85	260	
550-0708F	GREEN DIFF. INT RES (5 VOLT)	.187	.025	.050	Vf = 5V	2.0	8.0	—	Vf = 5V	* 12	* 15	100	—	565	60	—	** 7.5	—	5	-55 TO +100	-20 TO +85	260	
550-0808F	YELLOW DIFF. INT RES (5 VOLT)	.187	.025	.050	Vf = 5V	2.0	2.0	—	Vf = 5V	* 10	* 15	100	—	583	60	—	** 7.5	—	5	-55 TO +100	-40 TO +85	260	
550-1008F	BLUE NON-DIFF WATER CLEAR	.183	.020	.043	If = 20mA	520	—	1500	If = 20mA	3.8	4.0	100	472	470	30	120	30	100	5	-40 TO +100	-40 TO +80	260	
550-1108F	RED DIFF. LOW CURRENT	.187	.018	.040	If = 2mA	1.5	2.3	4.2	If = 2mA	1.7	2.0	50	626	635	50	24	7	7	5	-55 TO +100	-55 TO +100	260	
550-1208F	YELLOW DIFF. LOW CURRENT	.187	.018	.040	If = 2mA	1.2	1.8	—	If = 2mA	1.9	2.7	50	—	583	50	36	7	7	5	-55 TO +100	-55 TO +100	260	
550-1308F	GREEN DIFF. LOW CURRENT	.187	.018	.040	If = 2mA	1.2	1.8	—	If = 2mA	1.8	2.2	50	—	565	50	24	7	7	5	-55 TO +100	-55 TO +100	260	
550-2208F	GREEN DIFF.	.180	.020	.043	If = 10mA	3.6	10	—	If = 10mA	2.1	3.0	10	—	563	65	75	25	60	3	-30 TO +100	-25 TO +85	260	
550-2308F	YELLOW DIFF.	.187	.018	.040	If = 10mA	5.7	8.0	18.4	If = 10mA	2.0	2.4	100	585	583	60	85	20	60	5	-55 TO +100	-55 TO +100	260	
550-2408F	RED DIFF.	.180	.020	.043	If = 10mA	2.2	6.3	—	If = 10mA	2.2	2.55	10	—	650	50	60	20	60	3	-30 TO +100	-25 TO +85	260	
550-2508F	ORANGE DIFF.	.187	.018	.040	If = 10mA	4.0	7.0	—	If = 10mA	1.9	2.4	100	602	600	60	135	30	90	5	-40 TO +100	-40 TO +100	260	
550-3008F	R/G BI-COLOR	.180	.020	.043	If = 20mA	29/12	90/40	—	If = 20mA	1.8/2.1	2.4/2.8	100	638/569	660/565	60	100/100	40/30	200/120	4/5	-55 TO +100	-55 TO +100	260	
550-3108F	Y/G BI-COLOR	.180	.020	.043	If = 20mA	2.5	8.7	—	If = 20mA	2.1/2.1	2.8/2.8	100	588/569	585/565	50	60/100	20/30	80/120	5/5	-55 TO +100	-55 TO +100	260	
550-5108F	RED DIFF.	.180	.020	.043	If = 20mA	17	34	—	If = 20mA	2.1	2.55	10	—	650	50	75	25	60	3	-55 TO +100	-55 TO +100	260	
550-5208F	GREEN DIFF.	.180	.020	.043	If = 20mA	17	34	—	If = 20mA	2.2	3.0	10	—	563	50	75	25	60	3	-55 TO +100	-55 TO +100	260	
550-5308F	YELLOW DIFF.	.180	.020	.043	If = 20mA	17	34	—	If = 20mA	2.2	3.0	10	—	585	50	75	25	60	3	-55 TO +100	-55 TO +100	260	
550-5408F	AMBER DIFF.	.180	.020	.043	If = 20mA	17	34	—	If = 20mA	2.2	3.0	10	—	610	50	75	25	60	3	-30 TO +100	-25 TO +85	260	
550-5508F	RED NON-DIFF WATER CLEAR	.187	.018	.040	If = 20mA	80	125	—	If = 20mA	2.2	3.0	100	626	635	24	135	30	90	5	-55 TO +100	-55 TO +100	260	
550-5608F	GREEN NON-DIFF WATER CLEAR	.187	.018	.040	If = 20mA	80	120	—	If = 20mA	2.3	3.0	100	569	565	24	135	30	90	5	-55 TO +100	-20 TO +100	260	
550-5708F	YELLOW NON-DIFF WATER CLEAR	.187	.018	.040	If = 20mA	80	140	—	If = 20mA	2.2	3.0	100	585	583	24	85	20	60	5	-55 TO +100	-55 TO +100	260	
550-5808F	AMBER NON-DIFF WATER CLEAR	.180	.024	.049	If = 20mA	60	90	—	If = 20mA	2.2	2.5	100	—	605	20	125	50	100	4	-30 TO +100	-30 TO +85	260	

REV	ECN NO	REVISIONS	DRN	CKD	APP	DATE
A	—	NEW RELEASE	KLJ	7.8.10		10-24-08



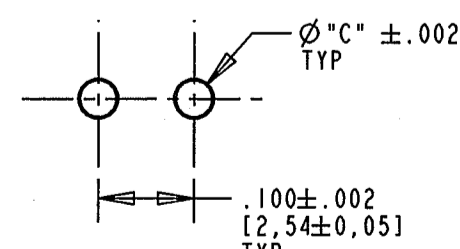
RoHS COMPLIANT 550-XX08F

Part Numbers with the "F" suffix ending are RoHS Compliant. For example: 550-5108F. Packaging is marked with "RoHS Compliant" label or equivalent markings. Parts can be wave soldered, dip soldered or hand soldered using typical lead-free soldering process with max 260°C temp. for 5 sec.




NOTES:

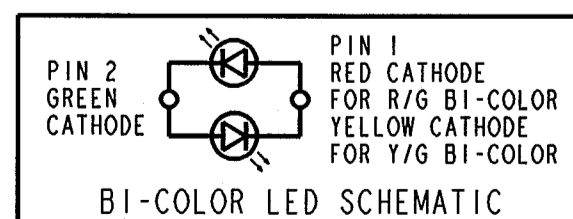
- LED LEAD DIMENSIONS SHOWN ARE MEASURED AT HOUSING EXIT.
- LEADS TO FIT INTO HOLES SPACED AS PER PATTERN.
- PIN NUMBERS FOR REFERENCE ONLY, DESIGNATION NON-EXISTENT ON PART.
- DIALIGHT PART NUMBERS: 550-XX08F.
- THIS ASSEMBLY CONTAINS ELECTROSTATIC DISCHARGE SENSITIVE DEVICES (ESDS). MAINTAIN ALL PRECAUTIONARY MEASURES DURING ASSEMBLY, HANDLING, AND STORAGE IN ACCORDANCE WITH IPC-A-610.



RECOMMENDED HOLE PATTERN GAUGE



SINGLE COLOR LED SCHEMATIC



BI-COLOR LED SCHEMATIC

THIS DRAWING AND THE CONTENTS HEREIN ARE CONFIDENTIAL AND THE SOLE PROPERTY OF DIALIGHT. REPRODUCTION OF THIS DRAWING OR CONSTRUCTION OF ANY PARTS WITHIN THIS DRAWING ARE FORBIDDEN WITHOUT THE WRITTEN CONSENT OF DIALIGHT.		
SCALE: 5.000	DRAWING NUMBER	REV
ALL DIM'S IN: INCHES (MM)	C-17673	A
TOLERANCES: UNLESS OTHERWISE SPECIFIED	TITLE: 5mm LED CBI RoHS COMPLIANT	
FRACTIONS: ±1/64	MATERIAL	
DECIMALS (.XX): ±.02	Dialight	
DECIMALS (.XXX): ±.015	1501 ROUTE 34 SOUTH FARMINGDALE, NJ 07727	
ANGLES: ±3°	FSCM 83330	
FINISH:	SHEET 1 OF 1 FAMILY TABLE:	

Mouser Electronics

Authorized Distributor

Click to View Pricing, Inventory, Delivery & Lifecycle Information:

Dialight:

[550-5708F](#) [550-2208F](#) [550-2408F](#) [550-5108F](#) [550-2308F](#) [550-1308F](#) [550-1208F](#) [550-5308F](#) [550-5208F](#) [550-0408F](#) [550-5508F](#) [550-5808F](#) [550-5408F](#) [550-5608F](#) [550-0708F](#) [550-0808F](#) [550-2508F](#) [550-0308F](#) [550-0208F](#)
[550-0508F](#) [550-1108F](#) [550-2208-010F](#) [550-3108F](#) [550-2408-010F](#)