


# High Isolation Power Transformers

PA200xNL Basic and Operational Insulation



- 1500Vrms isolation (380Vrms continuous)
- Basic insulation (1.4mm creepage/clearance) and operational available
- Operating frequency: 50kHz and up

## Electrical Specifications @ 25°C - Operating Temperature -40°C to 130°C<sup>5</sup>

Part <sup>3,4</sup> Number	Turns Ratio	Pri-Sec Isolation (VRMS)	MAX <sup>1</sup> V* $\mu$ sec	Primary Inductance ( $\mu$ H MIN)	Leakage <sup>2</sup> Inductance ( $\mu$ H MAX)	DCR Primary ( $\Omega$ MAX)	DCR Secondary ( $\Omega$ MAX)	Package Size (L x W x H) (mm MAX)
<b>OPERATIONAL INSULATION</b>								
PA2001NL	1:1	1500	12	403	0.46	0.60	0.60	8.6 x 6.7 x 2.5
PA2002NL	1:1:1	1500	60	1800	0.60	1.60	1.60	9.0 x 8.6 x 7.6
PA2004NL	1:1:1	1500	20	437	0.85	0.85	0.85	8.6 x 6.7 x 3.6
<b>BASIC INSULATION (1.4MM CREEPAGE AND CLEARANCE BETWEEN PRIMARY AND SECONDARY)</b>								
PA2005NL	1:1:1	1500	26	840	0.75	1.05	1.05	11.8 x 8.8 x 4.0
PA2006NL	1:1	1500	26	864	0.75	0.82	0.82	11.8 x 8.8 x 4.0
PA2007NL	1:1	1500	53	1490	0.80	1.15	1.15	9.0 x 8.6 x 7.6
PA2008NL	2:1:1	1500	52	1425	0.80	1.15	0.575	9.0 x 8.6 x 7.6
PA2009NL	2.5:1:1	1500	47	1486	0.80	1.15	0.425	9.0 x 8.6 x 7.6

- Notes:**
- The maximum volt- $\mu$ sec limits the peak flux density to 2800 Gauss when used in a unipolar drive application. For bi-polar drive applications, a maximum volt- $\mu$ sec of two times this rating is acceptable (i.e. 2\* (volt\* $\mu$ sec rating) Volt\* $\mu$ sec = (voltage applied to the primary) \* dutycycle / Frequency = V \* alpha / Freq\_Hz = V \*  $\mu$ sec
  - Leakage inductance is measured at primary terminals with all secondaries shorted.
  - Optional Tape & Reel packaging can be ordered by adding a "T" suffix to the part number (i.e. PA2002NL becomes PA2002NLT). Pulse complies to industry standard tape and reel specification EIA481.
  - The "NL" suffix indicates an RoHS-compliant part number.
  - The temperature of the component (ambient plus temperature rise) must be within the stated operating temperature range.
  - Continuous isolation voltage confirmed by 125°C/1000hrs accelerated aging with the bias voltage applied between primary and secondary windings.

## Mechanical

## Schematic

**PA2001NL**

**SUGGESTED PAD LAYOUT**

**Weight** .....0.28 grams  
**Tape & Reel** .....1500/reel  
**Tube** .....60/tube

**Dimensions:** Inches / mm

Unless otherwise specified, all tolerances are  $\pm .010 / 0,25$

# High Isolation Power Transformers

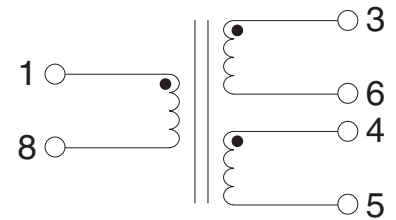
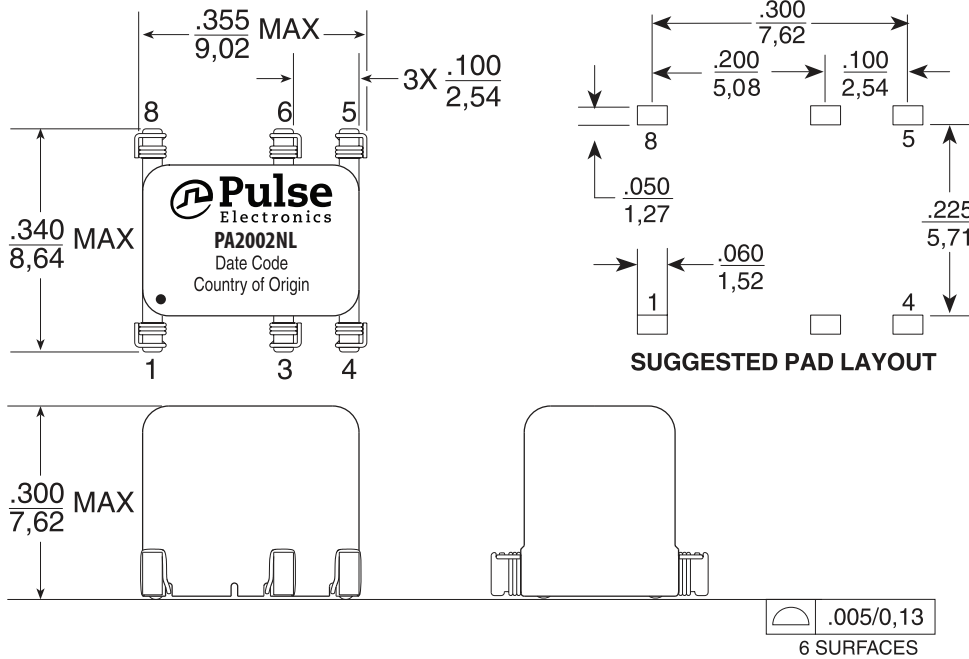
PA200xNL Basic and Operational Insulation



## Mechanicals (CONTINUED)

## Schematics

### PA2002NL



Weight .....0.60 grams  
Tape & Reel .....400/reel  
Tube .....50/tube

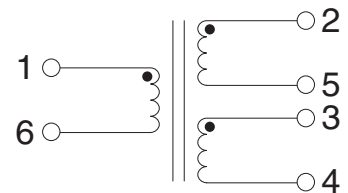
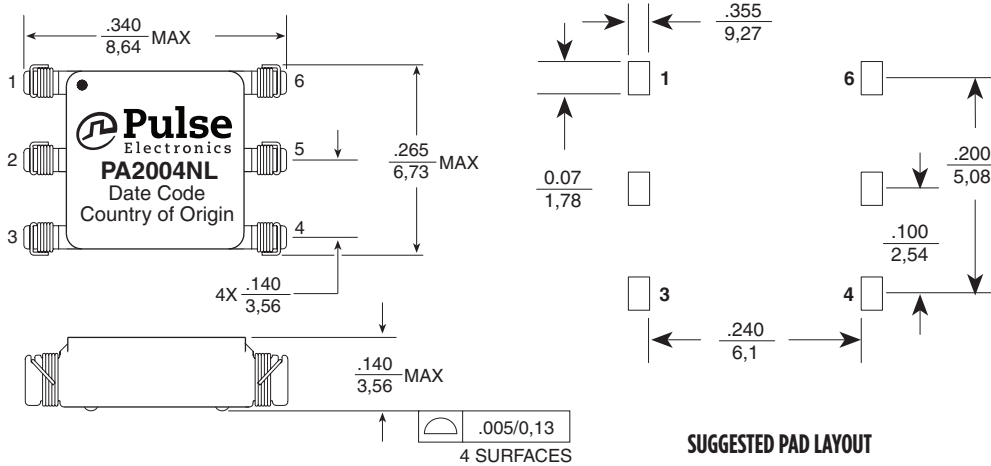
Dimensions:  $\frac{\text{Inches}}{\text{mm}}$

Unless otherwise specified,  
all tolerances are  $\pm \frac{.010}{0.25}$

## Mechanicals

## Schematics

### PA2004NL



Weight .....0.23 grams  
Tape & Reel .....800/reel  
Tube .....75/tube

Dimensions:  $\frac{\text{Inches}}{\text{mm}}$

Unless otherwise specified,  
all tolerances are  $\pm \frac{.010}{0.25}$

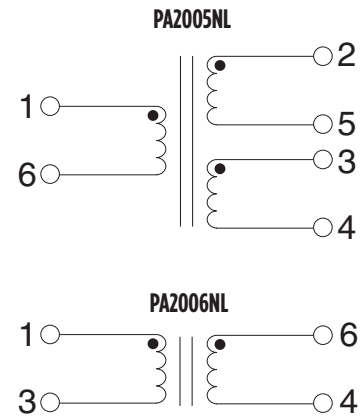
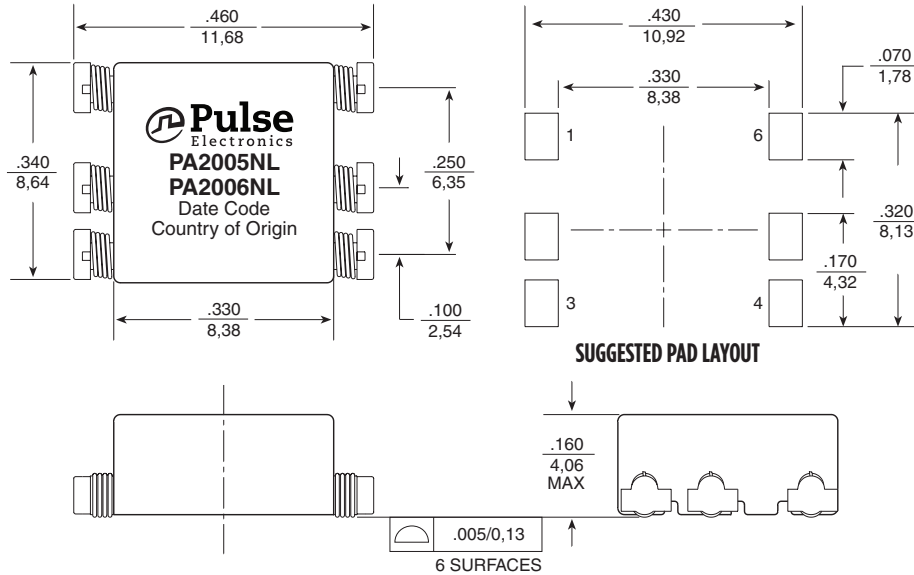
# High Isolation Power Transformers

PA200xNL Basic and Operational Insulation

## Mechanical (CONTINUED)

## Schematic

### PA2005NL, PA2006NL



Weight .....0.48 grams  
 Tape & Reel .....900/reel  
 Tube .....60/tube

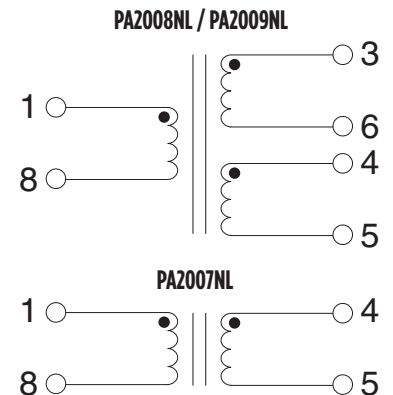
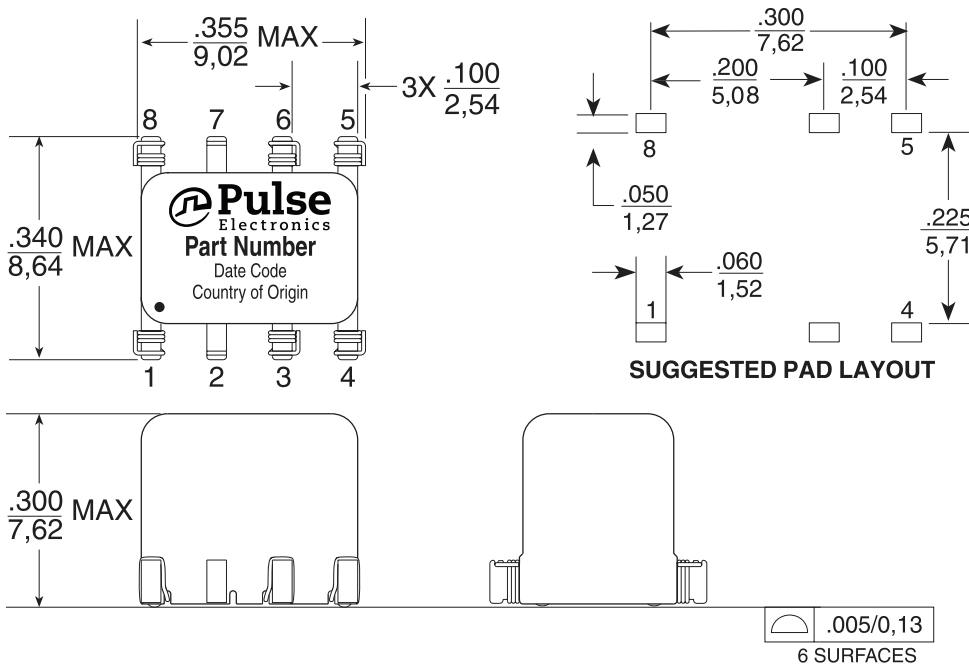
Dimensions:  $\frac{\text{Inches}}{\text{mm}}$

Unless otherwise specified,  
 all tolerances are  $\pm \frac{.010}{0,25}$

## Mechanicals

## Schematics

### PA2007NL, PA2008NL, PA2009NL



Weight .....0.60 grams  
 Tape & Reel .....400/reel  
 Tube .....50/tube

Dimensions:  $\frac{\text{Inches}}{\text{mm}}$

Unless otherwise specified,  
 all tolerances are  $\pm \frac{.010}{0,25}$

\* for PA2007NL the pads for pins 3 and 6 in the suggested pad layout should not be used in the layout

# High Isolation Power Transformers

PA200xNL Basic and Operational Insulation



---

## For More Information

### **Pulse Worldwide Headquarters**

15255 Innovation Drive Ste 100  
San Diego, CA 92128  
U.S.A.

Tel: 858 674 8100  
Fax: 858 674 8262

### **Pulse Europe**

Pulse Electronics GmbH  
Am Rottland 12  
58540 Meinerzhagen  
Germany

Tel: 49 2354 777 100  
Fax: 49 2354 777 168

### **Pulse China Headquarters**

Pulse Electronics (ShenZhen) CO., LTD  
D708, Shenzhen Academy of  
Aerospace Technology,  
The 10th Keji South Road,  
Nanshan District, Shenzhen,  
P.R. China 518057

Tel: 86 755 33966678  
Fax: 86 755 33966700

### **Pulse North China**

Room 2704/2705  
Super Ocean Finance Ctr.  
2067 Yan An Road West  
Shanghai 200336  
China

Tel: 86 21 62787060  
Fax: 86 2162786973

### **Pulse South Asia**

3 Fraser Street  
0428 DUO Tower  
Singapore 189352

Tel: 65 6287 8998  
Fax: 65 6280 0080

### **Pulse North Asia**

1F., No.111 Xiyuan Rd  
Zhongli City  
Taoyuan City 32057  
Taiwan (R.O.C)

Tel: 886 3 4356768  
Fax: 886 3 4356820

Performance warranty of products offered on this data sheet is limited to the parameters specified. Data is subject to change without notice. Other brand and product names mentioned herein may be trademarks or registered trademarks of their respective owners. © Copyright, 2018. Pulse Electronics, Inc. All rights reserved.

# Mouser Electronics

Authorized Distributor

Click to View Pricing, Inventory, Delivery & Lifecycle Information:

Pulse:

[PA2002NLT](#) [PA2001NLT](#) [PA2005NLT](#) [PA2004NLT](#) [PA2007NLT](#) [PA2009NLT](#)