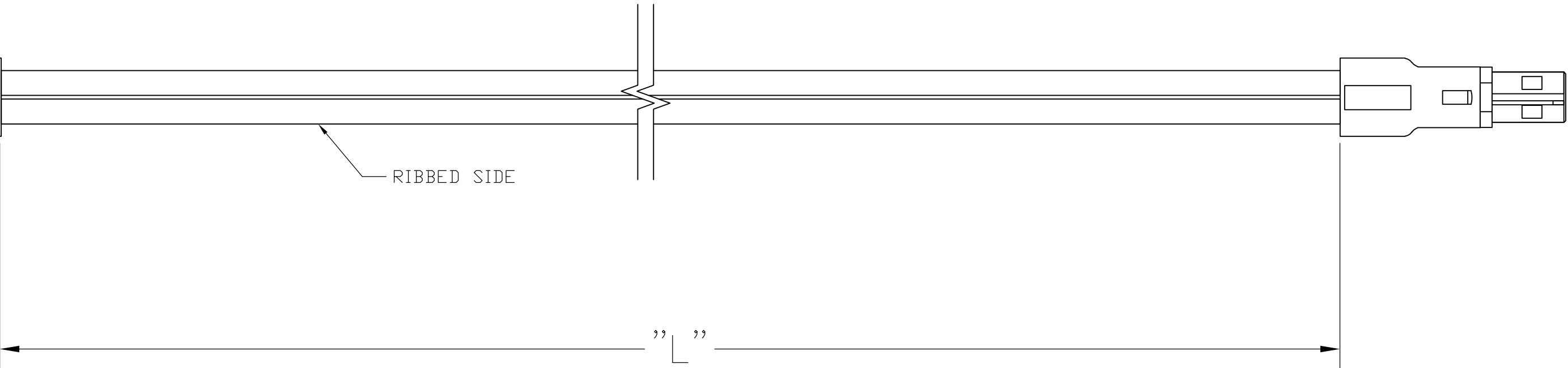
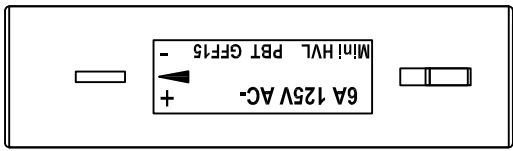
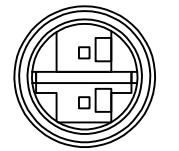
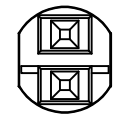


HV-4



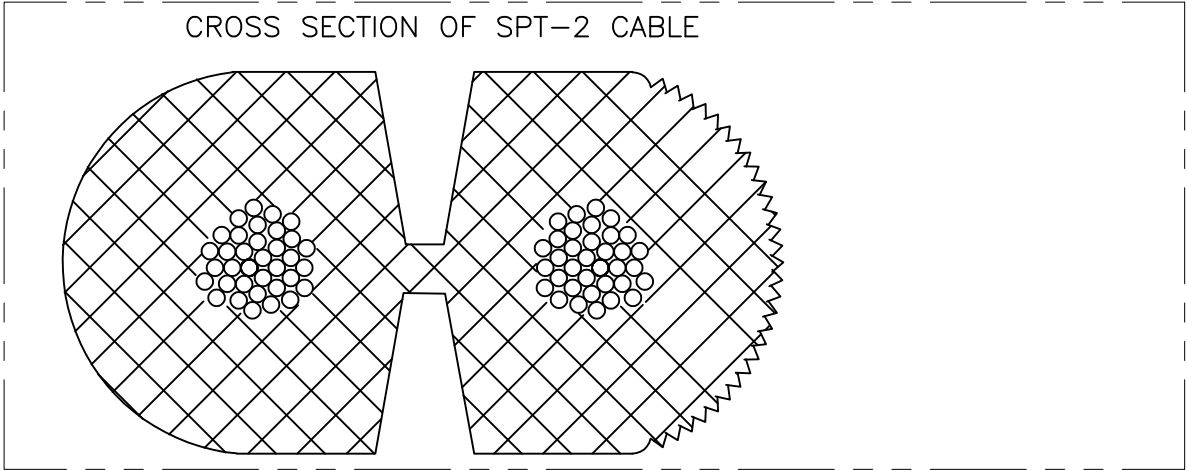
HV-4



WIRING SCHEDULE			
OUTLET		SIDE	PLUG
1	+	RIBBED	1
2	-	SMOOTH	2

1. PACKAGING ACC. TO TE SPEC.107-18032  
BUNDLE EVERY 25 ASSEMBLIES WITH A RUBBER BAND
2. ELECTRICAL TEST CONTAINING "SHORT CIRCUIT TEST, CONTINUITY  
AND ACCURATE CAVITY ASSIGNMENT TEST" ACC. TO  
TE-SPEC.108-18857, SUBSECTION 3.1.1

3 WIRING SCHEDULE AS SHOWN



16.0 FT	±3.84	2181191-8
14.0 FT	±3.36	2181191-7
12.0 FT	±2.88	2181191-6
10.0 FT	±2.4	2181191-5
8.0 FT	±1.92	2181191-4
6.0 FT	±1.44	2181191-3
4.0 FT	±.96	2181191-2
2.0 FT	±.48	2181191-1
"L"	TOLERANCES [INCHES]	TE P/N

THIS DRAWING IS A CONTROLLED DOCUMENT.

DIMENSIONS:  
INCHES

MATERIAL

-

TOLERANCES UNLESS OTHERWISE SPECIFIED:

0 PLC	±	-
1 PLC	±	-
2 PLC	±	-
3 PLC	±	-
4 PLC	±	-
ANGLES	±	-

FINISH

-

DWN  
E.C. CLAYBAUGH  
16/JUN/11

CHK  
P. BECKER  
13/JUL/11

APVD  
P. BECKER  
01/AUG/11

PRODUCT SPEC

APPLICATION SPEC

WEIGHT

-

CUSTOMER DRAWING

TE Connectivity

NAME  
CABLE ASSEMBLY, NECTOR, HV-4, OUTLET TO PLUG

SIZE  
A2

CAGE CODE  
00779

DRAWING NO  
C-2181191

RESTRICTED TO

-

SCALE  
N.T.S.

SHEET  
1 of 1

REV  
A

# Mouser Electronics

Authorized Distributor

Click to View Pricing, Inventory, Delivery & Lifecycle Information:

[TE Connectivity:](#)

[2181191-5](#)