



Integrated Device Technology

# Tsi721 PCIe2 to S-RIO2 Protocol Conversion Bridge

POWER MANAGEMENT | ANALOG & RF | INTERFACE & CONNECTIVITY | CLOCKS & TIMING | MEMORY & LOGIC | TOUCH & USER INTERFACE | VIDEO & DISPLAY | AUDIO

## FEATURES

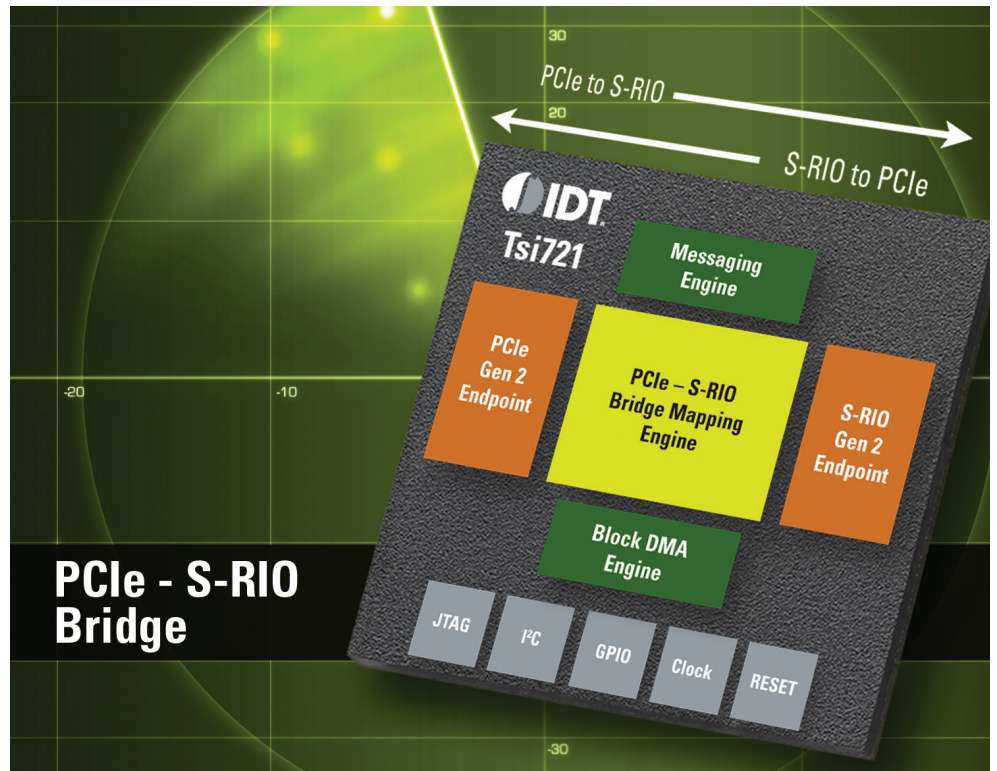
- x4 PCIe V2.1 to x4 S-RIO V2.1
- Single port: x4, x2 or x1 support
- 1.25, 2.5, 3.125 and 5 Gbaud support
- 8 DMA and Messaging channels/engines each capable of supporting full 20 Gbaud I/O
- 8Kbyte packet buffering per DMA and Messaging Channel
- 20 Gaud line rate performance for 64 byte or larger packets, max TLP payload 256 bytes, max block DMA 64 Mbyte
- PCI Express non-transparent bridging for transaction mapping
- Lane reversal
- Automatic Polarity inversion for PCI Express
- Typical power 2W
- Reach Support: 60 cm over 2 connectors
- 100, 125, 156.25 MHz S-RIO and PCIe Endpoint compatible clocking options
- JTAG 1149.1 and 1149.6
- 13x13 mm FCBGA
- Industrial and Commercial options

## BENEFITS

- Use RapidIO's peer to peer networking performance with PCIe enabled microprocessors and Network Processors
- Design Heterogeneous systems with RapidIO and PCI Express
- Execute large block data transfers without processor involvement for real time signal processing tasks
- No in house NRE required to develop bridging solutions with FPGA or ASIC
- Save on FPGA development, board space and power with Tsi721 solution
- Superior cost and form factor to Ethernet and Infiniband NICs
- Use a mix of RapidIO and PCIe based payload processing cards in the same chassis
- Map Block DMA transfers to RapidIO messages with dedicated DMA engine per messaging channel, ideal in highly data intensive signal processing applications
- Superior and deterministic performance and latency in embedded peer to peer networks compared to Ethernet and Infiniband solutions
- Provides Server Network Interface Controller Functionality

## TARGET APPLICATIONS

- Defense & Aerospace: Radar, sonar and navigations systems
- Server and High Performance Computing
- Medical Imaging: CT Scanners, MRIs
- Video: Teleconferencing and Head End
- Wireless: Design Baseband Cards with PCIe enabled MAC/Control processor with S-RIO DSPs, S-RIO FPGA and S-RIO backplane



## PCIe - S-RIO Bridge

IDT is the industry's leading supplier of RapidIO® and PCI Express® Interconnect solutions, providing a broad portfolio of switches, bridges, IP and development platforms for defense, aerospace, video, imaging and wireless markets. The Tsi721 is IDT's solution for hardware based PCIe Gen 2 to RapidIO Gen 2 protocol conversion in a bridging device

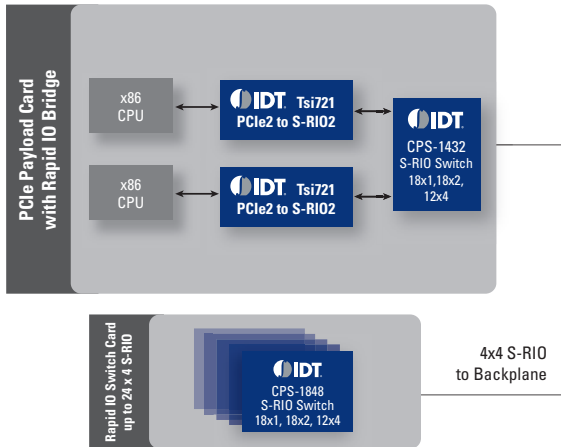
## Tsi721 Device Overview

The Tsi721 converts from PCIe to RapidIO and vice versa and provides full line rate bridging at 20 Gbaud. Using the Tsi721 designers can develop heterogeneous systems that leverage the peer to peer networking performance of RapidIO while at the same time using multiprocessor clusters that may only be PCIe enabled. Using the Tsi721, applications that require large amounts of data transferred efficiently without processor involvement can be executed using the full line rate block DMA+Messaging engines of the Tsi721.

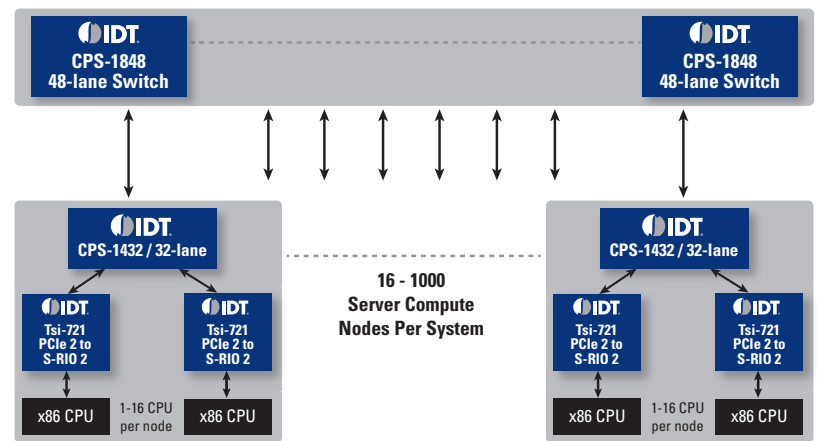
## Protocol Conversion and Bridging Functionality

Key to the Tsi721 is the hardware bridging functionality that converts and maps PCIe transactions to RapidIO. The Tsi721 supports PCIe non transparent bridging for transaction mapping. The Tsi721 has both RapidIO and PCIe endpoints embedded in the bridge. With respect to bridging large data transfers, each of the DMA/Messaging channels can buffer up to 8K byte PCIe block DMA transfers on the PCIe side and messages totaling 32 256 byte packets on the RapidIO side. This is all achieved in a significantly smaller form factor when compared to alternative implementations in FPGAs or Ethernet/Infiniband NIC devices.

## Defense/Aerospace Application



## Server



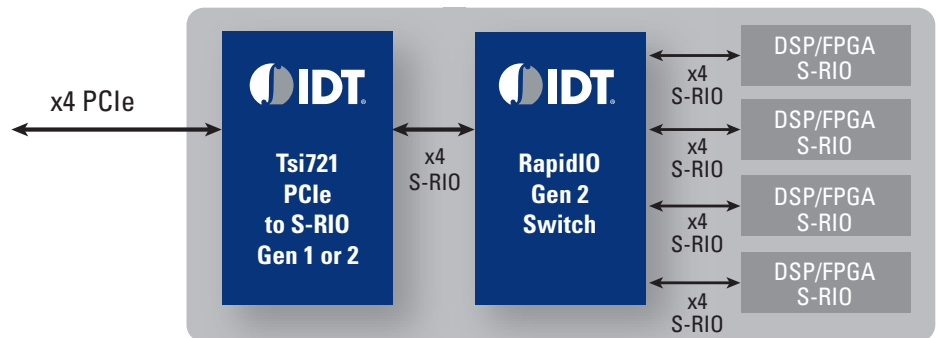
### PCI EXPRESS FEATURES

- Max-Packet-Size 128Byte or 256Byte
- Max Read Request Size 4KByte
- Up to 32 simultaneous transactions
- 12K input, output buffers
- Store and forward from PCIe to RapidIO
- Support for End-to-End CRC (ECRC)
- Support for MSI-X with 70 vectors
- Support for legacy INTx/MSI
- Support for 32b and 64b addressing
- Support for Internal Error Reporting (IER) and Advanced Error Reporting (AER)
- PCIe spec compliant power management
- Boot from PCIe enabled processor or EEPROM

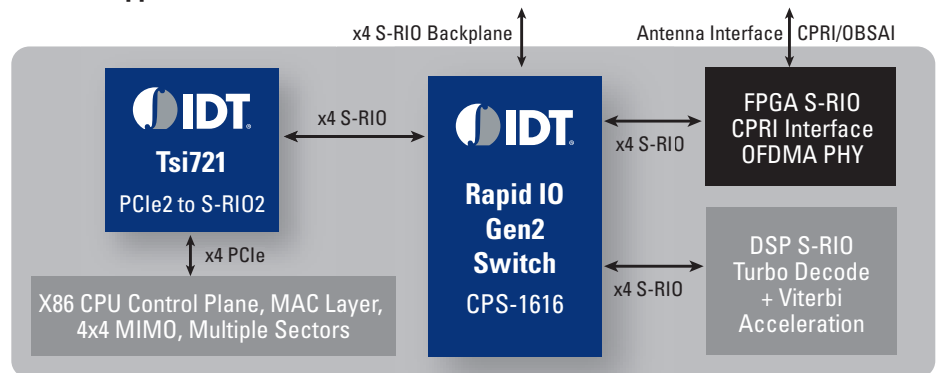
### SERIAL RAPIDIO FEATURES

- Line rate performance with 64Byte and larger S-RIO packets with up to 256 outstanding transactions
- 8KB S-RIO ingress buffer (256x32 byte)
- Support for 34b, 50b, 66b addressing
- Support for 8b, 16b S-RIO Transport ids
- Support for 8 levels of priority using 4 S-RIO standard priorities plus CRF bit
- S-RIO messaging (type11) implemented with 4KB max message
- Store and Forward RapidIO to PCIe
- Support for following SRIO transaction types:
  - NRead, SWrite, NWrite, NWrite\_R
  - Port Write
  - Doorbell
  - Maintenance Read, Maintenance Write
  - Message
- Access to all Tsi721 registers via SRIO maintenance transactions
- Hot Insertion/Extraction Support

## Imaging/Video Application



## Wireless Application



DISCLAIMER Integrated Device Technology, Inc. (IDT) and its subsidiaries reserve the right to modify the products and/or specifications described herein at any time and at IDT's sole discretion. All information in this document, including descriptions of product features and performance, is subject to change without notice. Performance specifications and the operating parameters of the described products are determined in the independent state and are not guaranteed to perform the same way when installed in customer products. The information contained herein is provided without representation or warranty of any kind, whether express or implied, including, but not limited to, the suitability of IDT's products for any particular purpose, an implied warranty of merchantability, or non-infringement of the intellectual property rights of others. This document is presented only as a guide and does not convey any license under intellectual property rights of IDT or any third parties. IDT's products are not intended for use in life support systems or similar devices where the failure or malfunction of an IDT product can be reasonably expected to significantly affect the health or safety of users. Anyone using an IDT product in such a manner does so at their own risk, absent an express, written agreement by IDT.

Integrated Device Technology, IDT and the IDT logo are registered trademarks of IDT. Other trademarks and service marks used herein, including protected names, logos and designs, are the property of IDT or their respective third party owners. © Copyright 2010. All rights reserved.

# Mouser Electronics

Authorized Distributor

Click to View Pricing, Inventory, Delivery & Lifecycle Information:

[IDT \(Integrated Device Technology\):](#)

[TSI721A1-16GCL](#) [TSI721-16GCLY](#) [TSI721-16GILY](#) [TSI721-16GIL](#)