

4

3

2

1

THIS DRAWING IS UNPUBLISHED.

RELEASED FOR PUBLICATION

© COPYRIGHT

ALL RIGHTS RESERVED.

LOC

DIST

REVISIONS

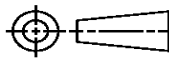
P	LTR	DESCRIPTION	DATE	DWN	APVD
	A2	ECR-14-001894	13FEB2014	GK	HMR

REPLACED BY OCEAN STYLE APPLICATOR PART  
NUMBER 2151457-1


FOR REPLACEMENT PARTS FOR APPLICATOR 1855187  
REFER TO ADDITIONAL PAGE(S). SPARE PARTS KIT (IF LISTED)  
WILL REMAIN AVAILABLE.

THE REPLACEMENT OCEAN STYLE APPLICATOR HAS THE  
SAME TERMINATOR/PRESS INTERFACE AS APPLICATOR  
1855187

THIS DRAWING IS A CONTROLLED DOCUMENT.		DWN	GOPALAKRISHNA HV		
		CHK	RAGHAVENDRA		
		APVD	RAGHAVENDRA		
		PRODUCT SPEC			
		APPLICATION SPEC			
		WEIGHT			
		CUSTOMER DRAWING			SCALE
		SHEET 1 OF 2			REV A2

DIMENSIONS:		TOLERANCES UNLESS OTHERWISE SPECIFIED:	
		0 PLC	±
		1 PLC	±
		2 PLC	±
		3 PLC	±
		4 PLC	±
		ANGLES	±
MATERIAL		FINISH	

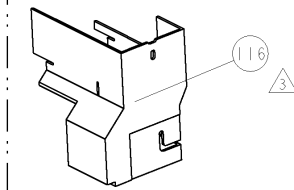
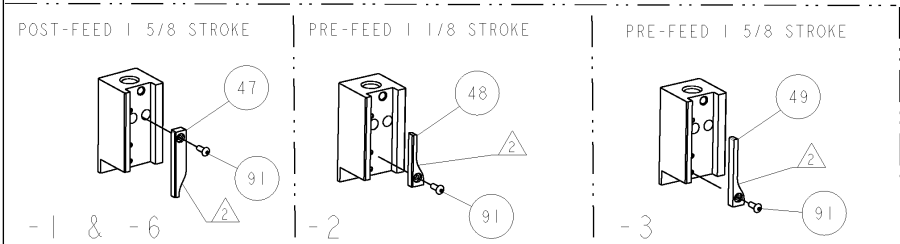
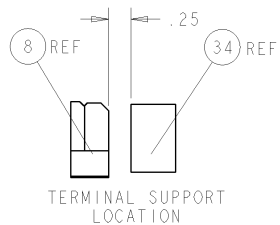
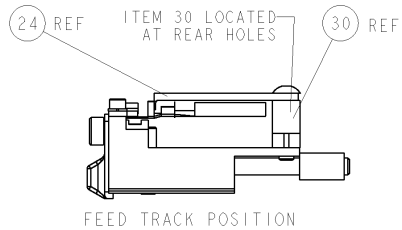
NAME		FINE ADJUST SIDE FEED HDM APPLICATOR	
SIZE	CAGE CODE	DRAWING NO	RESTRICTED TO
A3		©- 1855187	

 TE Connectivity

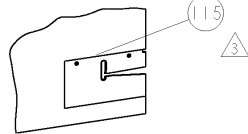
THIS DRAWING IS UNPUBLISHED.			RELEASED FOR PUBLICATION			20	
COPYRIGHT 22			BY TYCO ELECTRONICS CORPORATION, ALL RIGHTS RESERVED.				
PART NUMBER	REV	FIRST USED	POWER UNIT	FEED TYPE	DESCRIPTION		
1855187-1	A	122500-1	LEADMAKER	POST FEED	CUTS CARRIER		
1855187-2	A	565435-5	BENCH MODEL K	PRE FEED	CUTS CARRIER		
1855187-3	A	354500-1	BENCH MODEL G	PRE FEED	CUTS CARRIER		
1855187-6	A	122500-1	LEADMAKER	POST FEED	CONTINUOUS CARRIER		
7-1855187-7	A	-	-	-	SPARE PARTS		

- △ RECOMMENDED SPARE PARTS  
△ GREASE LIGHTLY  
△ GUARD MUST BE IN PLACE WHEN OPERATING APPLICATOR IN A BENCH MACHINE  
4 APPLY TORO-SEAL IN ALLEN SOCKET TO FILL HOLE AFTER FLAT HD HAS BEEN ADJUSTED TO CORRECT HEIGHT AT QUALIFICATION. APPLY PN 1-23419-5 LOC-TITE TO THREADS.  
5 WIRE SIZE NOT RECOMMENDED BY PACKARD FOR THIS TERMINAL.

**\* WARNING**  
ON INSTALLATION, SET WIRE DISC TO LARGEST WIRE SIZE SETTING. USE OF SETTINGS BELOW MIN. REQUIRED CRIMP HEIGHT SETTING WILL CAUSE DAMAGE TO CRIMP TOOLING.

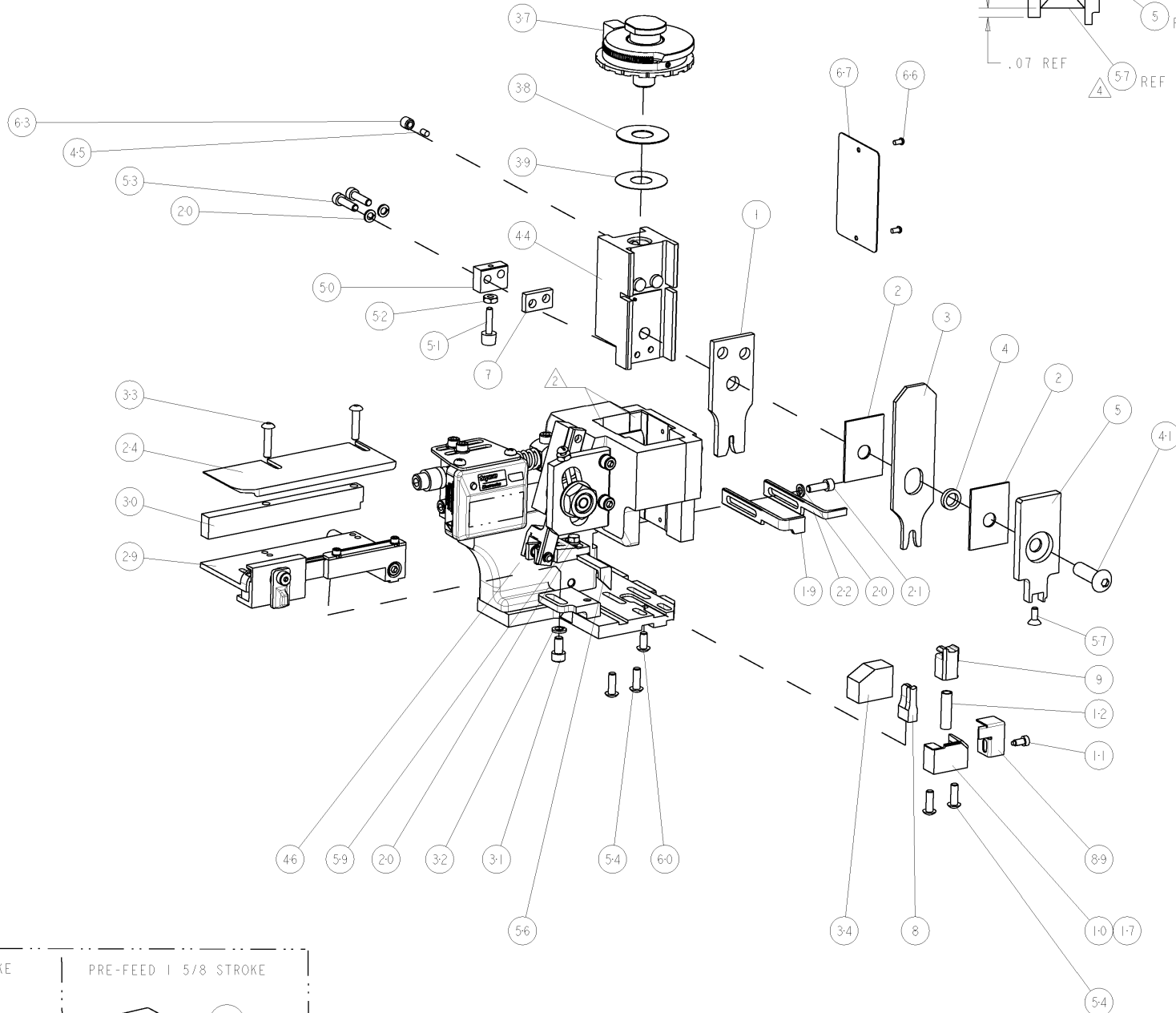
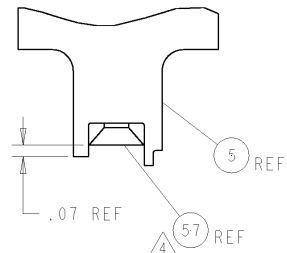
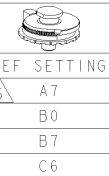


AMP-O-LECTRIC TERM GUARD



G TERMINATOR GUARD

TERMINAL NAME: PIN CONTACT		PACKARD TERMINAL - PACKARD CRIMP SPECS			
TYCO PN	PACKARD PN	CRIMP HEIGHT		WIRE SIZE	REF SETTING
286755-1	12048159	1.45±0.05mm [ .057±.002 ]		16AWG or 1.25mm2	A7
-	-	1.40±0.05mm [ .055±.002 ]		1mm2	B0
-	-	1.30±0.05mm [ .051±.002 ]		18AWG or 0.8mm2	B7
-	-	1.20±0.05mm [ .047±.002 ]		0.5mm2	C6
TYCO SEAL PN.	MFR SEAL PN	CRIMP	SIZE	TYPE	RANGE
1572716-1	12010293	WIRE	2.41mm [ .095 ]	F	1.25mm-0.5mm
1572757-1	12015323	INSUL	4.39mm [ .173 ]	O	Ø2mm-3.12mm
WIRE STRIP LENGTH 5.20-6mm	TERM APPL SPEC NONE	FEED 15.88mm	APPLICATOR INSTRUCTIONS 408-8040		SET UP GAGE 458637-1



# Mouser Electronics

Authorized Distributor

Click to View Pricing, Inventory, Delivery & Lifecycle Information:

[TE Connectivity:](#)

[1855187-1](#)