


## Flat MINI COMBICON Spring Cage Plugs FMC 1,5/... without and with Self-Locking Flanges or Screw Flanges with a 3.5 mm Pitch

---

The slim FMC 1,5/... plugs allow the users to further miniaturize their modules, while at the same time increasing the packing density on the PCB. The compact spring cage plug with a pitch of 3.5 mm is a mere 7.5 mm tall. Despite this low constructional height, MINI COMBICON has the usual connection space for conductor cross sections up to 1.5 mm<sup>2</sup>. The plugs are available with 2 to 20 positions, optionally also with lateral screw or self-locking flange.



### COMBICON Select

The COMBICON search engine with CAD downloading




COMBICON Select – the printed circuit board connection software supports your workflow from the PCB and housing layout to the ordering process with:

- Systematic and fast selection of products
- Universal Internet aided engineering with extensive CAD downloading
- Easy-to-use e-shopping functions

<http://select.phoenixcontact.com>

# FMC 1,5/...-ST-3,5

## 3.5 mm Pitch



**Note:**

COMBICON plug connectors may only be actuated in the no-load condition. If smaller loads need to be switched for operational reasons, experimental values are available on request.

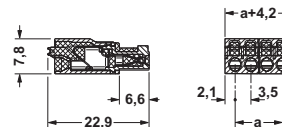
Description	No. of pos.	Dim. a [mm]	Type	Order No.	Pcs./Pkt.
<b>Plugs,</b> 3.5 mm pitch, color: green,	2	3.5	FMC 1,5/2-ST-3,5	19 52 26 7	50
	3	7	FMC 1,5/3-ST-3,5	19 52 27 0	
	4	10.5	FMC 1,5/4-ST-3,5	19 52 28 3	
	5	14	FMC 1,5/5-ST-3,5	19 52 29 6	
	6	17.5	FMC 1,5/6-ST-3,5	19 52 30 6	
	7	21	FMC 1,5/7-ST-3,5	19 52 31 9	
	8	24.5	FMC 1,5/8-ST-3,5	19 52 32 2	
	9	28	FMC 1,5/9-ST-3,5	19 52 33 5	
	10	31.5	FMC 1,5/10-ST-3,5	19 52 34 8	
	11	35	FMC 1,5/11-ST-3,5	19 52 35 1	
	12	38.5	FMC 1,5/12-ST-3,5	19 52 36 4	
	13	42	FMC 1,5/13-ST-3,5	19 52 37 7	
	14	45.5	FMC 1,5/14-ST-3,5	19 52 38 0	
	15	49	FMC 1,5/15-ST-3,5	19 52 39 3	
	16	52.5	FMC 1,5/16-ST-3,5	19 52 40 3	
	17	56	FMC 1,5/17-ST-3,5	19 52 41 6	
	18	59.5	FMC 1,5/18-ST-3,5	19 52 42 9	
	19	63	FMC 1,5/19-ST-3,5	19 52 43 2	
	20	66.5	FMC 1,5/20-ST-3,5	19 52 44 5	

(1) **Marker card**, with 14 pcs.  
10-section marker strips, white,  
self-adhesive, for 140 terminal blocks

**SK 3,5/2,8**  
(see COMBICON catalog)


**Technical data**

Dimensions				
Pitch		[mm]	see description	
			3.5	
<b>Technical data in accordance with IEC/ DIN VDE</b>				
Insulating material group		—	I	
Surge voltage category / contamination class		—/—	III / 3	III / 2
Rated voltage		[V]	160	200
Rated surge voltage		[kV]	2.5	2.5
Nominal current / cross section		[A]/[mm <sup>2</sup> ]		6 / 1.5
Maximum load current / cross section		[A]/[mm <sup>2</sup> ]		6 / 1.5
<b>Connection capacity</b>				
Solid / stranded / conductor sizes		[mm <sup>2</sup> ]/[mm <sup>2</sup> ]/AWG	0.2 - 1.5 / 0.2 - 1.5 / 24 - 16	
Stranded with ferrule without / with plastic sleeve		[mm <sup>2</sup> ]	0.2 - 1.5 / 0.2 - 0.75	
<b>Multiple connection (2 conductors with same cross section)</b>				
Stranded with TWIN ferrule with plastic sleeve		[mm <sup>2</sup> ]	—	
<b>Stripping length</b>		[mm]	10	
<b>Internal cylindrical gauge (IEC 60 947-1)</b>		—	A 1	
<b>Insulating material</b>			PA	
Inflamability class in acc. with UL 94			V0	
<b>Approval data (UL/CUL and CSA)</b>				
Nominal voltage / current / conductor sizes		UL/CUL:[V]/[A]/AWG CSA:[V]/[A]/AWG	applied for	
			—	



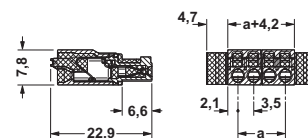
# FMC 1,5/...-ST-3,5-RF

## 3.5 mm Pitch




**Note:**  
COMBICON plug connectors may only be actuated in the no-load condition. If smaller loads need to be switched for operational reasons, experimental values are available on request.

Description	No. of pos.	Dim. a [mm]	Type	Order No.	Pcs./Pkt.
<b>Plugs with self-locking flange, 3.5 mm pitch, color: green,</b>	2	3.5	FMC 1,5/2-ST-3,5-RF	19 52 02 1	50
	3	7	FMC 1,5/3-ST-3,5-RF	19 52 03 4	
	4	10.5	FMC 1,5/4-ST-3,5-RF	19 52 04 7	
	5	14	FMC 1,5/5-ST-3,5-RF	19 52 05 0	
	6	17.5	FMC 1,5/6-ST-3,5-RF	19 52 06 3	
	7	21	FMC 1,5/7-ST-3,5-RF	19 52 07 6	
	8	24.5	FMC 1,5/8-ST-3,5-RF	19 52 08 9	
	9	28	FMC 1,5/9-ST-3,5-RF	19 52 09 2	
	10	31.5	FMC 1,5/10-ST-3,5-RF	19 52 10 2	
	11	35	FMC 1,5/11-ST-3,5-RF	19 52 11 5	
	12	38.5	FMC 1,5/12-ST-3,5-RF	19 52 12 8	
	13	42	FMC 1,5/13-ST-3,5-RF	19 52 13 1	
	14	45.5	FMC 1,5/14-ST-3,5-RF	19 52 14 4	
	15	49	FMC 1,5/15-ST-3,5-RF	19 52 15 7	
	16	52.5	FMC 1,5/16-ST-3,5-RF	19 52 16 0	
	17	56	FMC 1,5/17-ST-3,5-RF	19 52 17 3	
	18	59.5	FMC 1,5/18-ST-3,5-RF	19 52 18 6	
	19	63	FMC 1,5/19-ST-3,5-RF	19 52 19 9	
	20	66.5	FMC 1,5/20-ST-3,5-RF	19 52 20 9	
	(1) <b>Marker card</b> , with 14 pcs. 10-section marker strips, white, self-adhesive, for 140 terminal blocks			SK 3,5/2,8 (see COMBICON catalog)	
<b>Technical data</b>			see description		
Dimensions			3.5		
Pitch [mm]			3.5		
<b>Technical data in accordance</b>					
Insulating material group			I		
Surge voltage category / contamination class			III / 3 III / 2 II / 2		
Rated voltage [V]			160 200 400		
Rated surge voltage [kV]			2.5 2.5 2.5		
Nominal current / cross section [A]/[mm <sup>2</sup> ]			6 / 1.5		
Maximum load current / cross section [A]/[mm <sup>2</sup> ]			6 / 1.5		
<b>Connection capacity</b>					
Solid / stranded / conductor sizes [mm <sup>2</sup> ]/[mm <sup>2</sup> ]/AWG			0.2 - 1.5 / 0.2 - 1.5 / 24 - 16		
Stranded with ferrule without / with plastic sleeve [mm <sup>2</sup> ]			0.2 - 1.5 / 0.2 - 0.75		
<b>Multiple connection (2 conductors with same cross section)</b>			—		
Stranded with TWIN ferrule with plastic sleeve [mm <sup>2</sup> ]			—		
<b>Stripping length</b> [mm]			10		
<b>Internal cylindrical gauge (IEC 60 947-1)</b>			A1		
<b>Insulating material</b>			PA		
Inflammability class in acc. with UL 94			V0		
<b>Approval data (UL/CUL and CSA)</b>					
Nominal voltage / current / conductor sizes UL/CUL:[V]/[A]/AWG CSA:[V]/[A]/AWG			applied for —		



# FMC 1,5/...-STF-3,5

## 3.5 mm Pitch



**Note:**  
COMBICON plug connectors may only be actuated in the no-load condition. If smaller loads need to be switched for operational reasons, experimental values are available on request.

Description	No. of pos.	Dim. a [mm]	Type	Order No.	Pcs./Pkt.
<b>Plugs with screw flange, 3.5 mm pitch, color: green,</b>	2	3.5	FMC 1,5/2-STF-3,5	19 66 09 1	50
	3	7	FMC 1,5/3-STF-3,5	19 66 10 1	
	4	10.5	FMC 1,5/4-STF-3,5	19 66 11 4	
	5	14	FMC 1,5/5-STF-3,5	19 66 12 7	
	6	17.5	FMC 1,5/6-STF-3,5	19 66 13 0	
	7	21	FMC 1,5/7-STF-3,5	19 66 14 3	
	8	24.5	FMC 1,5/8-STF-3,5	19 66 15 6	
	9	28	FMC 1,5/9-STF-3,5	19 66 16 9	
	10	31.5	FMC 1,5/10-STF-3,5	19 66 17 2	
	11	35	FMC 1,5/11-STF-3,5	19 66 18 5	
	12	38.5	FMC 1,5/12-STF-3,5	19 66 19 8	
	13	42	FMC 1,5/13-STF-3,5	19 66 20 8	
	14	45.5	FMC 1,5/14-STF-3,5	19 66 21 1	
	15	49	FMC 1,5/15-STF-3,5	19 66 22 4	
	16	52.5	FMC 1,5/16-STF-3,5	19 66 23 7	
	17	56	FMC 1,5/17-STF-3,5	19 66 24 0	
	18	59.5	FMC 1,5/18-STF-3,5	19 66 25 3	
	19	63	FMC 1,5/19-STF-3,5	19 66 26 6	
	20	66.5	FMC 1,5/20-STF-3,5	19 66 27 9	

(1) **Marker card**, with 14 pcs.  
10-section marker strips, white, self-adhesive, for 140 terminal blocks

### Technical data

Dimensions				
Pitch		[mm]		
<b>Technical data in accordance with IEC/ DIN VDE</b>				
Insulating material group				-
Surge voltage category / contamination class				-/-
Rated voltage		[V]		160
Rated surge voltage		[kV]		2.5
Nominal current / cross section		[A]/[mm <sup>2</sup> ]		6 / 1.5
Maximum load current / cross section		[A]/[mm <sup>2</sup> ]		6 / 1.5
<b>Connection capacity</b>				
Solid / stranded / conductor sizes		[mm <sup>2</sup> ]/[mm <sup>2</sup> ]/AWG		0.2 - 1.5 / 0.2 - 1.5 / 24 - 16
Stranded with ferrule without / with plastic sleeve		[mm <sup>2</sup> ]		0.2 - 1.5 / 0.2 - 0.75
<b>Multiple connection (2 conductors with same cross section)</b>				
Stranded with TWIN ferrule with plastic sleeve		[mm <sup>2</sup> ]		—
<b>Stripping length</b>		[mm]		10
<b>Internal cylindrical gauge (IEC 60 947-1)</b>				A1
<b>Insulating material</b>				PA
Inflammability class in acc. with UL 94				V0
<b>Approval data (UL/CUL and CSA)</b>				
Nominal voltage / current / conductor sizes		UL/CUL:[V]/[A]/AWG		applied for
		CSA:[V]/[A]/AWG		—

### SK 3,5/2,8

(see COMBICON catalog)

see description

3.5

	I		
III / 3	III / 2	II / 2	
160	200	400	
2.5	2.5	2.5	
	6 / 1.5		
	6 / 1.5		

0.2 - 1.5 / 0.2 - 1.5 / 24 - 16  
0.2 - 1.5 / 0.2 - 0.75

10

A1

PA

V0

applied for

