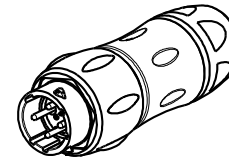


MATERIAL :
 Inset: Polyamid UL94 V0
 Shell : Polyamid UL94 V-0
 Seal gasket : Sealing IP68/69K : Silicone
 O'ring : Nitril

PERFORMANCE CHARACTERISTICS :
 Operating temperature: -40°C up to 105°C
 Insulation resistance: 5000 MΩmin
 Contact resistance: < 3 mΩ
 Test potential: 2000 Vrms for #16 layout
 Corrosion salt spray: 500 hours
 Durability: 250 matings and unmatings
 Sealing in mated conditions:
 -IP68 1 bar during 1 week : immersion under 10 m of water.
 (IEC 60529)
 -IP69K : exposure to high pressure water of cleaning
 equipment(DIN 40050)

NOTES :
 -1-Colored ring to be order separately refer to customer drawing
 C005-UTSI-A
 -2-Insert arrangements : refer to : C007-UTSI-A(Male insulator)

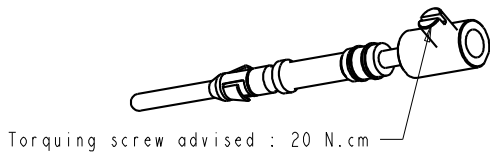
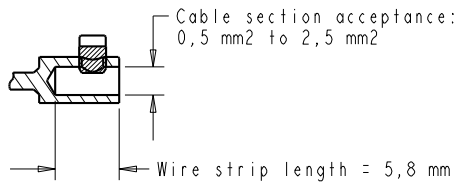


SHELL SIZE	LAYOUT	ØA±0.15	ØB±0.2	L MINI	E Max Male	HEXAGON D	CAPACITY C	
							STANDARD	REDUCING
12	4	19.00	29.70	74	21.5	24	5 / 12	3 / 9
14	7	22.20	34.60	78.5	26.5	26	7 / 14	5 / 12

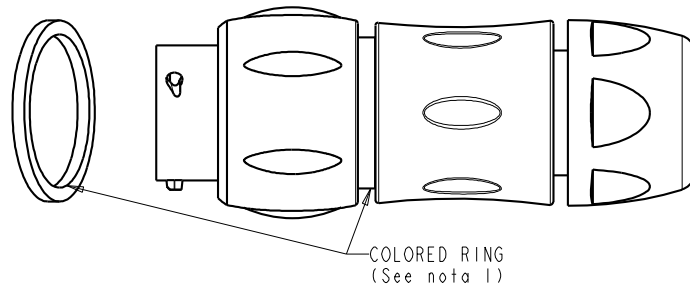
UTSI **JC** **X** **X** **SCR**

Receptacle UTSI
 Shell size : 12/14
 Insert arrangement (See nota 2)
 P = Male contact
 SCR = Screw termination

DETAIL SCREW CONTACT



OPTIONAL PART



CUSTOMER DRAWING

b	26/10/09	ISS	DATE	26/10/09	20772
Torque screw advised modification		Latest modification - by: RAGAINÉ M.		MOD N°	
Designed by: RAGAINÉ M.		Date: 23/04/07		CUSTOMER DRAWING	
TITLE IN-LINE CONNECTOR UTS CONNECTOR					
Scale	3.000	General linear tolerances ±0.2		NPRDS / PROJECT UTSI	
SOURIAU Cable Connection Technology		WWW.SOURIAU.COM		This document is the property of SOURIAU It must not be reproduced or distributed without SOURIAU CONTROL	
FORMAT	A2	SOURIAU DRG N° CO19-UTSI-B		SHEET 1 / 1	