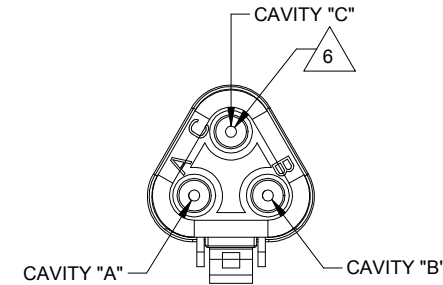
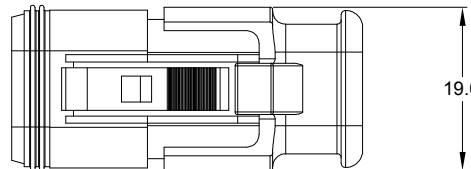
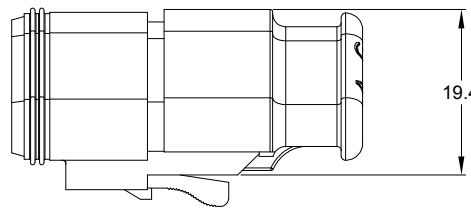
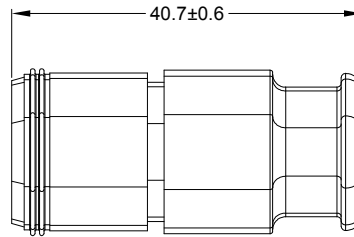
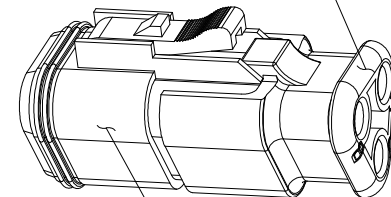


REVISIONS					
REV	ECO	DESCRIPTION	DATE	BY	APPR
A3	-	RELEASE NEW DWG FORMAT	11DEC13	DRP	
A4	C0540S	UPDATE DIMENSIONS	22JUL16	JONY	TOMMY
A5	-	ADD COLOR OPTION	23NOV20	LOUIE	TOMMY

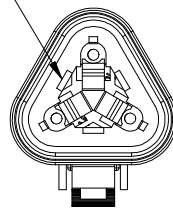


STRAIN RELIEF END CAP -  
BLACK - ALL CONNECTORS



REFER TO PART NUMBER CHART FOR  
AVAILABLE CONNECTOR COLORS

REQUIRES CONTACT  
RETENTION WEDGE AW3S



NOTES: UNLESS OTHERWISE SPECIFIED

- MATERIAL:  
HOUSING: THERMOPLASTIC  
SEAL: SILICONE RUBBER
- MODIFICATIONS: STRAIN RELIEF END CAP
- SPECIFICATIONS:
  - CURRENT RATING: 13 AMPS
  - OPERATING TEMPERATURE: -55°C TO +125°C
  - DIELECTRIC WITHSTANDING VOLTAGE: LESS THAN 2 MILLIAMPS CURRENT LEAKAGE @ 1500 VOLTS AC.
  - INSULATION RESISTANCE: 1000 MEGOHMS MIN @ 25°C.
  - MOISTURE RESISTANCE:  
IP68(1M OF WATER FOR A PERIOD OF 24 HOURS, MATED CONDITION)  
IP69K(MATED CONDITION)
  - MATING CYCLE DURABILITY: 100 CYCLES
  - RoHS COMPLIANT

- MATING PART: AT04-3P\* RECEPTACLE  
(\* = MODIFICATIONS AND COLORS)
- ALL DIMENSIONS ARE FOR REFERENCE USE ONLY.

△ CONTACT SIZE AND REAR SEAL WIRE RANGE:

CONTACT SIZE	MIN. INSUL O.D.	MAX. INSUL O.D.	TYPICAL WIRE RANGE
16	2.24 mm (.088 in)	3.68 mm (.145 in)	14 - 20 AWG (2.0-0.5mm <sup>2</sup> )

PART NUMBER CHART	
COLOR	PART NUMBER
GREY	AT06-3S-SR01GRY
BLACK	AT06-3S-SR01BLK
BLUE	AT06-3S-SR01BLU
BROWN	AT06-3S-SR01BRN
GREEN	AT06-3S-SR01GRN
RED	AT06-3S-SR01RED
WHITE	AT06-3S-SR01WHT
YELLOW	AT06-3S-SR01YEL
ORANGE	AT06-3S-SR01ORG

SEE PART NUMBER CHART		PART NUMBER		DESCRIPTION		ITEM
<b>QUANTITY</b>						
<b>MATERIALS LIST</b>						
UNLESS OTHERWISE SPECIFIED 1) All dimensions are in metric(mm). 2) Tolerances are as follows: 1 PL DEC ±0.30 2 PL DEC ±0.18 3 PL DEC ±0.08 3) Note reference = △			SIGNATURES		DATE	
			DRAWN: LOUIE		23NOV20	
			CHECKED: ORION		24NOV20	
			ENGINEER:			
			APPROVAL: TOMMY		25NOV20	
MATERIAL SPECIFICATIONS:			CUSTOMER:			
PROCESS SPECIFICATIONS:			THIS DRAWING IS SUPPLIED FOR INFORMATION ONLY. DESIGN FEATURES, SPECIFICATIONS AND PERFORMANCE DATA SHOWN HEREON ARE THE PROPERTY OF THE AMPHENOL CORPORATION. NO RIGHTS OF REPRODUCTION ARE IMPLIED. ALL DIMENSIONS ARE SUBJECT TO NORMAL MANUFACTURING VARIATIONS.			
NEXT ASSY:			SCALE: NONE		SHEET 1 OF 1	
SIZE		TYPE		DWG NO:		REVISION
B		C-		AT06-3S-SR01XXX		A5

TITLE: PLUG, 3 SOCKET, AT SERIES, STRAIN RELIEF END CAP  
DWG NO: AT06-3S-SR01XXX  
REV: A5  
SH: 1  
OF: 1