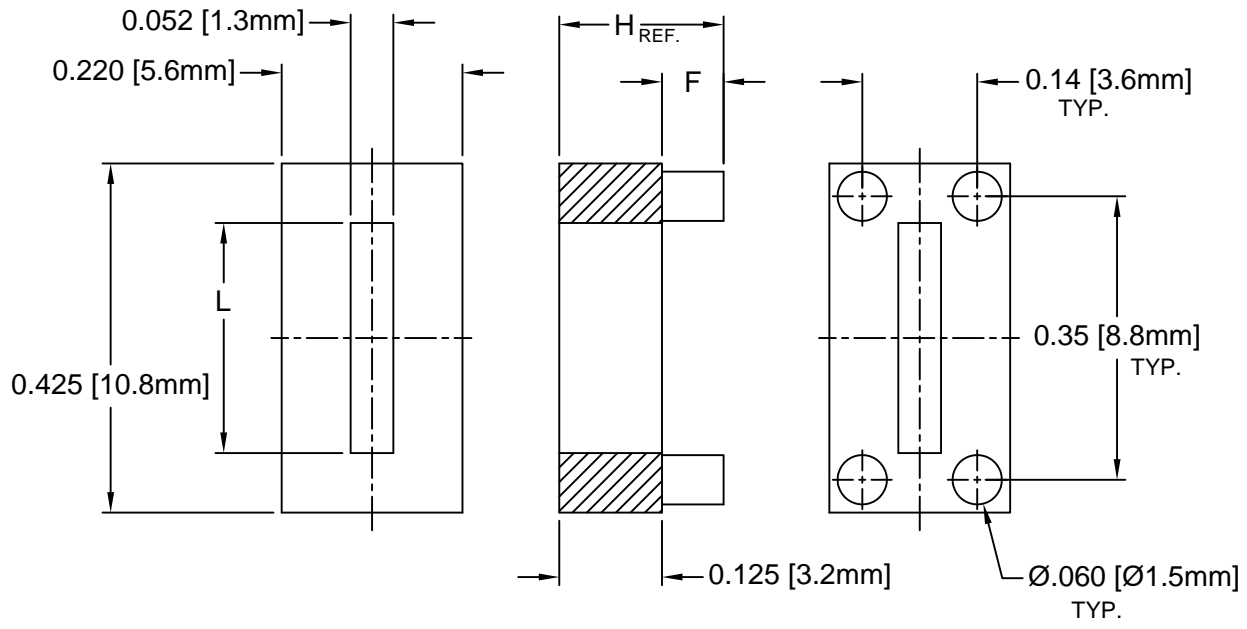

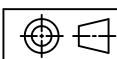


REV.	DESCRIPTION	DATE	APPROVED
A	Engineering Update w/o Changes	02/23/04	M. C.
B	Added 425-150	10/18/05	M. C.
C	Dimension Correction	10/25/05	M. C.
D	425-150 Material Color Update	01/31/06	M. C.
E	Removed Material Code	05/22/16	J. C.



PART NO.	H	F	L	MATERIAL
423-125	.125 (3.2)	.000	.255 (6.5)	A
423-150	.150 (3.8)	.025 (.64)		
423-175	.175 (4.4)	.050 (1.3)		
423-200	.200 (5.1)	.075 (1.9)		
424-125	.125 (3.2)	.000	.280 (7.1)	B
424-150	.150 (3.8)	.025 (.64)		
424-175	.175 (4.4)	.050 (1.3)		
424-200	.200 (5.1)	.075 (1.9)		
425-150	.150 (3.8)	.025 (.64)	.315 (8.0)	A

3. MATERIAL B: NYLON 6/6, 94V-2, WHITE.
2. MATERIAL A: NYLON 6/6, 94V-2, BLACK.
1. GENERAL SPECIFICATIONS: BIVAR MOLDED COMPONENT SPECIFICATION BV00-E101.

STANDARD TOLERANCE (UNLESS OTHERWISE SPECIFIED)		 4 THOMAS, IRVINE, CA. 92618 TEL: (949) 951-8808 FAX: (949) 951-3974		
DECIMALS	ANGULAR			
.X ± .1	X° ± 1°	 TITLE: MOLDED POWER TRANSISTOR MOUNT (TO-202/220)		
.XX ± .01				
.XXX ± .005		DESIGNED: M. Chen	DATE: 03/10/03	PART NO: 423-XXX / 424-XXX / 425-XXX REVISION: E
		CHECKED: D. Green	DATE: 03/10/03	
				CAD GENERATED DOCUMENT. DO NOT MEASURE DRAWING.

Mouser Electronics

Authorized Distributor

Click to View Pricing, Inventory, Delivery & Lifecycle Information:

[BIVAR:](#)

[423-125](#) [423-150](#) [423-175](#) [423-200](#) [424-150](#) [424-200](#) [424-125](#) [424-175](#) [425-150](#)