


URY 12.5mmL Wide Temperature Range



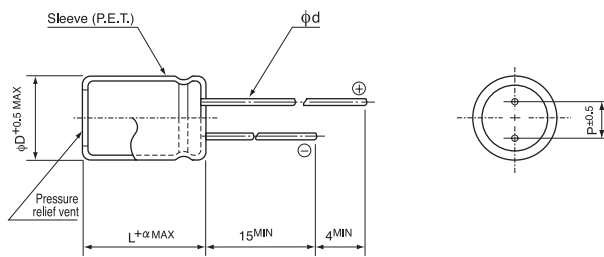
- 12.5mmL height.
- Compliant to the RoHS directive (2011/65/EU).



Specifications

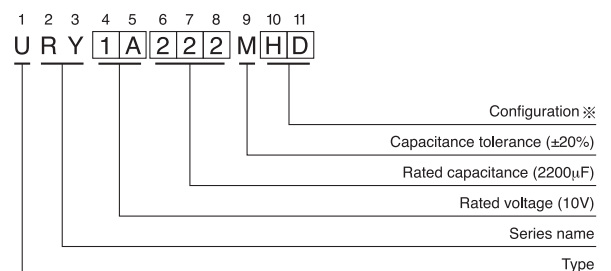
Item	Performance Characteristics	
Category Temperature Range	-55 to +105°C (6.3 to 100V), -40 to +105°C (160 to 400V), -25 to +105°C (450V)	
Rated Voltage Range	6.3 to 450V	
Rated Capacitance Range	6.8 to 4700µF	
Capacitance Tolerance	±20% at 120Hz, 20°C	
Leakage Current	Rated voltage (V)	6.3 to 100
		160 to 450
After 1 minute's application of rated voltage at 20°C, leakage current is not more than 0.03CV or 4 (µA), whichever is greater. After 2 minutes' application of rated voltage at 20°C, leakage current is not more than 0.01CV or 3 (µA), whichever is greater.		
Tangent of loss angle (tan δ)	For capacitance of more than 1000µF, add 0.02 for every increase of 1000µF. Measurement frequency : 120Hz at 20°C	
	Rated voltage (V)	6.3 10 16 25 35 50 63 100 160 to 350 400 to 450
Stability at Low Temperature	tan δ (MAX.)	0.28 0.24 0.20 0.16 0.14 0.12 0.10 0.08 0.20 0.25
	Measurement frequency : 120Hz	
	Rated voltage (V)	6.3 10 16 25 35 to 50 63 to 100 160 to 200 250 to 350 400 450
Endurance	Impedance ratio	Z-25°C / Z+20°C 5 4 3 2 2 2 3 4 6 15
	ZT / Z20 (MAX.)	Z-40°C / Z+20°C 10 8 6 4 3 3 4 8 10 —
Shelf Life	The specifications listed at right shall be met when the capacitors are restored to 20°C after the rated voltage is applied for 2000 hours at 105°C.	
	Capacitance change	Within ±20% of the initial capacitance value
	tan δ	200% or less than the initial specified value
Marking	After storing the capacitors under no load at 105°C for 1000 hours and then performing voltage treatment based on JIS C 5101-4 clause 4.1 at 20°C, they shall meet the specified values for the endurance characteristics listed above.	
	Printed with white color letter on black sleeve.	

Radial Lead Type



		(mm)					
α	(φD < 20)	1.5					
	(φD ≥ 20)	2.0					
φD	12.5	16	18	20	22	25	
P	5.0	7.5	7.5	10.0	10.0	12.5	
φd	0.6	0.8	0.8	1.0	1.0	1.0	

Type numbering system (Example : 10V 2200µF)



※ Configuration	
φ D	Pb-free leadwire Pb-free PET sleeve
12.5 to 18	HD
20 to 25	RD

• Please refer to page 20 about the end seal configuration.

Please refer to page 20, 21, 22 about the formed or taped product spec.
Please refer to page 4 for the minimum order quantity.

● Dimension table in next page.

URY

■ Dimensions

V		6.3		10		16		25		35		50	
Cap.(μF)	Code	0J		1A		1C		1E		1V		1H	
330	331											12.5 × 12.5	450
470	471									12.5 × 12.5	420	20 × 12.5	540
680	681							12.5 × 12.5	500	18 × 12.5	610	25 × 12.5	700
1000	102					12.5 × 12.5	520	18 × 12.5	770	22 × 12.5	810		
2200	222	12.5 × 12.5	580	18 × 12.5	820	25 × 12.5	1000	25 × 12.5	1170				
3300	332	18 × 12.5	730	22 × 12.5	1030								
4700	472	25 × 12.5	1200									Case size φ D × L (mm)	Rated ripple

V		63		100		160		200		250		315	
Cap.(μF)	Code	1J		2A		2C		2D		2E		2F	
10	100											12.5 × 12.5	70
22	220							12.5 × 12.5	110	16 × 12.5	130	16 × 12.5	85
33	330					12.5 × 12.5	130	16 × 12.5	170	18 × 12.5	170	20 × 12.5	120
47	470					16 × 12.5	210	18 × 12.5	230	22 × 12.5	190	25 × 12.5	160
68	680					20 × 12.5	280	25 × 12.5	310				
100	101			12.5 × 12.5	230	25 × 12.5	360						
220	221	12.5 × 12.5	400	22 × 12.5	400								
330	331	18 × 12.5	550										
470	471	22 × 12.5	610										

V		350		400		450	
Cap.(μF)	Code	2V		2G		2W	
6.8	6R8					12.5 × 12.5	38
10	100	16 × 12.5	75	16 × 12.5	65	16 × 12.5	47
22	220	18 × 12.5	90	20 × 12.5	150	25 × 12.5	85
33	330	25 × 12.5	140	25 × 12.5	200		

Rated ripple current (mArms) at 105°C 120Hz

● Frequency coefficient of rated ripple current

V	Cap.(μF)	Frequency	50Hz	120Hz	300Hz	1 kHz	10 kHz or more
6.3 to 100	100 to 680		0.80	1.00	1.23	1.34	1.50
	1000 to 4700		0.85	1.00	1.10	1.13	1.15
160 to 450	6.8 to 100		0.80	1.00	1.25	1.40	1.60

Mouser Electronics

Authorized Distributor

Click to View Pricing, Inventory, Delivery & Lifecycle Information:

Nichicon:

[URY2V330MRD](#) [URY2A101MHD](#) [URY2G220MRD](#) [URY1J471MRD](#) [URY2A101MHR](#) [URY2G330MRD](#)
[URY1C222MRD](#) [URY2D330MHD](#) [URY0J222MHD](#) [URY0J332MHD](#) [URY0J472MRD](#) [URY1A222MHD](#)
[URY1A332MRD](#) [URY1C102MHD](#) [URY1E102MHD](#) [URY1E222MRD](#) [URY1E681MHD](#) [URY1H331MHD](#)
[URY1H471MRD](#) [URY1H681MRD](#) [URY1J221MHD](#) [URY1J331MHD](#) [URY1V102MRD](#) [URY1V471MHD](#)
[URY1V681MHD](#) [URY2C101MRD](#) [URY2C330MHD](#) [URY2C470MHD](#) [URY2C680MRD](#) [URY2D220MHD](#)
[URY2D470MHD](#) [URY2E220MHD](#) [URY2E470MRD](#) [URY2F100MHD](#) [URY2F220MHD](#) [URY2F330MRD](#)
[URY2F470MRD](#) [URY2G100MHD](#) [URY2V100MHD](#) [URY2V220MHD](#) [URY2W100MHD](#) [URY2W220MRD](#)
[URY2W6R8MHD](#) [URY2E330MHD](#) [URY2D680MRD](#) [URY2F100MHD1TO](#) [URY2A221MRD](#) [URY2D220MHD1TO](#)
[URY0J222MHD1TO](#) [URY1H331MHD1TO](#) [URY1E681MHD1TO](#) [URY2A101MHD1TO](#) [URY1C102MHD1TO](#)
[URY1V471MHD1TO](#) [URY1A222MHD1TN](#) [URY2D330MHD1TN](#)