





396 Series, TE5® Time-Lag Fuse



Agency Approvals

Agency	Agency File Number	Ampere Range
	E67006	0.05A - 6.3A
	E67006	0.05A - 6.3A
	JET1896-31007-1005	1A - 5A

Electrical Characteristics

% of Ampere Rating	Opening Time
200%	60 Seconds, Max.

Description

The 396 Series TE5® fuses are time-lag type, 125V rated, and are designed in accordance to UL 248-14.

Features

- Halogen free, Lead-free and RoHS compliant
- Reduced PCB space requirements
- Direct solderable or plug-in versions
- Internationally approved
- Low internal resistance
- Shock safe casing
- Vibration resistant
- Available from 0.05A to 6.3A

Applications

- Battery chargers
- Consumer Electronics
- Power supplies
- Industrial controllers

Additional Information



Datasheet






Resources



Samples

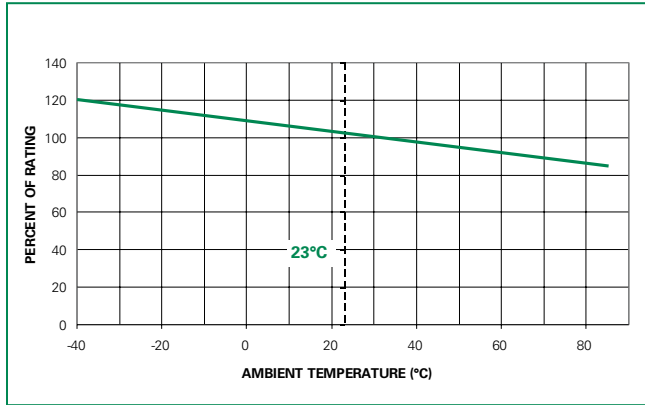
Electrical Characteristics

Amp Code	Rated Current	Voltage Rating	Breaking Capacity	Nominal Cold Resistance (Ohms)	Voltage Drop 1.0xI _N max. (mV)	Power Dissipation 1.0xI _N max. (mW)	Melting Integral 10xI _N max. (A ² s)	Agency Approvals		
										
0050	50mA	125V	100A@125 VAC	12.5000	900	45	0.011	x	x	
0063	63mA	125V		8.7900	800	50	0.017	x	x	
0080	80mA	125V		6.0090	700	55	0.02	x	x	
0100	100mA	125V		3.8400	600	60	0.04	x	x	
0125	125mA	125V		2.9000	550	70	0.05	x	x	
0160	160mA	125V		1.7700	480	80	0.09	x	x	
0200	200mA	125V		1.2000	390	80	0.14	x	x	
0250	250mA	125V		0.7500	350	90	0.26	x	x	
0315	315mA	125V		0.5450	300	95	0.32	x	x	
0400	400mA	125V		0.3750	250	100	0.58	x	x	
0500	500mA	125V		0.2470	220	110	0.86	x	x	
0630	630mA	125V		0.1850	210	135	1.15	x	x	
0800	800mA	125V		0.1250	160	130	1.92	x	x	
1100	1.00A	125V		0.0868	155	155	3.25	x	x	x
1125	1.25A	125V		0.0666	145	185	4.69	x	x	x
1160	1.60A	125V		0.0502	130	210	6.76	x	x	x
1200	2.00A	125V		0.0398	125	250	11.90	x	x	x
1250	2.50A	125V		0.0297	120	300	17.81	x	x	x
1315	3.15A	125V		0.0216	110	350	26.29	x	x	x
1400	4.00A	125V		0.0164	110	400	38.40	x	x	x
1500	5.00A	125V	0.0112	95	475	71.25	x	x	x	
1630	6.30A	125V	0.0087	95	570	144.87	x	x		

Notes:

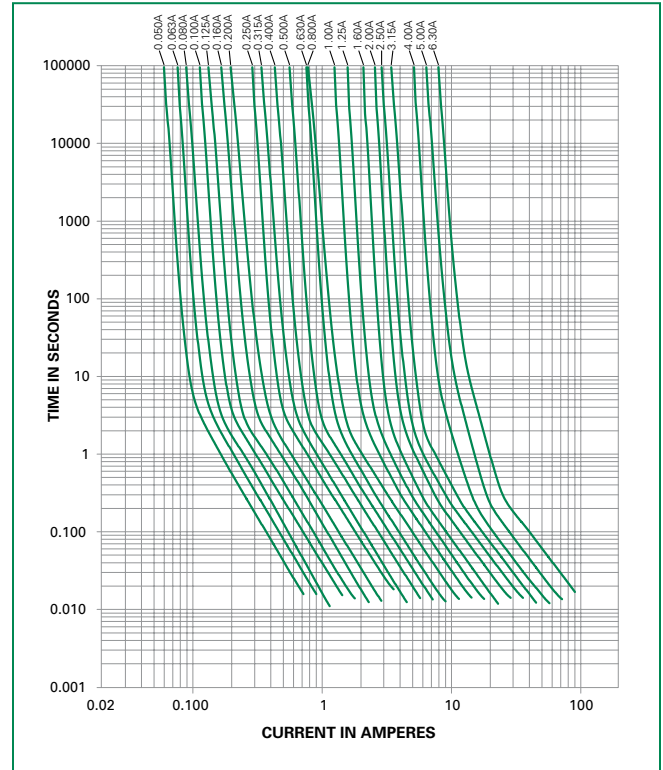
- 1) 1.00 means the number one with two decimal places. 1,000 means the number one thousand.
- 2) Resistance is measured at 10% of rated current, 25°C.

Temperature Re-rating Curve

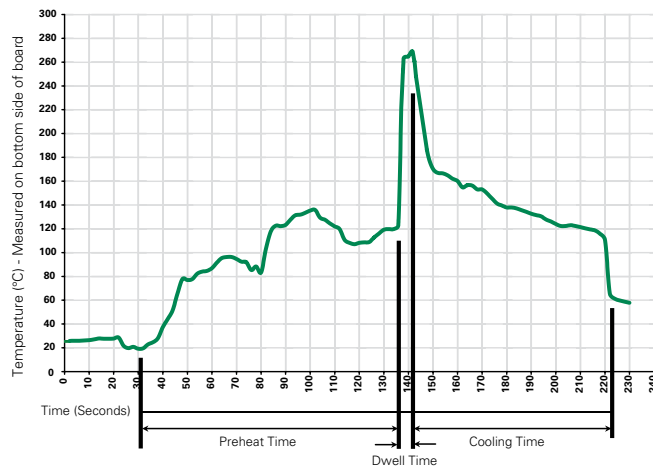


Note:
1. Rerating depicted in this curve is in addition to the standard derating of 25% for continuous operation.

Average Time Current Curves



Soldering Parameters - Wave Soldering



Recommended Process Parameters:

Wave Parameter	Lead-Free Recommendation
Preheat: (Depends on Flux Activation Temperature)	(Typical Industry Recommendation)
Temperature Minimum:	100°C
Temperature Maximum:	150°C
Preheat Time:	60-180 seconds
Solder Pot Temperature:	260°C Maximum
Solder Dwell Time:	2-5 seconds

Recommended Hand-Solder Parameters:

Solder Iron Temperature: 350°C +/- 5°C
Heating Time: 5 seconds max.

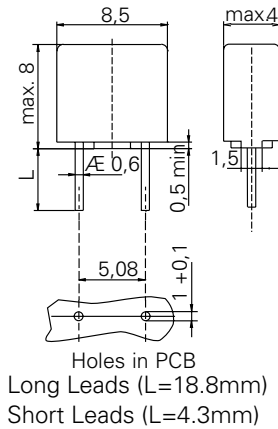
Note: These devices are not recommended for IR or Convection Reflow process.

Product Characteristics

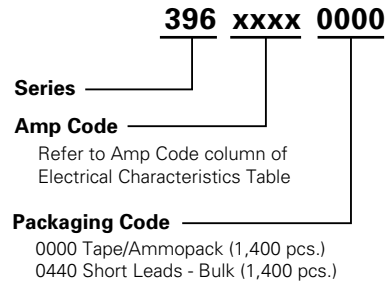
Materials	Base/Cap: Brown Thermoplastic Polyamide PA 6.6, UL 94 V-0 Round Pins: Copper, Tin-plated
Lead Pull Strength	10 N (IEC 60068-2-21)
Solderability	260°C, ≤ 3s. (Wave) 350°C, ≤ 1s. (Soldering Iron)
Soldering Heat Resistance	260°C, 10s. (IEC 60068-2-20) 350°C, 3s. (Soldering Iron)

Operating Temperature	-40°C to +85°C (Consider re-rating)
Climatic Category	-40°C to +85°C/21 days (IEC 60068-1,-2-1,-2-2,-2-78)
Stock Conditions	+10°C to +60°C RH ≤ 75% yearly average, without dew, maximum value for 30 days-95%
Vibration Resistance	24 cycles at 15 min. each (IEC 60068-2-6) 10 - 60Hz at 0.75mm amplitude 60 - 2000Hz at 10g acceleration

Dimensions



Part Numbering System



Packaging

Packaging Option	Packaging Specification	Quantity	Quantity & Packaging Code	Taping Width
396 Series				
Tape & Ammopack	N/A	1,400	0000	N/A
Short Leads	N/A	1,400	0440	N/A

Mouser Electronics

Authorized Distributor

Click to View Pricing, Inventory, Delivery & Lifecycle Information:

Littelfuse:

[39612500000](#) [39602500000](#) [39611250000](#) [39601250000](#) [39608000000](#) [39601000440](#) [39605000440](#)
[39604000440](#) [39602000440](#) [39611000440](#) [39615000440](#) [39612000440](#) [39614000440](#) [39600800440](#) [39616300440](#)
[39606300440](#) [39603150000](#) [39613150000](#) [39600500000](#) [39608000440](#) [39604000000](#) [39614000000](#)
[39600630440](#) [39600800000](#) [39612500440](#) [39602500440](#) [39612000000](#) [39602000000](#) [3961100044](#) [39600630000](#)
[39615000000](#) [39605000000](#) [39601250440](#) [39611250440](#) [39601000000](#) [39611000000](#) [39601600000](#) [39611600000](#)
[39601600440](#) [39611600440](#) [39616300000](#) [39606300000](#) [39603150440](#) [39613150440](#) [3961250044](#) [3961315044](#)
[3961200044](#) [39613000000](#) [39600500440](#)