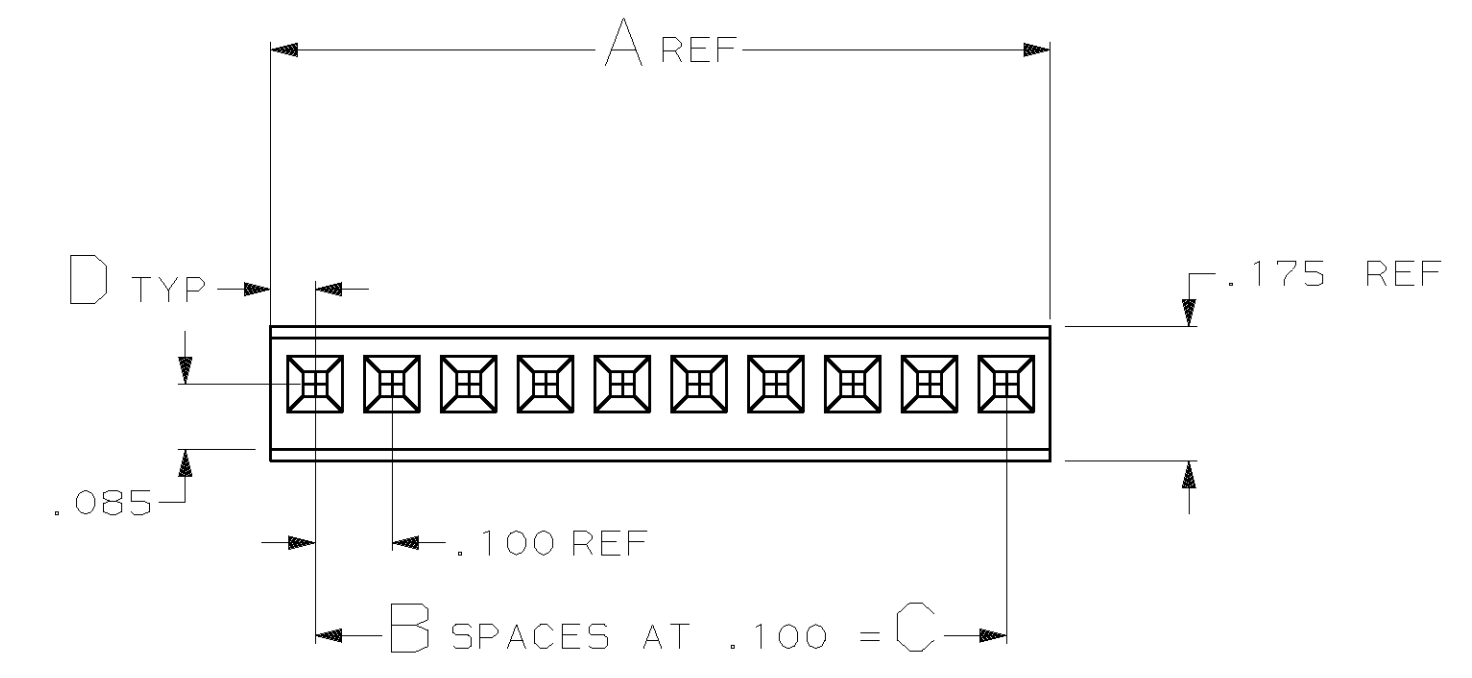
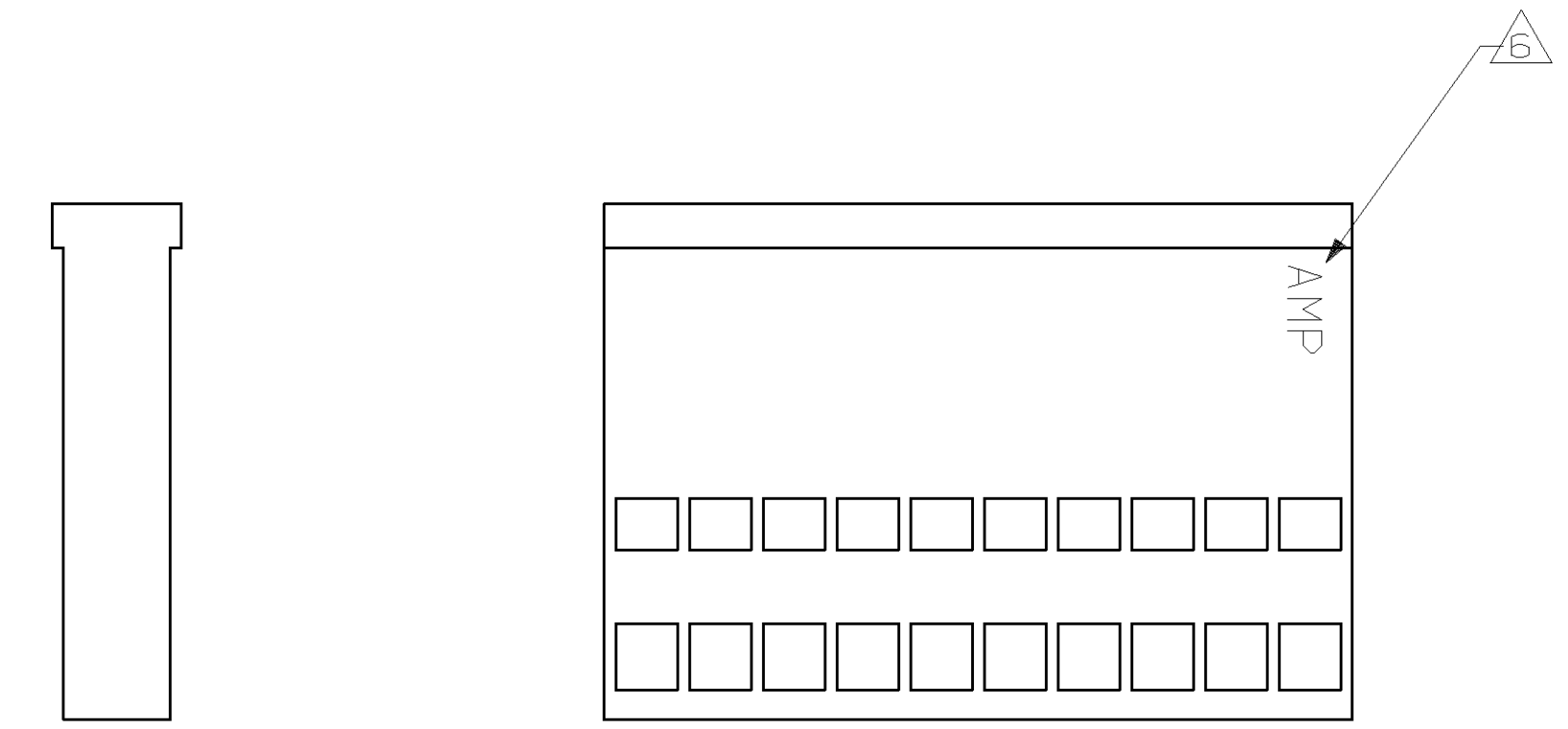
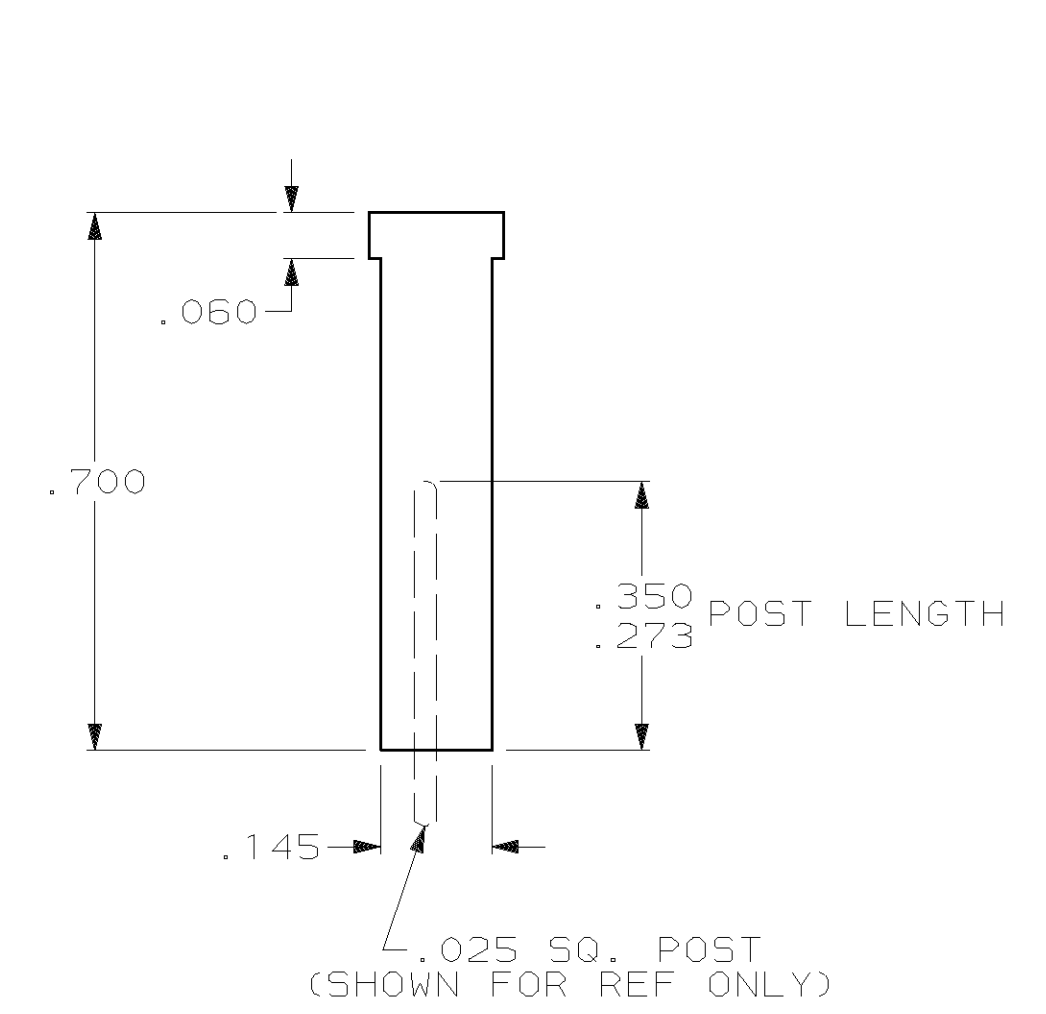
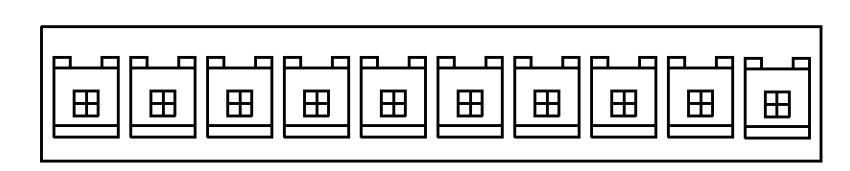


REV. NO.		DATE		DESCRIPTION		DRWN	APPD
AD	39	24JUN2016	NK	U3	REVISED PER ECO-16-009321	JO	

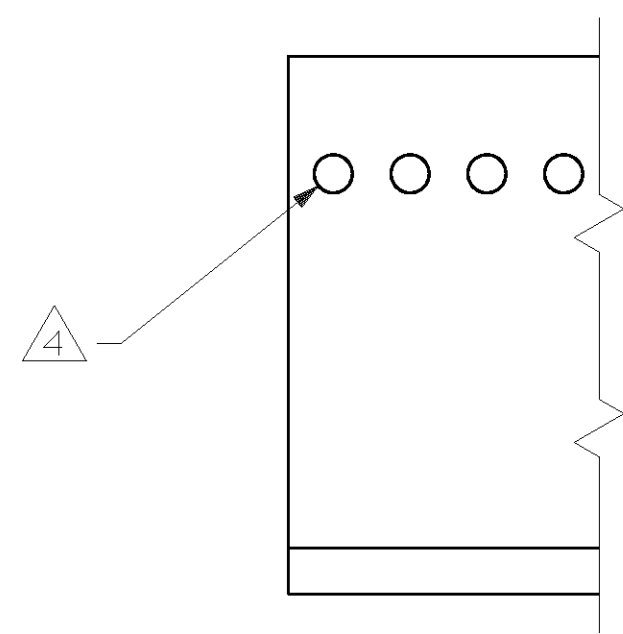
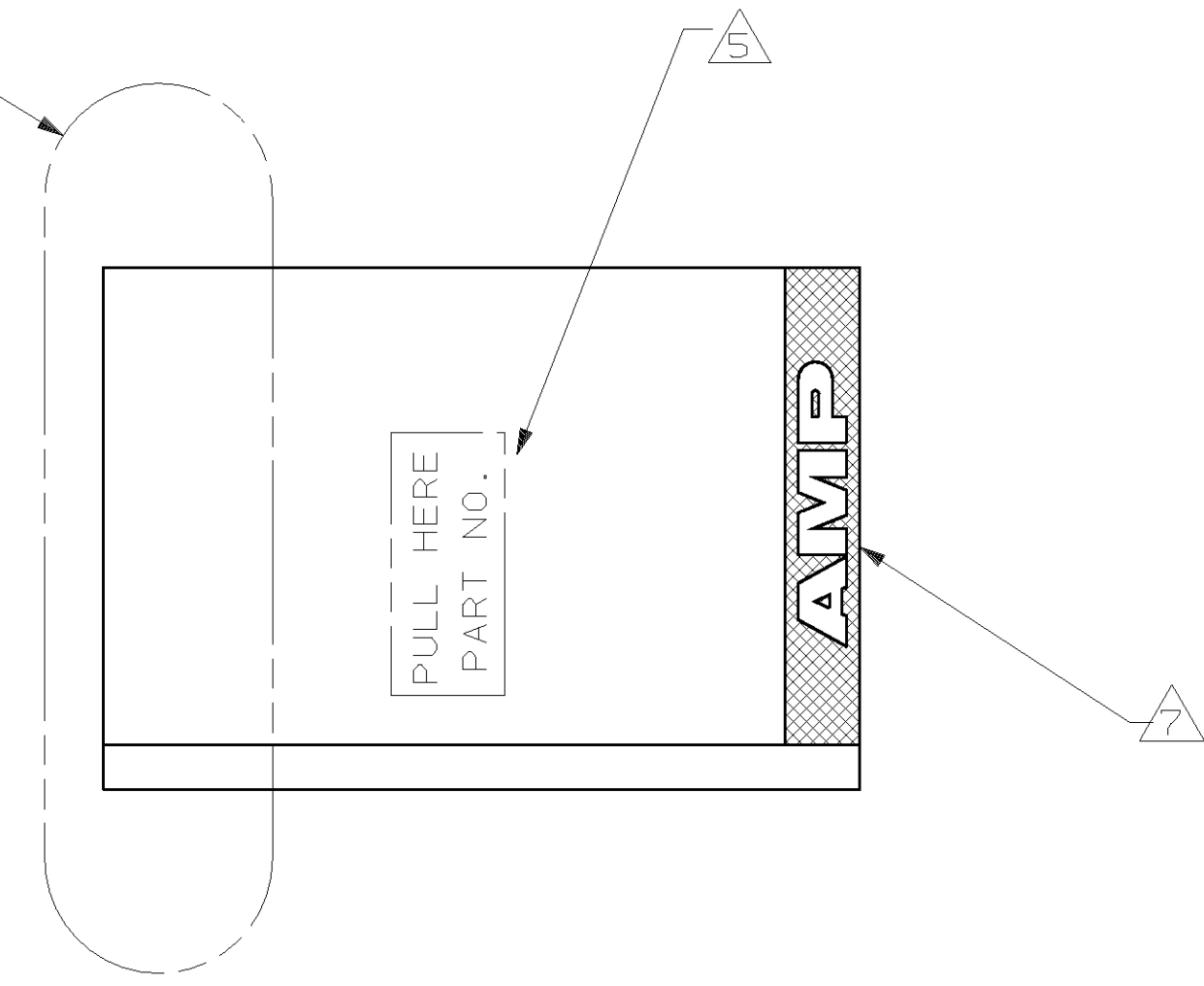
### PRODUCT INSTRUCTION

PULL ON HOUSING TO REMOVE FROM POSTS.  
 DO NOT CONFINE THE CONDUCTORS OR PULL ON THE  
 CONDUCTORS DURING REMOVAL ACTION.



- HOUSING ACCEPTS LOCKING CLIP CONTACT PART NO.S 87124, 87165, 87190, 87191, & MATES WITH .025 SQ. POSTS.
- HOUSING: GLASS FILLED NYLON.
- HOUSING: GLASS FILLED POLYESTER.
- CORE PIN SUPPORT HOLES ARE OPTIONAL, AND MAY BE ROUND OR SQUARE OR MAY NOT BE PRESENT AT ALL.
- MARKED (WHITE) AS SHOWN, THIS SIDE ONLY, WITH .06 HIGH CHARACTERS APPROX. IN CENTER OF HOUSING. "PULL HERE" AND PART NO. TO APPEAR ON HOUSINGS 6 POSITION AND LARGER.
- RAISED AMP LOGO MOLDED IN HOUSING.
- TEXTURED AMP LOGO MOLDED IN HOUSING. LOGO MAY APPEAR ON EITHER END OF HOUSING.

SEE DETAIL Z



DETAIL Z

NOTES	MAT'L	COLOR	D	C	B	A	POS	PART NUMBER (AS MOLDED)	PART NUMBER (STAMPED)
SUPERSEDED BY 87175-2		BROWN	.058	.300	3	.416	4	<b>6-87175-3</b>	
SUPERSEDED BY 87175-2		YELLOW	.054	0	0	.108	1	3-87175-4	
SUPERSEDED BY 87175-2		ORANGE	.054	0	0	.108	1	3-87175-3	
		RED	.054	0	0	.108	1	3-87175-2	
		BROWN	.054	0	0	.108	1	-	
		BLACK	.058	1.300	13	1.416	14	3-87175-0	<b>2-87175-9</b>
		BLACK	.058	1.200	12	1.316	13	2-87175-8	<b>2-87175-7</b>
		BLACK	.058	1.100	11	1.216	12	2-87175-6	2-87175-5
		BLACK	.058	1.000	10	1.116	11	2-87175-4	2-87175-3
		BLACK	.058	.900	9	1.016	10	2-87175-2	2-87175-1
		BLACK	.058	.800	8	.916	9	2-87175-0	1-87175-9
		BLACK	.058	.700	7	.816	8	1-87175-8	1-87175-7
		BLACK	.058	.600	6	.716	7	1-87175-6	1-87175-5
		BLACK	.058	.500	5	.616	6	1-87175-4	1-87175-3
		BLACK	.058	.400	4	.516	5	1-87175-2	
		BLACK	.058	.300	3	.416	4	1-87175-0	
		BLACK	.058	.200	2	.316	3	87175-8	
		BLACK	.058	.100	1	.216	2	87175-6	
		BLACK	.058	1.400	14	1.516	15	87175-4	87175-3
		BLACK	.054	0	0	.108	1	87175-2	

DO NOT SCALE PRINT. UNLESS SPECIFIED DIMENSIONS IN INCHES TOLERANCES ON:		DR 11-16-89 D KEITZER		TE Connectivity	
2 PLC DEC ± .005		CHK 11-29-89 S. BEAM			
3 PLC DEC ± .005		APPD 11-29-89 S. BEAM		NAME	
ANGLES ± 0°30'		APPD 11-29-89 R. ELICKER		HOUSING-LOCKING CLIP .025 SQ. POST, .100 CENTERS (CLOSE END) SINGLE ROW	
MATERIAL		PRODUCT SPEC		SIZE	
SEE TABLE		108-36028		D 00779	
FINISH		APPLICATION SPEC		DRAWING NO	
-		114-25006		87175	
WEIGHT		SCALE		REV.	
-		4:1		U3	
		SHEET		1 OF 1	

# Mouser Electronics

Authorized Distributor

Click to View Pricing, Inventory, Delivery & Lifecycle Information:

[TE Connectivity:](#)

[2-87175-8](#)